

2013 Form RI-1040

Resident Individual Income Tax Return

Form header section with fields for: Your name, Your social security number, Spouse's name, Spouse's social security number, Address, Daytime phone number, City, town or post office, State, ZIP code, City or town of legal residence.

ELECTORAL CONTRIBUTION: If you want \$5.00 (\$10.00 if a joint return) to go to this fund, check here. (See instructions. This will not increase your tax or reduce your refund.) [] Yes. If you wish the 1st \$2.00 (\$4.00 if a joint return) to be paid to a specific party, check the box and fill in the name of the political party. Otherwise, it will be paid to a nonpartisan general account. []

FILING STATUS: Check only one box. 1 [] Single, 2 [] Married filing jointly, 3 [] Married filing separately, 4 [] Head of household, 5 [] Qualifying widow(er)

Table with columns for line number, description, and amount. Rows include: INCOME, TAX AND CREDITS (lines 1-13), PAYMENTS AND PROPERTY TAX RELIEF CREDIT (lines 14a-14g), AMOUNT DUE (lines 15a-15c), and REFUND (lines 16-18).

Rhode Island Standard Deduction Single \$8,000. Married filing jointly or Qualifying widow(er) \$16,000. Married filing separately \$8,000. Head of household \$12,000.

Attach Forms W-2 and 1099 here.

Check [] if extension is attached.

2013 Form RI-1040

Resident Individual Income Tax Return

Name	Your social security number

RI SCHEDULE I - ALLOWABLE FEDERAL CREDIT








19 RI income tax from page 1, line 8	19		
20 Credit for child and dependent care expenses from Federal Form 1040, line 48 or Form 1040A, line 29.....	20		
21 Tentative allowable federal credit. Multiply line 20 by 25% (0.2500).....	21		
22 MAXIMUM CREDIT. Line 19 or 21, whichever is SMALLER. Enter here and on page 1, line 9a	22		

RI SCHEDULE II - CREDIT FOR INCOME TAX PAID TO ANOTHER STATE

NOTE: You must attach a signed copy of the state tax return(s) for which you are claiming credit.

23 RI income tax from RI-1040, page 1, line 8 less allowable federal credit from RI-1040, page 2, line 22	23		
24 Income derived from other state. If more than one state, see instructions.....	24		
25 Modified federal AGI from page 1, line 3	25		
26 Divide line 24 by line 25.....	26		
27 Tentative credit. Multiply line 23 by line 26.....	27		
28 Tax due and paid to other state (see specific instructions). Insert name of state paid	28		
29 MAXIMUM TAX CREDIT. Line 23, 27 or 28, whichever is the SMALLEST. Enter here and on page 1, line 9b	29		

RI CHECKOFF CONTRIBUTIONS SCHEDULE

			\$1.00	\$5.00	\$10.00	Other			
30		Drug program account RIGL §44-30-2.4	<input type="checkbox"/>	<input type="checkbox"/>	<input type="checkbox"/>	<input type="checkbox"/>	30		
31		Olympic Contribution RIGL §44-30-2.1 Yes <input type="checkbox"/> \$1.00 contribution (\$2.00 if filing a joint return)					31		
32		RI Organ Transplant Fund RIGL §44-30-2.5	<input type="checkbox"/>	<input type="checkbox"/>	<input type="checkbox"/>	<input type="checkbox"/>	32		
33		RI Council on the Arts RIGL §42-75.1-1	<input type="checkbox"/>	<input type="checkbox"/>	<input type="checkbox"/>	<input type="checkbox"/>	33		
34		RI Nongame Wildlife Fund RIGL §44-30-2.2	<input type="checkbox"/>	<input type="checkbox"/>	<input type="checkbox"/>	<input type="checkbox"/>	34		
35		Childhood Disease Victim's Fund RIGL §44-30-2.3	<input type="checkbox"/>	<input type="checkbox"/>	<input type="checkbox"/>	<input type="checkbox"/>	35		
36		RI Military Family Relief Fund RIGL §44-30-2.9	<input type="checkbox"/>	<input type="checkbox"/>	<input type="checkbox"/>	<input type="checkbox"/>	36		
37		TOTAL CONTRIBUTIONS. Add lines 30, 31, 32, 33, 34, 35 and 36. Enter here and on RI-1040, page 1, line 11.....					37		

RI SCHEDULE EIC - RHODE ISLAND EARNED INCOME CREDIT

38 Rhode Island income tax from RI-1040, page 1, line 10a.....	38		
39 Federal earned income credit from Federal Form 1040, line 64a; 1040A, line 38a, or 1040EZ, line 8a	39		
40 Rhode Island percentage.....	40	25%	
41 Multiply line 39 by line 40	41		
42 Enter the SMALLER of line 38 or line 41	42		
43 Subtract line 42 from line 41. If zero or less, enter the amount from line 42 on line 46. Otherwise, go to line 44	43		
44 Refundable percentage.....	44	15%	
45 Rhode Island refundable earned income credit. Multiply line 43 by line 44.	45		
46 TOTAL RI EARNED INCOME CREDIT. Add line 42 and line 45. Enter here and on RI-1040, line 14d	46		

Under penalties of perjury, I declare that I have examined this return and accompanying schedules and statements, and to the best of my knowledge and belief, it is true, accurate and complete. Declaration of preparer (other than taxpayer) is based on all information of which preparer has any knowledge.

Your signature	Spouse's signature	Date	Telephone number
Paid preparer signature	Print name	Date	Telephone number
Paid preparer address	City, town or post office	State	ZIP code PTIN

May the Division of Taxation contact your preparer? YES

Revised 10/2013

State of Rhode Island and Providence Plantations

2013 RI Schedule W

Rhode Island W-2 and 1099 Information

Name(s) shown on Form RI-1040 or RI-1040NR	Your social security number

Complete this Schedule listing all of your and, if applicable, your spouse's W-2s and 1099s showing Rhode Island Income Tax withheld. W-2s or 1099s showing Rhode Island Income Tax withheld must still be attached to the front of your return. Failure to do so may delay the processing of your return. **ATTACH THIS SCHEDULE W TO YOUR RETURN**

	Column A <u>Enter "S"</u> <u>if Spouse's</u> <u>W-2 or 1099</u>	Column B <u>Enter 1099</u> <u>letter code</u> <u>from chart</u>	Column C <u>Employer's Name from Box C of your W-2 or</u> <u>Payer's Name from your Form 1099</u>	Column D <u>Employer's state ID # from</u> <u>box 15 of your W-2 or Payer's</u> <u>Federal ID # from Form 1099</u>	Column E <u>Rhode Island Income Tax</u> <u>Withheld (SEE BELOW</u> <u>FOR BOX REFERENCES)</u>
1					
2					
3					
4					
5					
6					
7					
8					
9					
10					
11					
12					
13					
14					
15					
16	Total RI Income Tax Withheld. Add lines 1 through 15, Col. E. Enter total here and on RI-1040, line 14a or RI-1040NR, line 17a..				
17	Total number of W-2s and 1099s showing Rhode Island Income Tax Withheld				

INSTRUCTIONS FOR COMPLETING SCHEDULE W

Lines 1 - 15:

Please complete columns A, B, C, D and E for each W-2 and 1099 showing Rhode Island withholding.

Column A: For each W-2 or 1099 being entered, leave blank if the W-2 or 1099 is for you. Enter an "S" if the W-2 or 1099 belongs to your spouse.

Column B: For each W-2 or 1099 being entered, leave blank if the information being entered is from a W-2. For all 1099s being entered, enter the letter code from the chart to the right.

Column C: For each W-2 or 1099 being entered, enter the name of the employer or payer.

Column D: For each W-2, enter the employer's state identification number from box 15 of the W-2. Note: The state identification number may be different than the employer's federal identification number. Be sure to enter the identification number from box 15, rather than box b of the W-2. For each 1099, enter the payer's federal identification number.

Column E: For each W-2 or 1099, enter the amount of Rhode Island withholding as shown on each form. See chart to the right for box reference.

Line 16: Total Rhode Island Income Tax Withheld. Add the amounts from Column E, lines 1 through 15. Enter the total here and on RI-1040, line 14a or RI-1040NR, line 17a.

Line 17: Enter the number of W-2s and 1099s entered on lines 1-15 showing Rhode Island income tax withheld.

Schedule W plus all W-2s and 1099s with Rhode Island withholding must be attached to your Rhode Island return in order to receive credit for your Rhode Island withholding tax amount.

ATTACH THIS FORM TO YOUR RHODE ISLAND RETURN.

Schedule W Reference Chart		
Form Type	Letter Code for Column B	Withholding Box
W-2	-	17
W-2G	-	15
1042-S	S	23
1099-B	B	15
1099-DIV	D	14
1099-G	G	11
1099-INT	I	13
1099-MISC	M	16
1099-OID	O	12
1099-R	R	12
RI-1099PT	P	9