



# RI-1040 Rhode Island Resident Individual Income Tax Return

This booklet contains:

- |                             |                        |   |
|-----------------------------|------------------------|---|
| RI-1040                     | RI Deduction Schedules | RI-4868   |
| RI Schedule EIC             | RI Schedule I          | RI-1040V  |
| RI Schedule OT              | RI Schedule CR         | Instructions  |
| RI-8615                     | RI-6251                | RI Tax Tables   |
| RI Schedule FT              | RI-2210A               | RI Tax Computation Worksheet                            |
| RI Schedule W - <b>NEW!</b> | RI-1040H               | (worksheet can be found on the back of the front cover) |

**GET YOUR REFUND FASTER - E-FILE!!  
SEE BACK COVER FOR DETAILS.**



**2010**

<b>NEW FOR 2010!</b>	<b><u>NEW FOR 2010!</u></b>	<b><u>NEW FOR 2010!</u></b>	<b><u>NEW FOR 2010!</u></b>	<b>NEW FOR 2010!</b>
<b>NEW FOR 2010!</b>	<ul style="list-style-type: none"> <li>⇒ RI Schedule W - W2 and 1099 Withholding Information</li> <li>⇒ Flat Tax Reduced to 6.0%</li> <li>⇒ Capital gains income now taxed as ordinary income</li> <li>⇒ Additional Modifications Decreasing Federal AGI                             <ul style="list-style-type: none"> <li>&gt; Modification for a Resident Business Owner who owns and operates a qualified business facility in a Certified Enterprise Zone</li> <li>&gt; Modification for Income from the discharge of business indebtedness deferred under the American Recovery and Reinvestment Act of 2009 that was previously taken as Rhode Island income</li> </ul> </li> </ul>			<b>NEW FOR 2010!</b>
<b>NEW FOR 2010!</b>	<p><b>IMPORTANT NOTICE:</b>                  SINCE THE IRS DISCONTINUED THE MAILING OF THEIR TAX MATERIALS, THEY NO LONGER HAVE A PRINT DEADLINE AND WILL BE FINALIZING THEIR TAX FORMS LATER THAN USUAL. CHANGES MADE TO FEDERAL FORMS MAY IMPACT RHODE ISLAND INCOME TAX FORMS. ANY UPDATES TO RHODE ISLAND FORMS WILL BE POSTED ON THE DIVISION OF TAXATION'S WEBSITE.</p>			<b>NEW FOR 2010!</b>
<b>NEW FOR 2010!</b>	<b><u>NEW FOR 2010!</u></b>	<b><u>NEW FOR 2010!</u></b>	<b><u>NEW FOR 2010!</u></b>	<b>NEW FOR 2010!</b>

[www.tax.ri.gov](http://www.tax.ri.gov)

**2010****RHODE ISLAND TAX COMPUTATION WORKSHEET****SCHEDULE X - Use if your filing status is SINGLE****TAX**

If Taxable Income- RI-1040S, line 5; RI-1040, line 7 or RI-1040NR, line 7 is:		(a) Enter the amount from RI-1040S, line 5; RI-1040, line 7 or RI-1040NR, line 7	(b) Multiplication amount	(c) Multiply (a) by (b)	(d) Subtraction amount	Subtract (d) from (c) Enter here and on RI-1040S, line 6; RI-1040, line 8A or RI-1040NR, line 8A
At least	But not over					
\$0	\$34,000		3.75%		\$0.00	
\$34,000	\$82,400		7.00%		\$1,105.00	
\$82,400	\$171,850		7.75%		\$1,723.00	
\$171,850	\$373,650		9.00%		\$3,871.13	
Over	\$373,650		9.90%		\$7,233.98	

**SCHEDULE Y1 - Use if your filing status is MARRIED FILING JOINT or QUALIFYING WIDOW(ER)****TAX**

If Taxable Income- RI-1040S, line 5; RI-1040, line 7 or RI-1040NR, line 7 is:		(a) Enter the amount from RI-1040S, line 5; RI-1040, line 7 or RI-1040NR, line 7	(b) Multiplication amount	(c) Multiply (a) by (b)	(d) Subtraction amount	Subtract (d) from (c) Enter here and on RI-1040S, line 6; RI-1040, line 8A or RI-1040NR, line 8A
At least	But not over					
\$0	\$56,800		3.75%		\$0.00	
\$56,800	\$137,300		7.00%		\$1,846.00	
\$137,300	\$209,250		7.75%		\$2,875.75	
\$209,250	\$373,650		9.00%		\$5,491.38	
Over	\$373,650		9.90%		\$8,854.23	

**SCHEDULE Y2 - Use if your filing status is MARRIED FILING SEPARATELY****TAX**

If Taxable Income- RI-1040S, line 5; RI-1040, line 7 or RI-1040NR, line 7 is:		(a) Enter the amount from RI-1040S, line 5; RI-1040, line 7 or RI-1040NR, line 7	(b) Multiplication amount	(c) Multiply (a) by (b)	(d) Subtraction amount	Subtract (d) from (c) Enter here and on RI-1040S, line 6; RI-1040, line 8A or RI-1040NR, line 8A
At least	But not over					
\$0	\$28,400		3.75%		\$0.00	
\$28,400	\$68,650		7.00%		\$923.00	
\$68,650	\$104,625		7.75%		\$1,437.88	
\$104,625	\$186,825		9.00%		\$2,745.69	
Over	\$186,825		9.90%		\$4,427.11	

**SCHEDULE Z - Use if your filing status is HEAD OF HOUSEHOLD****TAX**

If Taxable Income- RI-1040S, line 5; RI-1040, line 7 or RI-1040NR, line 7 is:		(a) Enter the amount from RI-1040S, line 5; RI-1040, line 7 or RI-1040NR, line 7	(b) Multiplication amount	(c) Multiply (a) by (b)	(d) Subtraction amount	Subtract (d) from (c) Enter here and on RI-1040S, line 6; RI-1040, line 8A or RI-1040NR, line 8A
At least	But not over					
\$0	\$45,550		3.75%		\$0.00	
\$45,550	\$117,650		7.00%		\$1,480.38	
\$117,650	\$190,550		7.75%		\$2,362.75	
\$190,550	\$373,650		9.00%		\$4,744.63	
Over	\$373,650		9.90%		\$8,107.48	

# RI 1040 RHODE ISLAND RESIDENT INDIVIDUAL INCOME TAX RETURN 2010

NAME AND ADDRESS  please print or type	First Name Initial Last Name	Your Social Security Number
	Spouse's First Name Initial Last Name	Spouse's Social Security Number
	Present Home Address (Number and street, including apartment number or rural route)	Daytime Telephone Number ( )
	City, Town or Post Office State Zip Code	City or Town of Legal Residence

ELECTORAL CONTRIBUTION If you want \$5.00 (\$10.00 if a joint return) to go to this fund, check here. (See instructions. This will not increase your tax or reduce your refund.)  Yes

If you wish the 1st \$2.00 (\$4.00 if a joint return) to be paid to a specific party, check the box and fill in the name of the political party. Otherwise, it will be paid to a nonpartisan general account.

FILING STATUS Check only one box

1  Single

2  Married filing jointly

3  Married filing separately

4  Head of Household

5  Qualifying widow(er)

INCOME, TAX AND CREDITS	1. Federal AGI (Adjusted Gross Income) Federal Form 1040, line 37; 1040A, line 21 or 1040EZ, line 4.....	1.	
	2. Net modifications to Federal AGI (if no modifications, enter zero on this line) from RI Schedule I, Line 25.....	2.	
	3. Modified Federal AGI combine lines 1 and 2 (add net increases or subtract net decreases).....	3.	
	4. Deductions RI standard deduction (left margin) or amount from Federal Schedule A, line 29, whichever is greater. If you itemize and line 3 is over \$167,100 (\$83,550 if married filing separate) see itemized deduction schedule on page 4.....	4.	
	5. Subtract line 4 from line 3.....	5.	
	6. Exemptions Enter federal exemptions in box then multiply by \$3,650 and enter result in 6. <input type="checkbox"/> X \$3,650 =	6.	
	7. RI TAXABLE INCOME subtract line 6 from line 5.....	7.	
	8. A. RI income tax <input type="checkbox"/> RI Tax Table or Tax Computation Worksheet <input type="checkbox"/> RI Schedule J <input type="checkbox"/> RI 8615	8A.	
	B. Other RI taxes from page 3, RI Schedule OT, line 14.....	8B.	
	9. RI alternative minimum tax from RI 6251, line 6.....	9.	
	10. Total RI income tax add lines 8A, 8B and 9.....	10.	
	11. A. RI percentage of allowable Federal credits from page 2, schedule II, line 34.....	11A.	
	B. Other RI credits from RI Schedule CR, line 23.....	11B.	
C. RI credit for income taxes paid to other states from page 2, schedule III, line 41.....	11C.		
12. Total RI credits add lines 11A, 11B and 11C.....	12.		
13. RI income tax after credits subtract line 12 from line 10 (not less than zero).....	13.		
14. Alternative Flat Tax from page 3, schedule FT, line 26.....	14.		
15. Rhode Island tax enter the smaller of line 13 or line 14..... <input type="checkbox"/> Check box if Alternative Flat Tax method is used.	15.		
16. RI checkoff contributions from page 3, schedule IV, line 8 (contributions reduce your refund or increase your balance due).....	16.		
17. TOTAL RI TAX AND CHECKOFF CONTRIBUTIONS add lines 15 and 16 and USE/SALES tax due \$ (see instructions).....	17.		

PAYMENTS AND PROPERTY TAX RELIEF CREDIT	18. A. RI 2010 income tax withheld from Sch W, line 21 (please attach forms W 2, 1099, etc.)	18A.		Check if extension is attached. <input type="checkbox"/>
	B. 2010 estimated tax payments and amount applied from 2009 return.....	18B.		
	C. Property tax relief credit from RI 1040H, line 15 or 22 (attach form RI 1040H).....	18C.		
	D. RI earned income credit from page 2, RI Schedule EIC, line 50.....	18D.		
	E. RI Residential Lead Paint Credit from RI 6238, line 7.....	18E.		
	F. Other payments.....	18F.		
	G. TOTAL PAYMENTS AND CREDITS add lines 18A, 18B, 18C, 18D, 18E and 18F.....	18G.		

AMOUNT DUE	19. If line 17 is LARGER than line 18G, Subtract line 18G from 17. YOU OWE THIS AMOUNT. Complete RI 1040V. Check <input type="checkbox"/> if RI 2210 or RI 2210A is attached enter interest due \$ or enter zero.....	19.	
REFUND	20. If line 18G is LARGER than 17, subtract line 17 from 18G. THIS IS THE AMOUNT YOU OVERPAID.....	20.	
	21. Amount of overpayment to be refunded.....	21.	
	22. Amount of overpayment to be applied to 2011 estimated tax.....	22.	

RETURN MUST BE SIGNED SIGNATURE LINE IS LOCATED ON PAGE 2  
 MAILING ADDRESS: OVERPAYMENTS/REFUNDS: The RI Division of Taxation One Capitol Hill Providence, RI 02908 5806  
 PAYMENTS: The RI Division of Taxation One Capitol Hill Providence, RI 02908 5807

# RI 1040

# 2010

## RI SCHEDULE I RI MODIFICATIONS TO FEDERAL AGI

NOTE: This schedule has been moved. This schedule is available in this booklet or on our web site: [www.tax.ri.gov](http://www.tax.ri.gov)

## RI SCHEDULE II ALLOWABLE FEDERAL CREDITS

NOTE: If taking the Federal Adoption Credit on line 30, you must attach a copy of your DCYF documentation to your return.

26. RI income tax from page 1, line 10.....	26.	
27. Credit for child and dependent care expenses from Federal Form 1040, line 48 or 1040A, line 29.....	27.	
28. Credit for the elderly or the disabled from Federal Schedule R, line 22.....	28.	
29. Federal mortgage interest credit from Federal Form 8396, line 9.....	29.	
30. Federal adoption credit for Rhode Island DCYF adoptions from Federal Form 8839, line 14.....	30.	
31. a. Credit for federal tax on fuels from Federal Form 1040, line 70.....	31a.	
b. Other federal credits (see instructions for credits) from Federal Form 1040, lines 53 and 71.....	31b.	
32. Total add lines 27, 28, 29, 30, 31a and 31b.....	32.	
33. Tentative allowable federal credits multiply line 32 by 25% (.25).....	33.	
34. MAXIMUM CREDIT (line 26 or 33 whichever is SMALLER) Enter here and on page 1, line 11A.....	34.	

## RI SCHEDULE III CREDIT FOR INCOME TAXES PAID TO ANOTHER STATE

NOTE: You must attach a signed copy of the state tax return(s) for which you are claiming credit.

35. RI income tax (page 1, line 10) less allowable federal credits (page 2, line 34).....	35.	
36. Income derived from other state. If more than one state see instructions.....	36.	
37. Modified federal AGI page 1, line 3.....	37.	
38. Divide line 36 by line 37.....	38.	
39. Tentative credit multiply line 35 by line 38.....	39.	
40. Tax due and paid to other state (see specific instructions) Insert name of state paid.....	40.	
41. MAXIMUM TAX CREDIT (line 35, 39 or 40, whichever is the SMALLEST) Enter here and on page 1, line 11C.....	41.	

## RI SCHEDULE EIC RHODE ISLAND EARNED INCOME CREDIT

42. Rhode Island income tax from RI 1040, page 1, line 13.....	42.	
43. Federal earned income credit from Federal Form 1040, line 64a, 1040A, line 41a or 1040EZ, line 9a.....	43.	
44. Rhode Island percentage.....	44.	25%
45. Multiply line 43 by line 44.....	45.	
46. Enter the SMALLER of line 42 or line 45.....	46.	
47. Subtract line 46 from line 45 (if zero or less, enter the amount from line 46 on line 50. Otherwise, continue to line 48).....	47.	
48. Refundable percentage.....	48.	15%
49. RI refundable earned income credit multiply line 47 by line 48.....	49.	
50. TOTAL RI EARNED INCOME CREDIT add line 46 and line 49. Enter here and on RI 1040, line 18D.....	50.	

Under penalties of perjury, I declare that I have examined this return, and to the best of my knowledge and belief, it is true, correct and complete.

Your Signature		Spouse's Signature	
Date		Date	
If you do not need forms mailed to you next year, check box. <input type="checkbox"/>		May the division contact your preparer about this return? Yes <input type="checkbox"/>	
Paid preparer's signature and address		SSN, PTIN or EIN	Telephone number
		( )	



# OTHER RI SCHEDULES








# 2010

Name(s) shown on Form RI 1040

Your Social Security Number

## RI SCHEDULE IV RI CHECKOFF CONTRIBUTIONS

NOTE: Contributions reduce your refund or increase your balance due.

				\$1.00	\$5.00	\$10.00	Other				
1.	 Drug program account RIGL 44 30 2.4	.....		<input type="checkbox"/>	<input type="checkbox"/>	<input type="checkbox"/>	<input type="checkbox"/>	\$	1.	_____	
2.	 Olympic Contribution RIGL 44 30 2.1	Yes <input type="checkbox"/> \$1.00 Contribution (\$2.00 if a joint return)	.....						2.	_____	
3.	 RI Organ Transplant Fund RIGL 44 30 2.5	.....		<input type="checkbox"/>	<input type="checkbox"/>	<input type="checkbox"/>	<input type="checkbox"/>	\$	3.	_____	
4.	 RI Council on the Arts RIGL 42 75.1 1	.....		<input type="checkbox"/>	<input type="checkbox"/>	<input type="checkbox"/>	<input type="checkbox"/>	\$	4.	_____	
5.	 RI Nongame Wildlife Fund RIGL 44 30 2.2	.....		<input type="checkbox"/>	<input type="checkbox"/>	<input type="checkbox"/>	<input type="checkbox"/>	\$	5.	_____	
6.	 Childhood Disease Victims Fund RIGL 44 30 2.3	.....		<input type="checkbox"/>	<input type="checkbox"/>	<input type="checkbox"/>	<input type="checkbox"/>	\$	6.	_____	
7.	 RI Military Family Relief Fund RIGL 44 30 2.9	.....		<input type="checkbox"/>	<input type="checkbox"/>	<input type="checkbox"/>	<input type="checkbox"/>	\$	7.	_____	
8.	TOTAL CONTRIBUTIONS add lines 1, 2, 3, 4, 5, 6 and 7 Enter here and on RI 1040, page 1, line 16.....									8.	<input style="width: 100px; height: 20px;" type="text"/>

## RI SCHEDULE OT OTHER RHODE ISLAND TAXES

TAX ON LUMP SUM DISTRIBUTIONS, PARENTS ELECTION TO REPORT CHILD S INTEREST AND DIVIDENDS, RECAPTURE OF FEDERAL TAX CREDITS AND OTHER MISCELLANEOUS FEDERAL INCOME TAXES.

9.	Tax on lump sum distributions Federal Form 4972, line 7 or line 30, whichever applies.....	9.	_____
10.	Parents election to report child s interest and dividends from all Federal Form(s) 8814, line 15.....	10.	_____
11.	Amount of recapture of federal tax credits and other miscellaneous federal income taxes (see instructions).....	11.	_____
12.	Total add lines 9, 10 and 11.....	12.	_____
13.	Rhode Island percentage.....	13.	<u>25%</u>
14.	OTHER RHODE ISLAND TAXES Multiply line 12 by line 13. Enter here and on RI 1040, line 8B.....	14.	<input style="width: 100px; height: 20px;" type="text"/>

## RI 8615 TAX FOR CHILDREN UNDER 18 WITH INVESTMENT INCOME

NOTE: FULL TIME STUDENTS AT LEAST AGE 18 BUT UNDER AGE 24 MUST COMPLETE A FEDERAL FORM 1040 WITHOUT USING FEDERAL FORM 8615

15.	Child s tax from Federal Form 8615, line 18.....	15.	_____
16.	Rhode Island percentage.....	16.	<u>25%</u>
17.	TAX multiply line 15 by line 16 Enter here and on RI 1040, line 8A and check the RI 8615 box.....	17.	<input style="width: 100px; height: 20px;" type="text"/>

## RI SCHEDULE FT RI ALTERNATIVE FLAT TAX

18.	Modified Federal AGI from RI 1040, page1, line 3.....	18.	_____
19.	Flat Tax rate.....	19.	<u>6.0%</u>
20.	RI Flat Tax before other state credit multiply line 18 by line 19.....	20.	_____

IF YOU ARE CLAIMING A CREDIT FOR TAXES PAID TO OTHER STATE COMPLETE LINES 21 THRU 25. OTHERWISE, ENTER THE AMOUNT FROM LINE 20 ON LINE 26.

21.	Income from other state. (NOTE: You must attach a signed copy of the other state return) ..... If more than one state see instructions and complete RI 1040MU.	21.	_____
22.	Income percentage divide line 21 by line 18.....	22.	_____
23.	Tentative credit multiply line 20 by line 22.....	23.	_____
24.	Tax due and paid to other state..... Insert name of state paid _____	24.	_____
25.	MAXIMUM CREDIT (line 20, 23 or 24, whichever is the SMALLEST).....	25.	_____
26.	RI Flat Tax after other state credit subtract line 25 from line 20. Enter here and on RI 1040, page 1, line 14.....	26.	<input style="width: 100px; height: 20px;" type="text"/>

# RI Deduction Schedules

for RI 1040 or RI 1040NR, line 4

# 2010

Name(s) shown on Form RI 1040 or RI 1040NR

Your Social Security Number

## A. STANDARD DEDUCTION SCHEDULE FOR PEOPLE AGE 65 OR OLDER OR BLIND

DO NOT use this schedule if someone can claim you, or your spouse if filing jointly, as a dependent. Instead use RI Deduction Schedule B below.

Check if:  YOU were 65 or older, (born before 01/02/1946),  Blind,  SPOUSE was 65 or older, (born before 01/02/1946),  Blind

A. Enter the number of boxes checked above..... A. \_\_\_\_\_

If your filing status is ....	AND the number on line A is ....	THEN your RI standard deduction is ....
Single	1	\$7,100
	2	8,500
Married filing jointly or Qualifying widow(er)	1	10,650
	2	11,750
	3	12,850
	4	13,950
Married filing separately	1	5,850
	2	6,950
	3	8,050
	4	9,150
Head of household	1	9,800
	2	11,200

## B. STANDARD DEDUCTION SCHEDULE FOR DEPENDENTS

Use this schedule ONLY if someone can claim you, or your spouse if filing jointly, as a dependent.

1. Add \$300 to your EARNED INCOME\*. Enter the total here..... 1. \_\_\_\_\_

2. Minimum standard deduction..... 2. 950

3. Enter the LARGER of line 1 or line 2..... 3. \_\_\_\_\_

4. Enter the amount shown below for your filing status.

Single.....	\$5,700	}.....	4. _____
Married filing jointly or Qualifying widow(er).....	9,550		
Married filing separately.....	4,750		
Head of household.....	8,400		

### 5. STANDARD DEDUCTION

A. Enter the SMALLER of line 3 or line 4. If under age 65 and not blind, STOP HERE and enter this amount on RI 1040 or RI 1040NR, line 4. OTHERWISE, go to line 5B..... 5A. \_\_\_\_\_

B. Check if:  YOU were 65 or older, (born before 01/02/1946),  Blind,  SPOUSE was 65 or older, (born before 01/02/1946),  Blind  
If age 65 or older or blind, multiply the number of boxes checked by: \$1,400 if Single or Head of household; \$1,100 if Married filing jointly, Married filing separately or Qualifying widow(er)..... 5B. \_\_\_\_\_

C. Add lines 5A and 5B. Enter the total here and on RI 1040 or RI 1040NR, line 4..... 5C. \_\_\_\_\_

\*EARNED INCOME includes wages, salaries, tips, professional fees and other compensation received for personal services you performed. It also includes any amount received as a scholarship that you must include in your income. Generally, your earned income is the total of the amount(s) you reported on Federal Form 1040, lines 7, 12 and 18 minus line 27; Federal Form 1040A, line 7 or Federal Form 1040EZ, line 1.

## C. ITEMIZED DEDUCTION SCHEDULE

(If you claimed a modification on RI 1040 or RI 1040NR, line 2; you must recalculate your Federal Schedule A before you complete this schedule)

1. Add the amounts from Federal Form, Schedule A, lines 4, 9, 15, 19, 20, 27 and 28..... 1. \_\_\_\_\_

2. Add the amounts from Federal Form, Schedule A, lines 4, 14 and 20 plus any gambling and casualty or theft losses included on line 28..... 2. \_\_\_\_\_

3. Is the amount on line 2 less than the amount on line 1?  
 No. STOP HERE! Your deduction is not limited. Enter the amount from line 1 above on RI 1040 or RI 1040NR, line 4.  
 Yes. Subtract line 2 from line 1..... 3. \_\_\_\_\_

4. Multiply line 3 above by 80% (.80)..... 4. \_\_\_\_\_

5. Enter the amount from RI 1040 or RI 1040NR, line 3..... 5. \_\_\_\_\_

6. Enter \$167,100 (\$83,550 if Married filing separately)..... 6. \_\_\_\_\_

7. Is the amount on line 6 less than the amount on line 5?  
 No. STOP HERE! Your deduction is not limited. Enter the amount from line 1 above on RI 1040 or RI 1040NR, line 4.  
 Yes. Subtract line 6 from line 5..... 7. \_\_\_\_\_

8. Multiply line 7 by 3% (.03)..... 8. \_\_\_\_\_

9. Enter the SMALLER of line 4 or line 8..... 9. \_\_\_\_\_

10. Total itemized deductions Subtract line 9 from line 1 Enter the result here and on RI 1040 or RI 1040NR, line 4..... 10. \_\_\_\_\_

Name(s) shown on Form RI 1040, RI 1040NR and RI 1040S	Your Social Security Number
---	-----------------------------

Complete the Schedule below listing all of your and your spouse s (if applicable) W2s and 1099s showing Rhode Island Income Tax withheld. W2s or 1099s showing Rhode Island Income Tax withheld must still be attached to the front of your return. Failure to do so may delay the processing of your return. **ATTACH THIS SCHEDULE W TO YOUR RETURN**

	Column A	Column B	Column C	Column D	Column E
	Enter S if for Spouse	Enter X if form is a 1099	Employer s Name from Box C of your W2 or Payer s Name from your Form 1099	Employer s Federal ID # from Box B of your W2 or Payer s Federal ID # from Form 1099	Rhode Island Income Tax Withheld (SEE BELOW FOR BOX REFERENCES)
1.					
2.					
3.					
4.					
5.					
6.					
7.					
8.					
9.					
10.					
11.					
12.					
13.					
14.					
15.					
16.					
17.					
18.					
19.					
20.					

21. Total RI Income Tax Withheld Add lines 1 through 20, Column E. Enter total here and on RI 1040, line 18A, RI 1040NR, line 18A or RI 1040S, line 10A.....	
22. Total Number of W2s and 1099s showing Rhode Island Income Tax Withheld .....	

**INSTRUCTIONS FOR COMPLETING SCHEDULE W**

**Lines 1 - 20:**  
Please complete columns A, B, C, D and E for each W2 and 1099 showing Rhode Island withholding.

**Column A:** For each W2 or 1099 being entered, leave blank if the W2 or 1099 is for you. Enter an S if the W2 or 1099 belongs to your spouse.

**Column B:** For each W2 or 1099 being entered, leave blank if the information being entered is from a W2. Enter an X if the information being entered is from a 1099.

**Column C:** For each W2 or 1099 being entered, enter the name of the employer or payer.

**Column D:** For each W2, enter the Employer Identification Number from box b of the W2. For each 1099, enter the payer s Federal Identification Number.

**Column E:** For each W2 or 1099, enter the amount of Rhode Island withholding as shown on each form.  
 Form W2 box 17  
 Form W 2G box 14  
 Form 1099 G box 11  
 Form 1099 MISC box 16  
 Form 1099 R box 10  
 Form RI 1099 PT box 9

**Line 21:** Total Rhode Island Income Tax Withheld Add the amounts from Column E, lines 1 through 20. Enter the total here and on form RI 1040, line 18A, RI 1040NR, line 18A or RI 1040S, line 10A.

All W2s and 1099s must still be attached to your Rhode Island return in order to receive credit for your Rhode Island withholding tax amount.  
**ATTACH THIS FORM TO YOUR RHODE ISLAND RETURN.**

# RI WORKSHEETS

# 2010

**EXEMPTION WORKSHEET for RI 1040, line 6**

- Multiply \$3,650 by the total number of exemptions claimed in box on RI 1040, page 1, line 6..... 1. \_\_\_\_\_
- Is the amount on RI 1040, line 3 more than the amount shown on line 4 below?  
 Yes. Continue to line 3.  No. **STOP HERE!** Enter the amount from line 1 above on RI 1040, page 1, line 6.
- Enter the amount from RI 1040, page 1, line 3..... 3. \_\_\_\_\_
- If your filing status is... then enter on line 4
 

Single	\$167,100	}	..... 4. _____
Married filing jointly or Qualifying widow(er)	250,650		
Married filing separately	125,325		
Head of household	208,850		
- Subtract line 4 from line 3. If the result is more than \$122,500 (\$61,250 if married filing separately), STOP HERE. You CANNOT take a deduction for exemptions..... 5. \_\_\_\_\_
- Divide line 5 by \$2,500 (\$1,250 if Married filing separately). If the result is not a whole number, increase it to the next higher whole number (for example, increase 0.0004 to 1). 6. \_\_\_\_\_
- Multiply line 6 by 2% (.02) and enter the result as a decimal..... 7. \_\_\_\_\_
- Multiply line 1 by line 7..... 8. \_\_\_\_\_
- Deduction for exemption Subtract line 8 from line 1. Enter here and on RI 1040, page 1, line 6..... 9. \_\_\_\_\_

**INDIVIDUAL CONSUMER S USE/SALES TAX WORKSHEET for RI 1040, page 1, line 17**

KEEP FOR YOUR RECORDS YOU DO NOT NEED TO ATTACH THIS WORKSHEET TO YOUR RETURN.

- Schedule of purchases subject to the use/sales tax (if you need more space to list your purchases, attach a separate sheet).
 

A. _____	1A. _____
B. _____	1B. _____
- Total price of purchases subject to tax add lines 1A and 1B ..... 2. \_\_\_\_\_
- Rhode Island percentage ..... 3. 7%
- Amount of tax multiply line 2 by line 3 ..... 4. \_\_\_\_\_
- Credit for taxes paid in other states on the items listed on line 1..... 5. \_\_\_\_\_
- TOTAL AMOUNT DUE subtract line 5 from line 4 enter here and on the space provided on RI 1040, page 1, line 17.... 6. \_\_\_\_\_

**EXEMPTION WORKSHEET for RI 6251, line 2**

NOTE: If RI 6251, line 1 is equal to or more than \$299,100 if Single or Head of household; \$405,050 if Married filing jointly or Qualifying widow(er); or \$202,525 if Married filing separately; your exemption is zero. DO NOT complete this worksheet; instead, enter zero on RI 6251 line 2 and go to line 3.

- If your filing status is... then enter on line 1
 

Single or Head of household	\$41,850	}	..... 1. _____
Married filing jointly or Qualifying widow(er)	57,350		
Married filing separately	28,675		
- Enter your alternative minimum taxable income from RI 6251, part 1, line 1..... 2. \_\_\_\_\_
- If your filing status is... then enter on line 3
 

Single or Head of household	\$131,700	}	..... 3. _____
Married filing jointly or Qualifying widow(er)	175,650		
Married filing separately	87,825		
- Subtract line 3 from line 2 (if zero or less, enter zero)..... 4. \_\_\_\_\_
- Multiply line 4 by 25% (.25)..... 5. \_\_\_\_\_
- Subtract line 5 from line 1. (If zero or less, enter zero). (If this form is for a child under the age of 18, go to line 8. Otherwise, STOP HERE and enter this amount on RI 6251, part 1, line 2)..... 6. \_\_\_\_\_
- Child's minimum exemption amount..... 7. 6,400
- Enter the child's earned income from Federal AMT Exemption Worksheet, line 8..... 8. \_\_\_\_\_
- Add lines 7 and 8..... 9. \_\_\_\_\_
- Enter the SMALLER of line 6 or line 9 Enter here and on RI 6251, part 1, line 2..... 10. \_\_\_\_\_



# RI SCHEDULE I RI MODIFICATIONS TO FEDERAL AGI 2010

Name(s) shown on Form RI 1040 or RI 1040NR Your Social Security Number

**NOTE: You must attach documents supporting your modification. Otherwise, the processing of your return may be delayed.**

MODIFICATIONS INCREASING FEDERAL AGI	23. A. Income from obligations of any state or its political subdivisions, other than Rhode Island under RIGL 44 30 12(1) and RIGL 44 30 12(2) .....	23A. _____
	B. Rhode Island fiduciary adjustment as beneficiary of an estate or trust under RIGL 44 30 17 .....	23B. _____
	C. Recapture of Family Education Account modifications under RIGL 44 30 25(g) .....	23C. _____
	D. Bonus depreciation that has been taken for federal purposes that must be added back to Rhode Island income under RIGL 44 61 1 .....	23D. _____
	E. Section 179 depreciation that has been taken for federal purposes that must be added back to Rhode Island income under RIGL 44 61 1.1 .....	23E. _____
	F. Recapture of Tuition Saving Program modifications (section 529 accounts) under RIGL 44 30 12(4) .....	23F. _____
	G. Recapture of Historic Tax Credit or Motion Picture Production Tax Credit modifications decreasing Federal AGI previously claimed under RIGL 44 33.2 3(2) and RIGL 44 31.2 9 respectively .....	23G. _____
	H. Recapture of Scituate Medical Savings Account modifications under RIGL 44 30 25.1(d)(3)(i) .....	23H. _____
	I. Unemployment compensation received but not included in federal adjusted gross income under RIGL 44 30 12(b)(6) .....	23I. _____
	J. Deduction allowed for sales tax paid in 2010 on a qualified motor vehicle purchased in 2009 as defined by IRC section 164(a)(6) under RIGL 44 30 12(b)(7) .....	23J. _____
	K. Income from the discharge of business indebtedness deferred under the American Recovery and Reinvestment Act of 2009 under RIGL 44 66 1 .....	23K. _____
Total modifications INCREASING Federal AGI add lines 23A through 23K .....		23L. _____

MODIFICATIONS DECREASING FEDERAL AGI	24. A. Income from obligations of the US government included in Federal AGI but exempt from state income taxes .....	24A. _____
	B. Rhode Island fiduciary adjustment as beneficiary of an estate or trust under RIGL 44 30 17 .....	24B. _____
	C. Elective deduction for new research and development facilities under RIGL 44 32 1 .....	24C. _____
	D. Railroad Retirement benefits paid by the Railroad Retirement Board .....	24D. _____
	E. Qualifying investment in a certified venture capital partnership under RIGL 44 43 2 .....	24E. _____
	F. Family Education Accounts under RIGL 44 30 25 .....	24F. _____
	G. Tuition Saving Program contributions (section 529 accounts) under RIGL 44 30 12. Maximum modification shall not exceed \$500 (\$1,000 if filing a joint return) .....	24G. _____
	H. Exemptions from tax on profit or gain for writers, composers and artists under RIGL 44 30 1.1 .....	24H. _____
	I. Bonus depreciation that has already been taken on the Federal return that has not yet been subtracted from Rhode Island income under RIGL 44 61 1 .....	24I. _____
	J. Section 179 depreciation that has already been taken on the Federal return that has not yet been subtracted from Rhode Island income under RIGL 44 61 1.1 .....	24J. _____
	K. Modification for performance based compensation realized by an eligible employee under the Jobs Growth Act under RIGL 42 64.11 4 .....	24K. _____
	L. Modification for exclusion for qualifying option under RIGL 44 39.3 AND modification for exclusion for qualifying securities or investment under RIGL 44 43 8 .....	24L. _____
	M. Modification for Tax Incentives for employers under RIGL 44 55 4.1 .....	24M. _____
	N. Interest on indebtedness incurred or continued to purchase or carry obligations or securities the income of which is exempt from Rhode Island personal income tax, to the extent that such interest has been deducted in determining federal adjusted gross income under RIGL 44 30 12(c)(1) .....	24N. _____
	O. Historic Tax Credit income or Motion Picture Production Tax Credit income reported on Federal return that is tax exempt for RI purposes under RIGL 44 33.2 3(2) & 44 31.2 9(c) respectively .....	24O. _____
	P. Active duty military pay of Nonresidents stationed in Rhode Island and income for services performed in Rhode Island by the servicemember's spouse. This modification does NOT apply to RI residents .....	24P. _____
	Q. Scituate Medical Savings Account contributions that are taxable on the Federal Return but exempt from Rhode Island under RIGL 44 30 25.1(d)(3)(i) .....	24Q. _____
	R. Amounts of insurance benefits for dependents and domestic partners included in Federal AGI pursuant to chapter 12 of title 36 or other coverage plan under RIGL 44 30 12(c)(6) .....	24R. _____
	S. Modification for Organ Transplantation for specific unreimbursed expenses incurred by claimant under RIGL 44 30 12(c)(7). This modification applies to RHODE ISLAND RESIDENTS ONLY .....	24S. _____
T. Modification for Resident business owner in certified enterprise zone under RIGL 42 64.3 7. This modification applies to RHODE ISLAND RESIDENTS ONLY .....	24T. _____	
U. Income from the discharge of business indebtedness deferred under the American Recovery and Reinvestment Act of 2009 under RIGL 44 66 1 .....	24U. _____	
Total modifications DECREASING Federal AGI add lines 24A through 24U and enter as a negative amount .....		24V. ( _____ )

25. NET MODIFICATIONS TO FEDERAL AGI COMBINE lines 23L and 24V (Enter here and on RI 1040 or RI 1040NR, page 1, line 2) 25.

# RI SCHEDULE CR OTHER RI CREDITS 2010

Name(s) shown on Form RI 1040 or RI 1040NR

Your Social Security Number

NOTE: You must attach proper forms and documentation with this schedule or it will delay the processing of your return. For more details on each credit, please see page I 5 of the instructions. The instructions are also available on the the tax division s website: www.tax.ri.gov

- 1. RI 3468 INVESTMENT TAX CREDIT RIGL 44 31 ..... 1. \_\_\_\_\_
- 2. RI 2880 RESIDENTIAL RENEWABLE ENERGY SYSTEM TAX CREDIT RIGL 44 57 ..... 2. \_\_\_\_\_
- 3. RI 6324 ADULT EDUCATION TAX CREDIT RIGL 44 46 ..... 3. \_\_\_\_\_
- 4. RI SP01 TAX CREDIT FOR SURVIVING SPOUSE RIGL 44 30 26 ..... 4. \_\_\_\_\_
- 5. RI 2949 JOBS TRAINING TAX CREDIT RIGL 42 64.6 ..... 5. \_\_\_\_\_
- 6. RI 0715 HISTORIC HOMEOWNERSHIP ASSISTANCE ACT (FOR OWNERS OF HISTORIC RESIDENCES) 44 33.1 ..... 6. \_\_\_\_\_
- 7. RI 769P RESEARCH AND DEVELOPMENT FACILITIES PROPERTY CREDIT RIGL 44 32 2 ..... 7. \_\_\_\_\_
- 8. RI 769E RESEARCH AND DEVELOPMENT FACILITIES EXPENSES RIGL 44 32 3 (SEE INSTRUCTIONS) ..... 8. \_\_\_\_\_
- 9. RI 2441 ADULT AND CHILD DAY CARE ASSISTANCE AND DEVELOPMENT TAX CREDIT RIGL 44 47 ..... 9. \_\_\_\_\_
- 10. RI ZN02 ENTERPRISE ZONE WAGE CREDIT DISTRESSED AREAS ECONOMIC REVITALIZATION ACT RIGL 42 64.3 6 ..... 10. \_\_\_\_\_
- 11. RI 286B HISTORIC PRESERVATION INVESTMENT TAX CREDIT RIGL 44 33.2 ..... 11. \_\_\_\_\_
- 12. RI 8201 MOTION PICTURE PRODUCTION COMPANY TAX CREDIT RIGL 44 31.2 ..... 12. \_\_\_\_\_
- 13. RI 2276 TAX CREDIT FOR CONTRIBUTIONS TO SCHOLARSHIP ORGANIZATIONS RIGL 44 62 ..... 13. \_\_\_\_\_
- 14. RI 6336 FARM TO SCHOOL INCOME TAX CREDIT RIGL 44 30 27 ..... 14. \_\_\_\_\_
- 15. RI 4482 INCENTIVES FOR INNOVATION AND GROWTH RIGL 44 63 ..... 15. \_\_\_\_\_
- 16. RI 5883 JUVENILE VICTIM RESTITUTION PROGRAM CREDIT RIGL 14 1 32.1 ..... 16. \_\_\_\_\_
- 17. RI H20 HYDROELECTRIC DEVELOPMENT TAX CREDIT RIGL 44 30 22 ..... 17. \_\_\_\_\_
- 18. RI 7473 TAX CREDIT FOR ART RIGL 44 30 24 ..... 18. \_\_\_\_\_
- 19. RI 7424 TAX CREDIT TO TRUST BENEFICIARY RECEIVING ACCUMULATION DISTRIBUTION RIGL 44 30 19 ..... 19. \_\_\_\_\_
- 20. RI AFV1 ALTERNATIVE FUELED VEHICLE AND FILLING STATION TAX CREDIT (CARRY FORWARD ONLY) RIGL 44 39.2 ..... 20. \_\_\_\_\_
- 21. RI 3675 EMPLOYMENT TAX CREDIT RIGL 44 39.1 ..... 21. \_\_\_\_\_
- 22. RI 8227 CAPITAL INVESTMENT WAGE CREDIT RIGL 44 43 3 ..... 22. \_\_\_\_\_
- 23. TOTAL CREDITS Add lines 1 through 22 enter here and on RI 1040, page 1, line 11B or RI 1040NR, page 1, line 14 ..... 23.

# RHODE ISLAND ALTERNATIVE MINIMUM TAX

# 2010

Name(s) shown on Form RI 1040 or RI 1040NR

Your Social Security Number

## RI 6251 ALTERNATIVE MINIMUM TAX

1. Federal Alternative Minimum Taxable Income Federal Form 6251, line 28..... 1. \_\_\_\_\_
2. Exemption 

If your filing status is...	and line 1 is not over	then enter on line 2	}	..... 2.	_____
Single or Head of household	\$131,700	\$41,850			
Married filing jointly or Qualifying widow(er)	175,650	57,350			
Married filing separately	87,825	28,675			
- (If line 1 is OVER the amount shown above for your filing status, see the Exemption Worksheet for RI 6251 on the RI Worksheets page.)
3. Subtract line 2 from line 1..... 3. \_\_\_\_\_
4. If line 3 is less than \$175,000 (\$87,500 if Married filing separately), multiply line 3 by 6.5% (.065). Otherwise, multiply line 3 by 7% (.07) and subtract \$875 (\$438 if Married filing separately) from the result and enter the amount here ..... 4. \_\_\_\_\_
5. RI tax from RI 1040 or RI 1040NR, page 1, line 8A ..... 5. \_\_\_\_\_
6. RI ALTERNATIVE MINIMUM TAX subtract line 5 from line 4 (If zero or less, enter zero.) Enter here and on RI 1040 or RI 1040NR, page 1, line 9 ..... 6.



# RI 2210A

# RI UNDERPAYMENT OF ESTIMATED TAX BY INDIVIDUALS

# 2010

Name(s) shown on Form RI 1040 or RI 1040NR	Your Social Security Number
--	-----------------------------

## PART 1 REQUIRED ANNUAL PAYMENT

1. Enter your **2010** RI income tax from RI 1040, line 15 less lines 18D and 18E or RI 1040NR, line 15C less line 18D..... 1. \_\_\_\_\_
2. Enter 80% of the amount shown on line 1..... 2. \_\_\_\_\_
3. RI withheld taxes paid for **2010** from RI 1040, line 18A or RI 1040NR, lines 18A and 18C ..... 3. \_\_\_\_\_
4. Subtract line 3 from line 1 (if the result is \$250.00 or less do not complete the rest of this form)..... 4. \_\_\_\_\_
5. Enter your **2009** RI tax from RI 1040, line 15 less line 18D and 18E or RI 1040NR, line 15C less line 18E..... 5. \_\_\_\_\_
6. Enter the SMALLER of line 2 or line 5..... 6. \_\_\_\_\_

## PART 2 SHORTCUT METHOD

You can use this method if you meet the following conditions (Otherwise, you must complete RI 2210 to figure your underestimating interest):

- j You made no estimated payments OR all 4 estimated payments were equal and paid by the appropriate due dates;
- k AND you did not complete RI 2210, part 5 (Annualized Income Installment Worksheet).

7. Enter the amount from Part 1, line 6 above..... 7. \_\_\_\_\_
8. Enter the total withholding and estimated tax you paid from RI 1040, lines 18A and 18B or RI 1040NR, lines 18A, 18B and 18C. 8. \_\_\_\_\_
9. Underpayment subtract line 8 from line 7..... 9. \_\_\_\_\_
10. Multiply line 9 by 12.0205% (.120205)..... 10. \_\_\_\_\_
11. If the amount on line 9 was paid on or after 4/15/2011, then enter \$0  
If the amount on line 9 was paid before 4/15/2011, then make the following calculation:  
The amount on line 9 (times) the number of days paid before 4/15/2011 (times) .00033 and enter the result here..... 11. \_\_\_\_\_
12. UNDERESTIMATING INTEREST subtract line 11 from line 10 enter here and in the space provided on RI 1040 or RI 1040NR, line 19..... 12.

## INSTRUCTIONS

### PURPOSE OF THIS FORM

Individuals (except qualified farmers and fishermen) should use this form to determine if their income tax was sufficiently prepaid throughout the year by having RI tax withheld or by paying RI estimated tax; if not, an assessment may be imposed on the underpayment of the taxes. Complete Part 1 of this form to determine if the payment of the assessment may be avoided.

### WHO CAN FILE THIS FORM

You can use this form only if you meet the following conditions j You made no estimated payments OR all 4 estimated payments were equal and paid by the appropriate due dates AND k You are not completing the Annualization Income Worksheet on RI 2210. If you do not meet these conditions, you must file Form RI 2210. Form RI 2210 is available online www.tax.ri.gov or by calling our forms department at (401) 574 8970.

### FARMERS AND FISHERMEN

If you meet BOTH of the following tests, you may be exempt from the charge for underpayment of estimated tax: j Gross income from farming or fishing is at least 2/3 (two thirds) of your annual gross income AND k you filed form RI 1040 or RI 1040NR and paid the tax due on or before March 1, 2011. If you meet both of the tests, enter zero on Form 2210A, line 12. Also, enter zero for interest due and check the box on page 1, line 19 of your RI 1040 or RI 1040NR. If you do not meet these conditions, you must file Form RI 2210. Form RI 2210 is available online www.tax.ri.gov or by calling our forms department at (401) 574 8970.

## PART 1 REQUIRED ANNUAL PAYMENT

- Line 1 Enter your **2010** Rhode Island tax from RI 1040, line 15 less lines 18D and 18E or RI 1040NR, line 15C less line 18D.
- Line 2 Multiply line 1 by 80% (.80).
- Line 3 Enter the amount of **2010** Rhode Island income taxes withheld from RI 1040, line 18A or RI 1040NR, lines 18A and 18C.
- Line 4 Subtract line 3 from line 1. If the result is \$250.00 or less, you do not owe any underestimating interest and need not complete the rest of this form.
- Line 5 Enter your **2009** Rhode Island income tax from RI 1040, line 15 less lines 18D and 18E or RI 1040NR, line 15C less line 18E. If you had no federal tax liability for **2009** and you were a Rhode Island resident during all of **2009**, and your **2009** federal tax was (or would have been had you been required to file) for a full 12 months, then enter zero (0).
- Line 6 Enter the SMALLER of line 2 or line 5 (including zero). If line 6 is zero, you do not owe any underestimating interest and need not complete the rest of this form. However, you must attach this form to your Rhode Island return.

## PART 2 SHORTCUT METHOD

- Line 7 Enter the amount from part 1, line 6.
- Line 8 Enter the amount of estimated and withholding tax you paid for **2010** from RI 1040, lines 18A and 18B or RI 1040NR, lines 18A, 18B and 18C.
- Line 9 Subtract line 8 from line 7.
- Line 10 Multiply line 9 by 12.0205% (.120205).
- Line 11 If you paid the tax balance due before 4/15/2011, multiply the number of days paid before 4/15/2011 by the amount on line 9 by .00033 and enter the amount on line 11.
- Line 12 Subtract line 11 from line 10. Enter here and in the space provided on RI 1040 or RI 1040NR, line 19.



**RI 4868**

Rhode Island Application for Automatic Extension of Time To  
File a Rhode Island Individual Income Tax Return

**2010**

You can use Form RI 4868 to obtain an automatic 6 month extension of time to file your Rhode Island Resident or Nonresident Income Tax Return.

**GENERAL INSTRUCTIONS**

Use Form RI 4868 to apply for 6 more months to file a Rhode Island Individual Income Tax Return, Form RI 1040, RI 1040NR or RI 1040S.

**EXTENSION OF TIME**

The Rhode Island extension form need not be filed if you are not required to make payment with Rhode Island extension form.

If you must file a Rhode Island request for extension, you should:

1. Prepare the Rhode Island Extension Form RI 4868.
2. Clearly show the full amount properly estimated as Rhode Island income tax for the year 2010. If a proper estimate is not made, the extension request will not be considered valid.
3. File the extension with the Rhode Island Division of Taxation on or before April 15, 2011.
4. Pay the amount of Rhode Island tax due as calculated on Form RI 4868 on or before April 15, 2011.
5. Be sure to attach a copy of the Form RI 4868 to the front of the Rhode Island return when it is filed.
6. Retain the top portion of this form for your records. Detach and return the lower portion with your payment.

**ADDITIONAL INFORMATION**

The tax due on the return must be paid on or before April 15, 2011. The filing or granting of an extension of time to file does not extend the time for payment of tax due on the return.

**HOW TO PREPARE YOUR PAYMENT?**

Make your check or money order payable to the "R.I. Division of Taxation." Do not send cash. Make sure your name and address appear on your check or money order. Write "Form RI 4868", your daytime phone number and the your social security number on your check or money order.

**HOW TO SEND IN YOUR RI 4868**

Retain the top portion of this form for your records. Detach and return the lower portion with your payment. DO NOT staple or otherwise attach your payment and Form RI 4868 to each other. Instead, just put them loose in the envelope. Mail your payment and Form RI 4868 to the Rhode Island Division of Taxation, Dept#87, PO Box 9703, Providence, RI 02940 9703.

**PAYMENT BY CREDIT CARD**

OFFICIAL PAYMENTS CORP.



Contact the service provider listed on this page and follow their instructions. Enter on page 1 of Form RI 1040, RI 1040NR or RI 1040S, in the upper left corner, the confirmation number you were given at the end of the transaction and the amount of your tax payment (not including the convenience fee).

Telephone: 1 800 2PAY TAX (1 800 272 9829)  
Internet: www.officialpayments.com

Date Paid	Check Number	Amount
_____	_____	\$ _____

DETACH EXTENSION AT PERFORATION TO MAIL IN

**RI 4868**

STATE OF RHODE ISLAND Application for Extension of Time  
DIVISION OF TAXATION DEPT#87 PO BOX 9703 PROVIDENCE, RI 02940 9703

**2010**

APPLICATION FOR AUTOMATIC EXTENSION OF TIME TO FILE RHODE ISLAND INDIVIDUAL INCOME TAX RETURN

1. Name(s)		
Address		
City	State	Zip
2. Your Social Security Number		
Spouse's Social Security Number, if joint payment		

**RI 4868**

Enter tentative tax computation

- A. Tentative RI income tax \_\_\_\_\_
- B. Total tax withheld, payments & credits \_\_\_\_\_
- C. Balance Due (line A less line B) \_\_\_\_\_

3. ENTER AMOUNT ENCLOSED \$ \_\_\_\_\_ .00



# RI 1040V

# Rhode Island Return Payment Voucher

# 2010

### WHAT IS FORM RI 1040V AND DO YOU NEED TO USE IT?

It is a statement you send with your payment of any balance due on line 19 of your Form RI 1040, line 19 of your Form RI 1040NR or line 11 of your Form RI 1040S. Using Form RI 1040V allows us to process your payment more accurately and efficiently. We strongly encourage you to use Form RI 1040V, but there is no penalty if you do not do so.

### HOW TO FILL IN FORM RI 1040V

RI 1040V STATE OF RHODE ISLAND Payment Voucher 2010  
DIVISION OF TAXATION DEPT#85 PO BOX 9703 PROVIDENCE, RI 02940 9703

DO NOT STAPLE OR ATTACH THIS VOUCHER TO YOUR PAYMENT

1. NAME  
 ADDRESS  
 CITY, STATE & ZIP CODE

2. SOCIAL SECURITY NUMBER  
 SPOUSE'S SOCIAL SECURITY NUMBER

RI 1040V

4. ENTER AMOUNT ENCLOSED \$ 00 3.

Box 1. Enter your name(s) and address as shown on your return.

Box 2. Enter your social security number and your spouse's social security number (if making a joint payment) in the boxes provided.

Box 3. Enter the amount of the payment you are making. Also, enter below for your records.

Date Paid	Check Number	Amount
_____	_____	_____

### HOW TO PREPARE YOUR PAYMENT

Make your check or money order payable to the "R.I. Division of Taxation." Do not send cash. Make sure the name and address appears on the check or money order. Write "Form RI 1040V," daytime phone number and social security number on your check or money order.

### HOW TO SEND IN YOUR RETURN, PAYMENT, AND RI 1040V

Retain the top portion of this form for your records. Detach and return the lower portion with your payment. DO NOT staple or otherwise attach your payment or Form RI 1040V to your return or to each other. Instead, just put them loose in the envelope. Mail your tax return to the Rhode Island Division of Taxation, One Capitol Hill, Providence, RI 02908 5807. Mail your payment and Form RI 1040V to the Rhode Island Division of Taxation, Dept#85, PO Box 9703, Providence, RI 02940 9703.

### PAYMENT BY CREDIT CARD

OFFICIAL PAYMENTS CORP.



Contact the service provider listed on this page and follow their instructions. Enter on page 1 of Form RI 1040, RI 1040NR or RI 1040S, in the upper left corner, the confirmation number you were given at the end of the transaction and the amount of your tax payment (not including the convenience fee).

Telephone: 1 800 2PAY TAX (1 800 272 9829)

Internet: [www.officialpayments.com](http://www.officialpayments.com)

DETACH VOUCHER AT PERFORATION TO MAIL IN WITH YOUR PAYMENT

# RI 1040V

STATE OF RHODE ISLAND Payment Voucher  
DIVISION OF TAXATION DEPT#85 PO BOX 9703 PROVIDENCE, RI 02940 9703

# 2010

DO NOT STAPLE OR ATTACH THIS VOUCHER TO YOUR PAYMENT OR YOUR RETURN

1. Name(s)		
Address		
City	State	Zip
2. Your Social Security Number		
Spouse's Social Security Number, if joint payment		

# RI 1040V

3. ENTER AMOUNT ENCLOSED

\$ \_\_\_\_\_ .00





# RI 1040H RHODE ISLAND PROPERTY TAX RELIEF CLAIM

# 2010

First Name	Initial	Last Name	Your Social Security Number
Spouse's First Name	Initial	Last Name	Spouse's Social Security Number
Mailing Address			Daytime Telephone Number
City, Town or Post Office	State	Zip code	City or Town of Legal Residence
<small>If using a Post Office Box or if your Mailing Address is different from your Home Address, enter your Home Address here.</small>			

**PART 1 ANSWER THE FOLLOWING QUESTIONS TO DETERMINE IF YOU QUALIFY FOR PROPERTY TAX RELIEF**

A. Were you a legal resident of Rhode Island for all of 2010 .....	A. YES <input type="checkbox"/> NO <input type="checkbox"/>
B. Did you live in a household or rent a dwelling that was subject to property tax .....	B. YES <input type="checkbox"/> NO <input type="checkbox"/>
C. Are you current for property taxes or rent due on the homestead for all prior years .....	C. YES <input type="checkbox"/> NO <input type="checkbox"/>
D. Are you current on 2010 property taxes or rent and will pay any unpaid installments .....	D. YES <input type="checkbox"/> NO <input type="checkbox"/>
E. Was your household income \$30,000 or less (from part 2, line 8 below) .....	E. YES <input type="checkbox"/> NO <input type="checkbox"/>

IF YOU ANSWER NO TO ANY OF THESE QUESTIONS, YOU ARE NOT ELIGIBLE FOR THIS CREDIT. STOP HERE. DO NOT COMPLETE THIS FORM.

**PART 2 ENTER ALL INCOME RECEIVED BY YOU AND OTHER MEMBERS LIVING IN YOUR HOUSEHOLD**

1. Adjusted Gross Income from Federal Form 1040, line 37, 1040A, line 21 or 1040EZ, line 4 If no federal return is filed, complete page 2, part 6 and enter result on line 8 below .....	1.
2. Non taxable interest and dividends .....	2.
3. Capital gains not included in line 1 .....	3.
4. Social Security (including Medicare premiums) and Railroad Retirement Benefits not included in line 1 .....	4.
5. Worker's compensation and tax exempt pensions .....	5.
6. Cash public assistance payments (welfare, etc.) .....	6.
7. Other non taxable income specify: .....	7.
8. TOTAL 2010 HOUSEHOLD INCOME add lines 1 through 7 or enter amount from page 2, part 6, line 37 .....	8.

**PART 3 ADDITIONAL INFORMATION ATTACH A COPY OF YOUR 2010 SOCIAL SECURITY AWARD LETTER OR FORM 1099 TO 1040H FORM**

9A. Enter your date of birth .....	9A. <input type="text"/> / <input type="text"/> / <input type="text"/>	9B. Enter spouse's date of birth .....	9B. <input type="text"/> / <input type="text"/> / <input type="text"/>
9C. Were you or your spouse disabled and receiving Social Security Disability payments during 2010 .....	9C. YES <input type="checkbox"/> NO <input type="checkbox"/>		
9D. Indicate the number of persons in your household .....	9D. <input type="text"/>	9E. Enter the number of persons listed in 9D that are dependents under the age of 18 .....	9E. <input type="text"/>

**PART 4 TO BE COMPLETED BY HOMEOWNERS ONLY ATTACH A COPY OF YOUR 2010 PROPERTY TAX BILL TO 1040H FORM**

10. Enter the amount of property taxes you paid or will pay for 2010 .....	10.
11. Enter the amount from line 8 above .....	11. <input type="text"/>
12. Enter percentage from computation table on back page .....	12. <input type="text"/> %
13. Multiply amount on line 11 by percentage on line 12 .....	13.
14. Tentative credit line 10 minus line 13 (if line 13 is greater than line 10, then enter zero) .....	14.
15. PROPERTY TAX RELIEF (line 14 or \$300.00 whichever is LESS) enter here and on RI 1040S, line 10C or RI 1040, line 18C...	15.

**PART 5 TO BE COMPLETED BY RENTERS ONLY ATTACH A COPY OF YOUR 2010 LEASE OR RENT RECEIPT(S) TO 1040H FORM**

**REQUIRED INFORMATION**

Name	Address	Telephone Number
------	---------	------------------

Enter your LANDLORD'S name, address and telephone number:

16. Enter amount of rent you paid in 2010 .....	16.
17. Multiply the amount on line 16 by 20% .....	17.
18. Enter the amount from line 8 above .....	18. <input type="text"/>
19. Enter percentage from computation table on back page .....	19. <input type="text"/> %
20. Multiply amount on line 18 by percentage on line 19 .....	20.
21. Tentative credit line 17 minus line 20 (if line 20 is greater than line 17, then enter zero) .....	21.
22. PROPERTY TAX RELIEF (line 21 or \$300.00 whichever is LESS) enter here and on RI 1040S, line 10C or RI 1040, line 18C...	22.

Under penalties of perjury, I declare that I have examined this return, and to the best of my knowledge and belief, it is true, correct and complete. I also certify that the property taxes accrued and used for the purpose of the property tax relief credit have been or will be paid by me and there are no delinquent property taxes on my homestead.

Your Signature	Date	Spouse's Signature	Date
Paid preparer's signature and address		SSN, PTIN or EIN Telephone number ( )	

IF YOU DO NOT FILE A FEDERAL TAX RETURN, USE THE FOLLOWING WORKSHEET TO COMPUTE YOUR TOTAL HOUSEHOLD INCOME.

23. Social Security (including Medicare premiums) and Railroad Retirement benefits.....	23.	
24. Unemployment benefits, worker's compensation.....	24.	
25. Wages, salaries, tips, etc.....	25.	
26. Dividends and interest (taxable and nontaxable).....	26.	
27. Business and Farm income (net of expenses).....	27.	
28. Pension and annuity income (taxable and nontaxable).....	28.	
29. Rental income (net of expenses).....	29.	
30. Partnership, estate and trust income.....	30.	
31. Total gain on sale or exchange of property.....	31.	
32. Loss on sale or exchange of property (capital losses are limited to \$3,000.00).....	32.	
33. Cash public assistance (welfare, etc.).....	33.	
34. Alimony and support money.....	34.	
35. Nontaxable military compensation and cash benefits.....	35.	
36. Other taxable income, please specify: _____.....	36.	
37. TOTAL 2010 HOUSEHOLD INCOME add lines 23 through 36, enter here and on form RI 1040H, page 1, line 8.....	37.	

COMPUTATION TABLE INSTRUCTIONS

- Step 1 Read down the column titled household income until you find the income range that includes the amount shown on line 8.
- Step 2 Read across from the income range line determined in step 1 to find the percent of income allowed as a credit. Enter this percentage on line 12 or line 19, whichever applies.

Household income	Percentage of income allowable as credit	
	1 person	2 or more
Less than 6,001	3%	3%
6,001 9,000	4%	4%
9,001 12,000	5%	5%
12,001 15,000	6%	5%
15,001 30,000	6%	6%

GENERAL INSTRUCTIONS

If you are filing a Rhode Island income tax return and claiming a property tax relief credit, attach RI 1040H to your Rhode Island income tax return. Your property tax relief credit will decrease any income tax due or increase any income tax refund. If you are not required to file a Rhode Island income tax return, Form RI 1040H may be filed without attaching it to a Rhode Island income tax return.

WHO MAY QUALIFY

To qualify for the property tax relief credit you must meet all of the following conditions:

- a) You must have been a legal resident of Rhode Island for the entire calendar year 2010.
- b) Your household income must have been \$30,000.00 or less.
- c) You must have lived in a household or rented a dwelling that was subject to property taxes.
- d) You must be current on property tax due on your homestead for all prior years and on any current installments.

WHO MAY CLAIM CREDIT

If you meet all of the qualifications outlined above, you should complete Form RI 1040H to determine if you are entitled to a credit.

Only one person of a household may claim the credit.

The right to file a claim does not survive a person's death; therefore a claim filed on behalf of a deceased person cannot be allowed. If the claimant dies after having filed a timely claim, the amount thereof will be disbursed to another member of the household as determined by the Tax Administrator.

WHEN AND WHERE TO FILE

Your property tax relief claim should be filed as soon as possible after December 31, 2010. However, no claim for the year 2010 will be allowed unless such claim is filed by April 15, 2011. However, an extension for filing may be allowed at the Tax Administrator's discretion for sickness, absence or other disability. Mail your property tax relief claim to the Rhode Island Division of Taxation One Capitol Hill Providence, RI 02908 5806.

IMPORTANT DEFINITIONS

**What is meant by "homestead"** The term "homestead" means your Rhode Island dwelling, whether owned or rented, and so much of the land around it as is reasonably necessary for the use of the dwelling as a home, but not exceeding one acre. It may consist of a part of a multi dwelling, a multi purpose building or another shelter in which people live. It may be an apartment, a houseboat, a mobile home or a farm.

**What is meant by a "household"** The term "household" means one or more persons occupying a dwelling unit and living as a single nonprofit house keeping unit. Household does not mean bona fide lessees, tenants or roomers and borders on contract.

**What is meant by a dependent** The term dependent means any person living in the household who is under the age of 18 who can be claimed by someone else on their tax return.

**What is meant by "household income"** The term "household income" means all income received both taxable and nontaxable by all persons of a household in a calendar year while members of the household.

**What is meant by "rent paid for occupancy only"** The term "rent paid for occupancy only" means the gross rent paid only for the right of occupying your homestead. If you rented furnished quarters, or if utilities were furnished, such as heat, electricity, etc., then you must reduce the amount of gross rent by the reasonable rental value (not cost) of the furniture and the reasonable value of such utilities as were furnished.

LIMITATIONS ON CREDIT

Under the provisions of Section 44 33 16, a claim for relief shall exclude all taxes or rent paid with public assistance funds. The maximum amount of credit allowable under Chapter 44 33, Property Tax Relief Act, for calendar year 2010 is \$300.00. In event that more than one person owns the residence, the taxes will be divided by the owner's share.

RENTED LAND

If you live on land that is rented and your home or trailer is subject to property tax. Multiply the amount of rent you paid in 2010 by 20% and add the amount to the property tax paid. Then enter the total on RI 1040H, line 10.

Example:

Rent (3,600 X 20%).....	720.00
Property Tax.....	+ 2,000.00
Amount to be entered on line 10...	2,720.00



# 2010 INSTRUCTIONS FOR FILING RI 1040

## GENERAL INSTRUCTIONS

This booklet contains returns and instructions for filing the 2010 Rhode Island Resident Individual Income Tax Return. Read the instructions in this booklet carefully. For your convenience we have provided line by line instructions which will aid you in completing your return. Please print or type so that it will be legible. Check the accuracy of your name(s), address and social security number(s).

Most resident taxpayers will only need to complete the first two pages of Form RI 1040. Those taxpayers claiming modifications to federal adjusted gross income must complete RI Schedule I on page 7. Taxpayers claiming a credit for income taxes paid to another state must complete RI Schedule III on page 2.

Nonresidents and part year residents will file their Rhode Island Individual Income Tax Returns on Form RI 1040NR.

Complete your 2010 Federal Income Tax Return first.

It is the basis for preparing your Rhode Island income tax return. In general, the Rhode Island income tax is based on your federal taxable income.

Accuracy and attention to detail in completing the return in accordance with these instructions will facilitate the processing of your tax return. You may find the following points helpful in preparing your Rhode Island Income Tax Return.

### WHO MUST FILE A RETURN

**RESIDENT INDIVIDUALS** Every resident individual of Rhode Island required to file a federal income tax return must file a Rhode Island individual income tax return (RI 1040 or RI 1040S).

A resident individual who is not required to file a federal income tax return may be required to file a Rhode Island income tax return if his/her income for the taxable year is in excess of the sum of his/her federal personal exemptions.

**Resident** means an individual who is domiciled in the State of Rhode Island or an individual who maintains a permanent place of abode in Rhode Island and spends more than 183 days of the year in Rhode Island.

For purposes of the above definition, domicile is found to be a place an individual regards as his or her permanent home the place to which he or she intends to return after a period of absence. A domicile, once established, continues until a new fixed and permanent home is acquired. No change of domicile results from moving to a new location if the intention is to remain only for a limited time, even if it is for a relatively long duration. For a married couple, normally both individuals have the same domicile.

Any person asserting a change in domicile must show:

- (1) an intent to abandon the former domicile,
- (2) an intent to acquire a new domicile and
- (3) actual physical presence in a new domicile.

### JOINT AND SEPARATE RETURNS

**JOINT RETURNS:** Generally, if a husband and wife file a joint federal income tax return, they also must file a joint Rhode Island income tax return. However, if either the husband or the wife is a resident and the other is a non resident, they must file separate returns, unless they elect to file a joint return as if both were residents of Rhode Island. If the resident spouse files separately in RI and a joint

federal return is filed for both spouses, the resident spouse must compute income, exemptions and tax as if a separate federal return had been filed.

If neither spouse is required to file a federal income tax return and either or both are required to file a Rhode Island income tax return, they may elect to file a joint Rhode Island income tax return.

Individuals filing joint Rhode Island income tax returns are both equally liable to pay the tax. They incur what is known as joint and several liability for Rhode Island income tax.

**SEPARATE RETURNS:** Individuals filing separate federal income tax returns must file separate Rhode Island income tax returns.

### UNEMPLOYMENT COMPENSATION

Individuals receiving unemployment compensation must include as a modification increasing Federal AGI, the amount of unemployment compensation not reported on Federal Form 1040, line 19.

### SALES TAX PAID IN 2010 ON QUALIFIED MOTOR VEHICLE PURCHASE IN 2009

Individuals who itemized deductions and included the sales tax paid in 2010 on the purchase of a qualified motor vehicle during 2009 must include as a modification increasing Federal AGI, the amount of sales tax included on Federal Schedule A, Itemized Deductions.

### MILITARY PERSONNEL

Under the provisions of the Soldiers and Sailors Civil Relief Act, the service pay of members of the armed forces can only be subject to income tax by the state of which they are legal residents. Place of legal residence at the time of entry into the service is normally presumed to be the legal state of residence and remains so until legal residence in another state is established and service records are changed accordingly. The Rhode Island income tax is imposed on all the federal taxable income of a resident who is a member of the armed forces, regardless of where such income is received.

Military pay received by a nonresident service person stationed in Rhode Island is not subject to Rhode Island income tax. This does not apply to other income derived from Rhode Island sources, e.g., if the service person holds a separate job, not connected with his or her military service, income received from that job is subject to Rhode Island income tax.

In addition, under the provisions of the Military Spouses Residency Relief Act, income for services performed by the servicemember's spouse can only be subject to income tax by the state of his/her legal residency if the servicemember's spouse meets certain conditions.

Income for services performed by the servicemember's spouse in Rhode Island would be exempt from Rhode Island income tax if the servicemember's spouse moved to Rhode Island solely to be with the servicemember complying with military orders sending the servicemember to Rhode Island. The servicemember and the servicemember's spouse must also share the same non Rhode Island domicile.

However, other income derived from Rhode Island sources such as business income, ownership or disposition of any interest in real or tangible personal property and gambling winnings are still subject to Rhode Island income tax.

Internal Revenue Code provisions governing armed forces pay while serving in a combat zone or in an area under conditions that qualify for Hostile Fire Pay are applicable for Rhode Island purposes.

### DECEASED TAXPAYERS

If the taxpayer died before filing a return for 2010, the taxpayer's spouse or personal representative must file and sign a return for the person who died if the deceased was required to file a return. A personal representative can be an executor, administrator or anyone who is in charge of the taxpayer's property.

The person who files the return should write deceased after the deceased's name and show the date of death in the name and address space on the return.

If you are claiming a refund as a surviving spouse filing a joint return with the deceased, no other form is needed to have the refund issued to you. However, all other filers requesting a refund due the deceased, must file Form RI 1310, Statement of Person Claiming Refund Due a Deceased Taxpayer, to claim the refund.

If you are filing a RI 1040H, the right to file a claim does not survive a person's death. Therefore, a claim filed on behalf of a deceased person cannot be allowed. If the claimant dies after having filed a timely claim, the amount thereof will be disbursed to another member of the household as determined by the Tax Administrator.

### WHERE AND WHEN TO FILE

Emancipation Day, a Washington DC holiday, falls on April 15, 2011. Therefore, Rhode Island income tax returns will be considered timely filed if post marked by April 18, 2011.

If you are claiming a refund, mail your return to:  
Rhode Island Division of Taxation  
One Capitol Hill  
Providence, RI 02908 5806

If you are making a payment, mail your return and payment to:  
Rhode Island Division of Taxation  
One Capitol Hill  
Providence, RI 02908 5807

### EXTENSION OF TIME

Any extension of time granted for filing an individual income tax return shall not operate to extend the time for the payment of any tax due on such return.

#### In General

(1) An individual who is required to file a Rhode Island income tax return shall be allowed an automatic six month extension of time to file such return.

(2) An application must be prepared in duplicate on form RI 4868.

(3) The original of the application must be filed on or before the date prescribed for the filing of the return of the individual with the Rhode Island Division of Taxation.

(4) Such application for extension must show the full amount properly estimated as tax for such taxpayer for such taxable year, and such application must be accompanied by the full remittance of the amount properly estimated as tax which is unpaid as of the date



**NOTE:** If no payment is required to be made with your Rhode Island extension form and you are filing a federal extension form for the same period of time, then **you do not need to submit the Rhode Island form**. Attach a copy of the Federal Form 4868 or the electronic acknowledgement you receive from the IRS to your Rhode Island individual income tax return at the time it is submitted.

#### WHERE TO GET FORMS

As far as practical, tax forms and instructions are mailed directly to taxpayers. Additional forms may be obtained from:

The website <http://www.tax.ri.gov>  
The Division of Taxation (401) 574 8970

#### MISSING OR INCORRECT FORM W 2

This form is given to you by your employer showing the amount of income tax withheld on your behalf by your employer. A copy of it must accompany your Rhode Island income tax return if you are to receive credit for such withheld tax. Only your employer can issue or correct this form. If you have not received a Form W 2 from your employer by February 15, 2011 or if the form which you have received is incorrect, contact your employer as soon as possible.

#### ROUNDING OFF TO WHOLE DOLLARS

The money items on your return and schedules may be shown in whole dollars. This means that you may eliminate any amount less than 50 cents and increase any amount from 50 cents to 99 cents to the next higher dollar.

#### CHANGES IN YOUR FEDERAL TAXABLE INCOME OR FEDERAL TAX LIABILITY

You must report to the Rhode Island Division of Taxation any change or correction in federal taxable income or federal tax liability as reported on your federal income tax return, whether resulting from the filing of an amended federal return or otherwise. Such report must be made within 90 days after filing an amended federal return or final determination of such change by the Internal Revenue Service. Use Form RI 1040X to report any changes.

#### RHODE ISLAND LOTTERY PRIZES

Winnings and prizes received from the Rhode Island Lottery are taxable under the Rhode Island personal income tax law and are includable in the income of both residents and nonresidents alike.

#### ESTIMATED INCOME TAX PAYMENTS

If a taxpayer can reasonably expect to owe more than \$250 after allowing for withholding tax and/or credits, he or she must make estimated tax payments. Estimated tax payments are made on Form RI 1040ES that has instructions for computing the estimated tax and making payments.

#### PAYMENTS OR REFUNDS

Any PAYMENT of tax liability shown on your return to be due the State of Rhode Island must be paid in full with your return. Complete and submit Form RI 1040V with your payment.

Make check or money order payable to the Rhode Island Division of Taxation and send them with your return to:

Rhode Island Division of Taxation  
One Capitol Hill  
Providence, RI 02908 [5807](http://www.tax.ri.gov)

An amount due of less than one dollar (\$1) need not be paid.

A REFUND will be made if an overpayment of income tax is shown on your return, unless you indicate on your return that such overpayment is to be credited to your estimated tax liability for 2011. No other application for refund is necessary. Please note that no refund can be made unless your return is properly signed.

If you have an overpayment to be refunded, mail your return to:

Rhode Island Division of Taxation  
One Capitol Hill  
Providence, RI 02908 [5806](http://www.tax.ri.gov)

Refunds of less than \$1.00 will not be paid unless specifically requested.

#### SIGNATURE

You must sign your Rhode Island income tax return and both husband and wife must sign their joint return. An unsigned return cannot be processed.

Any paid preparer who prepares a taxpayer's return must also sign as preparer. If a firm or corporation prepares the return, it should be signed in the name of the firm or corporation.

If you wish to allow the Tax Division to contact your paid preparer should questions arise about your return, check the appropriate box above the preparer's name.

Don't need forms mailed to you next year?  
Taxpayers who pay someone else to prepare their returns probably do not need a booklet mailed to them each year. If you do not need a booklet mailed to you next year, check the box below the signature line. Telling us that you do not need a booklet next year will help us to reduce printing and mailing costs.

#### NET OPERATING LOSS DEDUCTIONS

The Rhode Island Personal Income Tax law relating to Net Operating Loss deduction (NOL) has been amended by enactment of RIGL 44 30 2.8 and RIGL 44 30 87.1.

Under the provisions of RIGL 44 30 2.8, the five (5) year carry back provision for years ending in 2001 and 2002 provided by the Job Creation and Worker Assistance Act of 2002 (P.L.107 147) for federal tax purposes shall not be allowed for Rhode Island tax purposes.

If a taxpayer has already filed a return claiming a five (5) year carry back, he/she must file a Rhode Island amended return on form RI 1040X.

Under the provisions of RIGL 44 30 87.1, for losses incurred for taxable years beginning on or after January 1, 2002, an NOL deduction may not be carried back for Rhode Island personal income tax purposes, but will only be allowed as a carry forward for the number of succeeding years as provided in IRS 172. A carry forward can only be used on the Rhode Island return to the extent that the carry forward is used on the federal return.

Should you have any questions regarding this matter, please call the Personal Income Tax Section at (401) 574 8829, option #3.

#### BONUS DEPRECIATION

A bill passed disallowing the new federal bonus depreciation for Rhode Island tax purposes. When filing a Rhode Island tax return any bonus depreciation taken for federal purposes must be added back to income as a modification on RI Schedule I, line 23D for Rhode Island purposes. In subsequent years, when federal depreciation is less than what previously would have been allowed, the difference may be deducted from income as a modification on RI Schedule I, line 24I for Rhode Island purposes.

A separate schedule of depreciation must be

kept for Rhode Island purposes. The gain or loss on the sale or other disposition of the asset is to be determined, for Rhode Island purposes, using the Rhode Island depreciation schedule.

**EXAMPLE:** A company bought equipment after September 11, 2001 that cost \$10,000 and had a 10 year life and qualified for 30% bonus depreciation. Depreciation for federal purposes in the first year was \$3,700 (30% X \$10,000) + (10% x 7,000). Normal depreciation in the first year would have been \$1,000. The Company should add back on RI Schedule I, line 23D the amount of \$2,700 (\$3,700 \$1,000). In subsequent years the company should deduct \$300 (\$1000 \$700) each year while depreciation lasts. The deduction should be on RI Schedule I, line 24I.

If a taxpayer has already filed a return, a form RI 1040X should be filed. Questions on this procedure should be addressed by calling the Personal Income Tax Section at (401) 574 8829, option #3.

#### SECTION 179 DEPRECIATION

Rhode Island passed a bill disallowing the increase in the Section 179 depreciation under the Jobs & Growth Tax Relief Reconciliation Act of 2003. Section 179 depreciation will remain limited to \$25,000 for Rhode Island income tax purposes. When filing your Rhode Island tax return any additional Section 179 depreciation taken must be added back to federal adjusted gross income as a modification on RI Schedule I, line 23E. In subsequent years, when federal depreciation is less than what previously would have been allowed, the difference may be deducted from federal adjusted income as a modification RI 1040, schedule I, line 24J.

A separate schedule of depreciation must be kept for Rhode Island purposes. The gain or loss on the sale or other disposition of the asset is to be determined, for Rhode Island purposes, using the Rhode Island depreciation schedule.

#### FAMILY EDUCATION ACCOUNTS

(Tuition Savings Program Section 529)

A modification decreasing federal adjusted gross income may be claimed for contributions made to a Rhode Island "qualified tuition program" under section 529 of the Internal Revenue Code, 26 U.S.C. 529. The maximum modification shall not exceed \$500, \$1,000 if a joint return, regard less of the number of accounts. Taxpayers should claim the modification on Schedule I, line 24F.

If the funds are rolled over to a Tuition Savings Plan of another state or are an unqualified withdrawal, recapture is required.

Taxpayers may also take a modification decreasing federal adjusted gross income in the amount of any qualified withdrawal or distribution from the Tuition Saving Program which is included in federal adjusted gross income. Taxpayers should claim the modification on Schedule I, line 24F.

#### RHODE ISLAND TAX CREDITS

Rhode Island law provides special Rhode Island tax credits which may be applied against the Rhode Island income tax. Before claiming any credits, taxpayers should refer to the Rhode Island law and/or regulations for specific requirements for each credit such as carry over provisions and the order in which the credits must be used. Taxpayers claiming credits must attach RI schedule CR and the proper form(s) and other documentation to the return; failure to do so will result in disallowance of the credit. A list of credits is available on RI Schedule CR.



**INTEREST**

Any tax not paid when due, including failure to pay adequate estimated tax, is subject to interest at the rates of 18% (.1800) per annum.

Interest on refunds of tax overpayments will be paid if the refund is not paid within 90 days of the due date or the date the completed return was filed, whichever is later. The interest rate for tax overpayments is 3.25% (.0325) per annum.

**PENALTIES**

The law provides for penalties in the following circumstances:

Failure to file an income tax return by the due date. A late filing penalty will be assessed at 5% (0.0500) per month on the unpaid tax for each

month or part of a month the return is late. The maximum late filing penalty is 25% (0.2500).

Failure to pay any tax due by the due date. A late payment penalty will be assessed at 1/2% (0.0050) per month on the unpaid tax for each month or part of a month the tax remains unpaid. The maximum late payment penalty is 25% (0.2500).

Preparing or filing a fraudulent income tax return.

**USE OF FEDERAL INCOME TAX INFORMATION**

All amounts reported from the Federal Forms 1040, 1040A, 1040EZ, 1040NR and 1040NR EZ as well as those reported on Form RI 1040 are subject to verification and audit by the Rhode Island Division of Taxation.

The Rhode Island Division of Taxation and the Internal Revenue Service exchange income tax information to verify the accuracy of the information reported on Federal and Rhode Island income tax returns.

**OTHER QUESTIONS**

Obviously the foregoing general instructions and the specific instructions for completing the return form(s) which follow will not answer all questions that may arise. If you have any doubt regarding completion of your return, further assistance may be obtained at the Division of Taxation, One Capitol Hill, Providence RI 02908 5801 or by calling Taxpayer Assistance at (401) 574 8829 and selecting option #3.

**SPECIFIC LINE INSTRUCTIONS**

**NAME AND ADDRESS**

If the name or address shown on the return is incorrect, print or type any necessary correction on the return. If you did not receive the booklet and pre addressed return, please complete the identification portion of the return, including the city or town of legal residence.

Form RI 1040 and is discussed further in these instructions.

**Line 3 Modified Federal Adjusted Gross Income.** Determine your modified federal adjusted gross income by combining the amount on line 1 with the amount on line 2.

**ELECTORAL SYSTEM CONTRIBUTION**

You may designate a contribution of five dollars (\$5) or ten dollars (\$10) if married and filing a joint return, to the account for the public financing of the electoral system. The first two dollars (\$2) or four dollars (\$4) if married and filing a joint return, up to a total of two hundred thousand dollars (\$200,000) collectively for all parties and the nonpartisan account, shall be allocated only to political parties which at the preceding general election, nominated a candidate for governor and such candidate polled at least 5 percent of the entire vote cast in the state for governor. The remaining funds shall be allocated for the public financing of campaigns for governor.

An electoral system contribution will NOT increase your tax due or reduce your refund.

**Line 4 Deductions:** Enter your Rhode Island standard deduction or amount from Federal Schedule A, line 29, whichever is greater.

Single	\$5,700
Married Joint	\$9,550
Qualifying Widow(er)	\$9,550
Married Separate	\$4,750
Head of Household	\$8,400

If you or your spouse were age 65 or older (born BEFORE 01/02/1946) or blind at the end of 2010, see the RI Standard Deduction Schedule A on page 4 to determine the amount of your standard deduction. If you use the Schedule to determine the amount of your standard deduction, check the box to the left of line 4 and attach the Standard Deduction Schedule to your RI 1040.

If someone else can claim you on their return, you must complete the RI Standard Deduction Schedule B to determine the amount of your standard deduction. If you use the Schedule to determine the amount of your standard deduction, check the box to the left of line 4 and attach the Standard Deduction Schedule to your RI 1040.

**NOTE:** If you itemize your deductions and line 3 is more than \$167,100 (\$83,550 if married filing separate), you need to recalculate your itemized deductions based on your modified federal adjusted gross income. Complete the RI Itemized Deduction Schedule on page 4. If you use the Schedule to determine the amount of your standard deduction, you must attach the schedule to your RI 1040.

**NOTE:** If you are filing married filing joint or married filing separate, you may itemize your deductions on your RI return even if you do not itemize on your federal return. Calculate your itemized deductions on your Federal Schedule A. Compare the amount to your RI standard deduction and enter the larger amount.

**NOTE:** If using your Itemized Deduction amount from your Federal Schedule A AND that amount includes a deduction for sales tax paid on a new qualified motor vehicle purchase (Federal Schedule A, line 7), you must add back this amount on Schedule I, line 23J of your Rhode Island return.

**Line 5** Subtract line 4 from line 3.

**Number of Exemptions:** Enter the number of exemptions from Federal Form 1040, line 6d or 1040A, line 6d in the box on line 6. If you are filing a Federal 1040EZ, enter the amount from the chart below in the box on line 6.


Amount on Federal 1040EZ, line 5	Enter in box on RI 1040, line 6
Less than 5,700	0
5,700	0
9,350	1
11,400	0
15,050	1
18,700	2

**Line 6 Exemption Amount:** Multiply the number of exemptions in the box by \$3,650. However, if line 3 is more than \$125,325 see the Exemption Worksheet on RI Worksheet page (page 6 of this booklet) to compute your exemption amount.

**Line 7 Rhode Island Taxable Income:** Subtract line 6 from line 5.

**Line 8A Rhode Island Income Tax:** Enter the RI income tax from the RI Tax Table or Computation Worksheet, RI Schedule J or RI 8615. Check the box to indicate the method used to calculate the RI income tax. Check only one box.

**Line 8B Other RI Taxes:** Enter the amount from RI Schedule OT, page 3, line 14. Use this line to report any tax from lump sum distributions, parents election to report child's interest and dividends, recapture of federal tax credits and miscellaneous federal taxes.

 **RI 8615 is only for children under 18 with investment income.** Full time students at least age 18, but under age 24 must complete a Federal Form 1040 without using Federal Form 8615.

**Line 9 Rhode Island Alternative Minimum Tax:** If you are reporting an alternative minimum tax on your federal income tax return, you must complete Form RI 6251 and enter the amount from RI 6251, line 6 on Form RI 1040, page 1, line 9. Attach a copy of Form RI 6251 to your RI 1040.

**NOTE:** If you have claimed modifications to federal adjusted gross income on page 1, line 2, you must recalculate Federal Form 6251, Alternative Minimum Tax, based on your modified federal adjusted gross income. If you did not report a federal alternative minimum tax, but a federal alternative minimum tax would be required based on your



modified federal adjusted gross income, you must calculate a federal alternative minimum tax based on your modified federal adjusted gross income for Rhode Island purposes and complete RI 6251.

Line 10 Total Rhode Island Income Tax: Add lines 8A, 8B and 9.

Line 11A Rhode Island Percentage of Allowable Federal Credits: Enter the amount of allowable federal credits from page 2, schedule II, line 34.

Line 11B Other Rhode Island Credits: Enter amount of Other Rhode Island credits from page 8, RI Schedule CR, line 23. Attach RI Schedule CR and a copy of the appropriate credit form, certificate and all necessary documentation to your RI 1040.

NOTE: Some credits require the original certificate be attached to the return. Failure to do so will result in the disallowance of the credit until the original can be provided.

Line 11C Credit for Taxes Paid to Other States: Enter amount of credit for taxes paid to other states from page 2, schedule III, line 41. If credit is claimed for taxes paid to more than one state, make a separate calculation of each state on Form RI 1040MU. This form can be found on our web site, www.tax.ri.gov or by contacting the RI Division of Taxation at (401) 574 8970.

NOTE: You must attach a signed copy of each state return for which you are claiming credit. Failure to attach copies could result in the credit being disallowed.

Line 12 Total Rhode Island Credits: Add lines 11A, 11B and 11C.

Line 13 Rhode Island Tax after Credits: Subtract line 12 from line 10 (If zero or less, enter zero).

Line 14 Alternative Flat Tax: Enter the amount of Rhode Island Alternative Flat Tax from page 3, RI Schedule FT, line 26.

Line 15 Rhode Island Tax: Enter the SMALLER of your RI tax on line 13 or your RI Alternative Flat Tax on line 14. If your tax is calculated using the Alternative Flat Tax method on Schedule FT, you must check the box on line 15.

Line 16 Rhode Island Checkoff Contributions: Enter the amount of checkoff contributions from page 3, schedule IV, line 8. A list of the check off contributions are contained later in these instructions. These checkoff contributions will increase your tax due or reduce your refund.

Line 17 Total Rhode Island Tax and Checkoff Contributions: Add lines 15, 16 and any Use/Sales Tax from line 6 of the Use/Sales Tax worksheet on page 6 of this booklet. Also, enter the amount of Use/Sales tax in the space provided on line 17.

WHAT IS A USE TAX? A Use Tax is a tax on the use of tangible personal property in a state where the property has not been subject to the sales tax. Rhode Island Use Tax applies when merchandise purchased outside of Rhode Island is brought into Rhode Island. Sales and use taxes are complementary taxes and are assessed at the same rate. In Rhode Island the sales and use tax rate is 7%. The Rhode Island Use Tax is most often due when merchandise subject to the sales tax in Rhode Island is purchased from an out of state vendor

who did not collect the Rhode Island tax and the property is subsequently used in this state. Common examples of transactions from which use tax liability may arise are mail order catalog sales, toll free 800 purchases and purchases made over the internet.

WHAT IS TAXABLE? The same items that are subject to the Rhode Island Sales Tax are subject to the use tax. Some typical examples of taxable items are jewelry, computers and electronic equipment. Clothing and footwear are not taxable.

HOW DO I FILE AND PAY? To report use tax, please complete the Rhode Island Individual Consumer s Use/Sales Tax worksheet on page 6.

Line 18A Rhode Island Income Tax Withheld: Enter total amount of Rhode Island 2010 income tax withheld from Schedule W, line 21. (Attach state copy of all forms W 2, 1099s, etc. to the front of the return) Credit for Rhode Island income tax withheld will be allowed only for those amounts supported by attached W 2s, 1099s, etc.


NOTE: You can not claim Rhode Island Temporary Disability Insurance payments (RI TDI or SDI) as income tax withheld. These amounts are non refundable on RI 1040.

Line 18B 2010 Estimated Payments and Amount Applied from 2009 Return: Enter the amount of estimated payments paid on 2010 Form RI 1040ES and the amount applied from your 2009 return.

Line 18C Property Tax Relief Credit: Enter the amount of allowable property tax relief credit from Form RI 1040H line 15 or 22, whichever is applicable. If you are filing a Rhode Island Form RI 1040, attach a copy of form RI 1040H to the front of your RI 1040. However, if you are not required to file a form RI 1040, you may file a Form RI 1040H separately to claim your property tax relief credit. Property tax relief claims must be filed no later than April 15, 2011.

Line 18D RI Earned Income Credit: Enter amount from RI Schedule EIC, page 2, line 50. If you are claiming a RI earned income credit you must attach RI Schedule EIC to your RI 1040.

Line 18E RI Residential Lead Paint Credit: Enter the amount from RI 6238, line 7. Rhode Island Residential Lead Paint Credit must be filed no later than April 15, 2011. You must attach a copy of Form RI 6238 to your RI 1040. However, if you are not required to file a Form RI 1040 or if you are filing an extension for your RI 1040, you may file Form RI 6238 separately to claim your RI Residential Lead Paint Credit.

 If you calculated your RI tax using the Alternative Flat Tax method, you can not claim the Residential Lead Paint Credit.

Line 18F Other Payments: Enter any other payments and any advance payments made with your application for an automatic extension of time to file (Form RI 4868). Attach a copy of Form RI 4868 to your return and check the box on RI 1040, page 1 to the right of line 18.

Any pass through withholding from form RI 1099 PT must be entered on Schedule W and Form RI 1099 PT must be attached to your return.

Line 18G Total Payments and Credits: Add lines 18A, 18B, 18C, 18D, 18E and 18F.

Line 19 Balance Due: If the amount on line 17 is greater than the amount of line 18G, SUBTRACT line 18G from line 17 and enter the balance due on line 19. This is the amount you owe. This amount is payable in full with your return. Complete Form RI 1040V. Send payment and Form RI 1040V with your return. An amount due of less than one dollar (\$1) need not be paid.

If you owe underestimating interest, complete Form RI 2210 or Form RI 2210A. Indicate the amount of interest due from RI 2210, line 12 or line 22 or form RI 2210A, line 12 in the space provided on line 19. Add the interest to the amount due, enter the total on line 19 and include the total amount due with your return.

Line 20 Overpayment: If the amount on line 18G is greater than the amount on line 17 then SUBTRACT line 17 from line 18G and enter the overpayment on line 20.

Line 21 Refund: Enter the amount of the overpayment on line 20 that is to be refunded. Refunds of less than \$1.00 will not be paid unless specifically requested.

Line 22 Overpayment to be applied to 2011: Enter the amount of overpayment on line 20 which is to be applied to your 2011 estimated tax. (See General Instructions)

**RI SCHEDULE I  
MODIFICATIONS TO FEDERAL  
ADJUSTED GROSS INCOME**

A complete list of modifications is available on RI Schedule I. You must attach all supporting schedules to any modification claimed. If supporting documents are not attached, the processing of your return will be delayed.

**Modifications INCREASING Federal AGI:**

Line 23A Enter income from obligations of any state or its political subdivision, other than Rhode Island under RIGL 44 30 12(1) and 44 30 12(2).

Line 23B Rhode Island fiduciary adjustment as beneficiary of an estate or trust under 44 30 17.

Line 23C Recapture of Family Education Account Modifications under RIGL 44 30 25(g).

Line 23D Bonus depreciation that has been taken for federal purposes that must be added back to Rhode Island income under RIGL 44 61 1 (See general instructions for more details).

Line 23E Increased Section 179 depreciation that has been taken for federal purposes that must be added back to Rhode Island income under RIGL 44 61 1.1 (See general instructions for more details).

Line 23F Recapture of Tuition Savings Program modifications (section 529 accounts) under RIGL 44 30 12(4) (See general instructions for more details).

Line 23G Recapture of Historic Tax Credit or Motion Picture Production Company Tax Credit modifications decreasing Federal AGI previously claimed under RIGL 44 33.2 3(2) and RIGL 44 31.2 9, respectively.

Line 23H Recapture of Scituate Medical Savings Account modifications under RIGL 44 30 25.1(d)(3)(i).



Line 23I Unemployment compensation received but not included in federal adjusted gross income under RIGL 44 30 12(b)(6). Amount not included on Federal 1040 Line 19, 1040A Line 13 and 1040NR Line 20.

Line 23J Deduction allowed for sales tax paid in 2010 on a new qualified motor vehicle purchase during 2009 as defined by IRC section 164(a)(6) under RIGL 44 30 12(b)(7). This would be the amount from Federal Schedule A, line 7. If you are not itemizing deductions for Rhode Island purposes, you should not include any sales tax paid on this line.

Line 23K Income from the discharge of business indebtedness deferred under the American Recovery and Reinvestment Act of 2009 under 44 66 1.

Line 23L Total Modifications Increasing Federal Adjusted Gross Income: Add lines 23A through 23K.

**Modifications Decreasing Federal AGI:**

Line 24A Enter income from obligations of the United States Government to the extent included in adjusted gross income for federal tax purposes but exempt for state purposes. Example US Government Series E bond interest. Taxpayers claiming these modifications must submit a schedule showing the source and amount of income claimed to be exempt.

Line 24B Rhode Island fiduciary adjustment as beneficiary of an estate or trust under RIGL 44 30 17.

Line 24C Elective deduction for new research and development facilities under RIGL 44 32 1 (Attach form RI 1040RD).

Line 24D Railroad Retirement benefits included in gross income for federal income tax purposes but exempt from state income taxes under the laws of the United States.

Line 24E Qualifying investment in a certified venture capital partnership under RIGL 44 43 2.

Line 24F Family Education Accounts under RIGL 44 30 25 Enter amount of modification decreasing federal AGI from RI 1040FEA.

Line 24G Tuition Saving Program (section 529 accounts) RIGL 44 30 12 A modification decreasing federal adjusted gross income may be claimed for any contributions made to a Rhode Island account under the tuition savings program. The maximum modification shall not exceed \$500, \$1,000 if a joint return. (See general instructions for more details).

Line 24H Exemptions from tax on profit or gain for writers, composers and artists residing within a section of the defined Economic Development Zone as defined in RIGL 44 30 1.1 within the cities of Newport, Providence, Pawtucket, Woonsocket or Warwick, or the Towns of Little Compton, Tiverton, Warren or Westerly and creating artistic works while a resident of the Zone. Taxpayers claiming these modifications must submit a schedule showing the source and amount of income claimed to be exempt.

Line 24I Depreciation that has not been taken for federal purposes because of the bonus depreciation that must be subtracted from Rhode Island income RIGL 44 61 1. (See general instructions for more details)

Line 24J Depreciation that has not been taken for federal purposes because of the increased section 179 depreciation was not taken originally RIGL 44 61 1.1. (See general instructions for more details).

Line 24K Allowable modification for performance based compensation realized by an eligible employee under the Rhode Island Jobs Growth Act under RIGL 42 64.11 4.

Line 24L Modification for exclusion for qualifying option under RIGL 44 39.3 AND modification for exclusion for qualifying securities or investments under RIGL 44 43 8.

Line 24M Modification for Tax Incentives for Employers under RIGL 44 55 4.1.

Line 24N Interest on indebtedness incurred or continued to purchase or carry obligations or securities the income of which is exempt from Rhode Island personal income tax, to the extent that such interest has been deducted in determining federal adjusted gross income under RIGL 44 30 12(c)(1)

Line 24O Historic Tax Credit income or Motion Picture Production Company Tax Credit income reported on Federal return that is tax exempt under RIGL 44 33.2 3(2) and RIGL 44 31.2 9(c), respectively.

Line 24P Active duty military pay of Nonresidents stationed in Rhode Island, as well as the income of their nonresident spouses for services performed in Rhode Island. Income for services performed by the servicemember's spouse in Rhode Island would be exempt from Rhode Island income tax only if the servicemember's spouse moves to Rhode Island solely to be with the servicemember complying with military orders sending him/her to Rhode Island. The servicemember and the servicemember's spouse must also share the same non Rhode Island domicile.

Not all income earned by the servicemember or his/her spouse is exempt from Rhode Island income tax. Non military pay of the servicemember, as well as business income, gambling winnings or income from the ownership or disposition of real or tangible property earned from Rhode Island by either the servicemember or his/her spouse is still subject to Rhode Island income tax.

Note: The military servicemember and/or his/her spouse may be asked to submit proof of residency to support taking this modification.

Line 24Q Contributions to a Scituate Medical Savings Account deemed taxable under the Internal Revenue Code, but tax exempt under RIGL 44 30 25.1(d)(3)(i).

Line 24R Amounts of insurance benefits for dependents and domestic partners included in Federal adjusted gross income pursuant to chapter 12 under title 36 under 44 30 12(c)(6).

Line 24S Up to \$10,000 in unreimbursed expenses for travel, lodging and lost wages incurred by an individual as a result of the individual donating one or more of his/her organs to another human being for organ transplantation under RIGL 44 30 12(c)(7). Modification can only be taken once during the lifetime of the individual and is taken in the year that the human organ transplantation occurs. Effective upon passage on November 9, 2009. Rhode Island full year residents only.

Line 24T Under RIGL 42 64.3 7 a domiciliary of an enterprise zone who owns and operates a qual

ified business facility in that zone may, for the first three years after certification, reduce federal AGI by \$50,000 per year and may, for the fourth and fifth years, reduce federal AGI by \$25,000 per year.

Line 24U Income from the discharge of business indebtedness deferred under the American Recovery and Reinvestment Act of 2009 under 44 66 1. When claimed as income on a federal tax return, this income may be reported as a decreasing modification to federal adjusted gross income to the extent it was previously included as Rhode Island income.

Line 24V Total Modifications Decreasing Federal Adjusted Gross Income: Add lines 24A through 24U. Enter as a negative number.

Line 25 Net Modifications to Federal Adjusted Gross income: Enter the amount from line 25 on RI 1040, page 1, line 2.

**RI SCHEDULE CR  
OTHER RI CREDITS**

This credit schedule details Other Rhode Island Credit(s) being used on your RI 1040. Each Rhode Island credit has its own line. On the appropriate line, enter the dollar amount of the credit being taken. The total of all credits will be entered on page 1, line 11B.

Proper documentation must be submitted for each credit you are using or carrying forward.

If you are using amounts carried forward from prior years, attach a schedule showing the year of credit origination and any amounts used to date.

If you are using amounts passed through to you, attach documentation supporting the credit given to the entity, as well as, documentation of your share of the credit(s). Any missing or incomplete documentation may cause a delay in processing your return.

Line 1 Investment Tax Credit RI 3468 for manufacturing and other property. Proper documentation must be attached to your return. **If using a 10% ITC, the 10% Certification letter from the Department of Labor and Training must be included with your documentation.** RIGL 44 31

Line 2 Residential Renewable Energy System Tax Credit RI 2880 for specific types of residential systems approved by the RI energy office. **Credit letter, application form and approval form from the RI Office of Energy Resources must be attached.** Unused amounts CANNOT be carried forward to future years. RIGL 44 57

Line 3 Adult Education Credit RI 6324 for employers offering specific types of adult education. RIGL 44 46

Line 4 Surviving Spouse RI SP01 **Full year Rhode Island residents only.** Attach Form SP 01. RIGL 44 30 26

Line 5 Jobs Training Tax Credit RI 2949 for training specifically approved by the RI Human Resource Investment Council. RIGL 42 64.6

Line 6 Historic Residence Credit RI 0715 for approved residence rehabilitation. RIGL 44 33 1 Credit is 20% of certified maintenance or rehabilitation costs with a maximum credit of \$2,000.00. You must attach certification from The Historical

Preservation & Heritage Commission. Any unused credit may be carried forward until used.

**Line 7 Research and Development Property Credit** RI 7695P for property in laboratory or experimental research. RIGL 44 32 2 Credit is 10% of cost or basis of property. Any unused credit may be carried forward for 7 years. A modification under 44 32 1 may not be claimed for property used in this credit.

**Line 8 Research and Development Expense Credit** RI 7695E for federally defined excess RI expenses in laboratory or experimental research. RIGL 44 32 3 Credit is 22.5% of qualified credit on first \$25,000 and 16.9% of the credit above \$25,000. This credit cannot reduce your tax by more than 50%. Any unused credit may be carried forward for 7 years. Unless extended by Congress, this credit can be used for carry forward amounts only. No new credit amounts can be allowed after December 31, 2009.

**Line 9 Daycare Assistance and Development Credit** RI 2441 for employers and others providing daycare to employees. RIGL 44 47 Credit is 30% of qualified expenses. This credit cannot reduce your tax below \$100.

**Line 10 Distressed Areas Economic Revitalization Act Wage Credit** RI ZN02 Approved benchmark page with new hire information and approval letter from the Enterprise Zone Commission must be attached. RIGL 42 64.3 6

**Line 11 Historic Structures Tax Credit** (Historic Preservation Investment Tax Credit) RI 286B for approved rehabilitation of certified historic structures. **The original certificate must be attached to the return.** Any unused credit amount may be carried forward for ten (10) years. RIGL 44 33.2

**Line 12 Motion Picture Production Tax Credit** RI 8201 for certified production costs as determined by the Rhode Island Film and Television Office. **The original certificate must be attached to the return.** Any unused credit amount may be carried forward for three (3) years. RIGL 44 31.2.

**Line 13 Contribution to Scholarship Organizations Tax Credit** RI 2276 for business entities that make contributions to qualified scholarship organizations. The entity must apply for approval of the tax credit and will receive a tax credit certificate issued by the Division of Taxation. **The original certificate must be attached to the return.** The credit must be used in the tax year that the entity made the contribution. Unused amounts CANNOT be carried forward. RIGL 44 62

**Line 14 Farm to School Income Tax Credit** RI 6336 RIGL 44 30 27 Credit is 5% of cost of farm products. This credit cannot reduce your tax below zero, cannot be carried forward and may not be used until all other credits available to the taxpayer for that taxable year have been used.

**Line 15 Incentives for Innovation and Growth** RI 4482 RIGL 44 63 An eligible qualified innovative company may apply for a tax credit certificate in an amount equal to fifty percent (50%) of any investment made in the company, not to exceed \$100,000. Unused amounts may be carried forward for 3 years. **The original certificate must be attached to the return.**

**Line 16 Juvenile Victim Restitution Program Credit** RI 5883 RIGL 14 1 32.1 The employer of a juvenile hired pursuant to the provisions of this

section shall receive a credit of ten percent (10%) of the amount of wages paid to the juvenile annually against the state income tax owed by the employer, provided the credit shall not exceed the sum of three thousand dollars (\$3,000) annually.

**Line 17 Hydroelectric Development Tax Credit** RI H20 RIGL 44 30 22 Credit is 10% of the installation costs of a hydropower facility limited to \$50,000.

**Line 18 Tax Credit for Art** RI 7473 RIGL 44 30 24 Credit is 10% for each \$1,000 of purchase (maximum purchase price \$10,000). This credit cannot reduce your tax below zero, cannot be carried forward and may not be used until all other available credits are used.

**Line 19 Tax Credit to Trust Beneficiary Receiving Accumulation Distribution** RI 7424 RIGL 44 30 19 A resident beneficiary of a trust whose Rhode Island income includes all or part of an accumulation distribution by the trust, as defined in 26 U.S.C. 665, shall be allowed a credit against the tax otherwise due under this chapter for all or a proportionate part of any tax paid by the trust under this chapter for any preceding taxable year which would not have been payable if the trust had in fact made distributions to its beneficiaries at the times and in the amounts specified in 26 U.S.C. 666.


**Line 20 Alternative Fueled Vehicle and Filling Station Tax Credit** RI AFV1 RIGL 44 39.2 (Carry forward only) This credit expired 1/1/2008. No new credits are allowed. Unused credit may be carried forward for 5 years. You must attach a copy of the original credit information to your return.

**Line 21 Employment Tax Credit** RI 3675 for an employer participating in the bonus program under RIGL 40 40 6.3. A written certificate from the Director of Human Services must be attached to your return. The credit cannot reduce your tax below \$100.00. Any unused amounts CANNOT be carried forward to future years. RIGL 44 39 1.

**Line 22 Capital Investment Wage Credit** RI 8227 for entrepreneurs of a qualifying business entity under RIGL 44 43 1(6). Credit is 3% of eligible wages over \$50,000.00. This credit cannot reduce your tax below \$100.00 and is not refundable. Any unused amounts CANNOT be carried forward to future years. This credit may not be applied until all other credits available to the entrepreneur have been applied. RIGL 44 43

**Line 23 TOTAL CREDITS** Add lines 1 through 22. Enter the total here and on RI 1040, page 1, line 11B.

**RI SCHEDULE II  
ALLOWABLE FEDERAL CREDITS**

 **44 30 2.6(d)(e)(f)**  
Not all federal credits are available to take on your RI return. In general only the federal credits that were enacted prior to January 1, 1996 are eligible. These credits listed in this section are eligible. Credits such as the Child Tax Credit, Retirement Savings Contribution Credit and Education credits are not allowed.

**Line 26 Rhode Island Income Tax:** Enter the amount from Form RI 1040, page 1, line 10.

**Line 27 Credit for Child and Dependent Care Expenses:** Enter the amount from Federal Form 1040, line 48 or 1040A, line 29.

**Line 28 Credit for Elderly or the Disabled:** Enter the amount from Federal Schedule R, line 22.

**Line 29 Federal Mortgage Interest Credit:** Enter the amount from Federal Form 8396, line 9.

**Line 30 Federal Adoption Credit:** You can only claim the Adoption credit if the adopted child was under the care, custody or supervision of the Rhode Island Department of Children, Youth and Families prior to the adoption. Enter the amount that applies from Federal Form 8839, line 14. Attach your DCYF documentation to your return.

**Line 31a Credit for Federal Tax Paid on Fuels:** Enter the amount from Federal Form 1040, line 70.


**Line 31b Other Federal Credits:** Enter the amount of allowable federal credits from Federal Form 1040, lines 53 and 71. Allowable Federal Credits included on Federal Form 1040, lines 53 and 71:  
 (1) 3468 Investment Credit  
 (2) 6478 Credit for Alcohol Used as Fuel  
 (3) 6765 Credit for Increasing Research Activities  
 (4) 8586 Low Income Housing Credit  
 (5) 8826 Disabled Access Credit  
 (6) 8830 Enhanced Oil Recovery Credit  
 (7) 8835 Renewable Electricity Production Credit  
 (8) 8845 Indian Employment Credit  
 (9) 8846 Credit for Employer Social Security and Medicare Taxes Paid on Certain Employees  
 (10) 8847 Credit for Contributions to Selected Community Development Corporations  
 (11) 8801 Credit for Prior Year Minimum Tax  
 (12) 8834 Qualified Electric Vehicle Credit  
 (13) 8844 Empowerment Zone Employment Credit

**Line 32 Total Allowable Federal Credits:** Add lines 27, 28, 29, 30, 31a and 31b.

**Line 33** Multiply the amount on line 32 by 25%

**Line 34 Maximum Credit:** Enter the amount from line 26 or 33, whichever is less. Enter here and on form RI 1040, page 1, line 11A.

**RI SCHEDULE III  
CREDIT FOR INCOME TAXES PAID TO ANOTHER STATE**

 **44 30 18**  
If you are claiming credit for income taxes paid to more than one state, do not use this schedule. Use RI 1040MU, Credit For Income Taxes Paid To Multiple States. The form is available on our website, [www.tax.ri.gov](http://www.tax.ri.gov) or by contacting the Rhode Island Division of Taxation at (401) 574 8970.

**Line 35 Rhode Island Income Tax:** Enter the amount from page 1, line 10 less allowable federal credits from page 2, schedule II, line 34.

**Line 36 Income from Other State(s):** Enter the amount of income derived from other state. If state income tax has been paid to more than one other state, prepare a separate calculation for each state, on Form RI 1040MU.

Out of state gross income is determined in the same manner as that which would be used for Federal purposes and generally includes the net amounts of income that appear on the face of the other state's return or what would be comparable to the face of the Federal Income Tax Return.

**Line 37 Modified Federal AGI:** Enter amount from page 1, line 3.



Line 39 Tentative Credit: Multiply the amount on line 35 by the percentage on line 38.

Line 40 Tax Due and Paid to Other State: Enter the amount of income tax due and paid to the other state.

If state income tax has been paid to more than one other state, prepare a separate calculation for each state using Form RI 1040MU. This form can be obtained on our website: [www.tax.ri.gov](http://www.tax.ri.gov) or by contacting the Rhode Island Division of Taxation at (401) 574 8970.

NOTE: You must attach a signed copy of the return filed with the other state. If you owe no tax to the other state and are to be refunded all the taxes withheld or paid to the other state, enter \$0.00 on line 40. If included on a composite filing in another state, you must attach a copy of the composite filing showing your income and the taxes paid on your behalf.

Line 41 Maximum Credit for Tax Paid to Other States: Enter the amount on line 35, line 39 or line 40, whichever is the smallest. Enter here and on page 1, line 11C.

**RI SCHEDULE EIC  
EARNED INCOME CREDIT**

Line 42 Rhode Island Income Tax: Enter the amount from RI 1040, page 1, line 13.

Line 43 Federal Earned Income Credit: Enter the amount of Federal Earned Income Credit from Federal Form 1040, line 64a; 1040A, line 41a or 1040EZ, line 9a.

Line 44 The Rhode Island percentage is 25%.

Line 45 Multiply line 43 by line 44.

Line 46 Enter the SMALLER of line 42 or line 45.


Line 47 Subtract line 46 from line 45. If line 46 is greater than or equal to line 45, skip lines 48 and 49 and enter the amount from line 46 on line 50. Otherwise continue to line 48.

Line 48 The refundable Rhode Island percentage is 15%.

Line 49 Rhode Island Refundable Earned Income Credit: Multiply line 47 by line 48.

Line 50 Total Rhode Island Earned Income Credit: Add line 49 and line 46. Enter here and on RI 1040, line 18D.

**RI SCHEDULE IV  
CHECK OFF CONTRIBUTIONS**

 These checkoff contributions will increase your tax due or reduce your refund. All checkoff contributions are voluntary. Lines 1 through 7 Contributions: A contribution to the following programs may be made by checking the appropriate box(es) or by entering the amount you want to contribute. All such contributions are deposited as general revenues.

- (1) Drug Program Account
- (2) Olympic Contribution

- (3) Rhode Island Organ Transplant Fund
- (4) Rhode Island Council on the Arts
- (5) Rhode Island Non game Wildlife Appropriation
- (6) Childhood Disease Victims Fund
- (7) RI Military Family Relief Fund

Line 8 Total Contributions: Add lines 1, 2, 3, 4, 5, 6 and 7. Enter the total here and on page 1, line 16.

**RI SCHEDULE OT  
OTHER RHODE ISLAND TAXES**

Complete this schedule if you are reporting a federal tax on lump sum distributions, parents election to report child's interest and dividends, a recapture of federal tax credits or other miscellaneous federal income taxes.

Line 9 Tax on Lump sum Distributions: Enter the amount from Federal Form 4972, line 7 or line 30, whichever applies.

Line 10 Tax on Parents Election To Report Child's Interest and Dividends: Enter all the amounts from each Federal Form 8814, line 15.

Line 11 Tax on Amount of Recapture of Federal Tax Credits and Other Miscellaneous Federal Income Taxes: Enter the amount of recapture of federal tax credits and any other miscellaneous federal income taxes that you are claiming. Miscellaneous Federal Taxes may include, but are not limited to:

- (1) Recapture of Mortgage Credit Certificate
- (2) Tax on Accumulation Distribution of Trusts

Line 12 Add lines 9, 10 and 11.

Line 13 The RI percentage rate for 2010 is 25%.

Line 14 Other RI Taxes: Multiply line 12 by line 13. Enter here and on RI 1040, line 8B.

**RI 8615  
TAX FOR CHILDREN UNDER 18  
WITH INVESTMENT INCOME**

NOTE: FOR TAXPAYERS UNDER AGE 18 FILING FEDERAL FORM 8615. TAXPAYERS AT LEAST AGE 18 BUT UNDER AGE 24 MUST COMPLETE A FEDERAL FORM 1040 WITHOUT USING FEDERAL FORM 8615.

Line 15 Enter the amount from Federal Form 8615, Line 18

Line 16 The Rhode Island percentage is 25%.

Line 17 Tax: Multiply line 15 by line 16. Enter here and on RI 1040, page 1, line 8A and check the RI 8615 box.

**RI SCHEDULE FT  
ALTERNATIVE FLAT TAX**

Line 18 Enter the amount of modified federal adjusted gross income from RI 1040, page 1, line 3.

Line 19 The 2010 Flat Tax Rate is 6.0% (.0600).

Line 20 Multiply line 18 by line 19.

NOTE: You only need to complete lines 21 through 25 if you are claiming a credit for income taxes paid to another state. If you are not claiming a credit, enter the amount from line 20 on line 26. Otherwise

continue to line 21.

Line 21 Enter the amount of income derived from other state.

Line 22 Divide line 21 by line 18

Line 23 Tentative credit: multiply line 20 by line 22.

Line 24 Enter the amount of tax due and paid to the other state. Make sure to indicate the name of the state in the space provided. If state income tax has been paid to more than one other state, prepare a separate calculation for each state using Form RI 1040MU. This form can be obtained on our website: [www.tax.ri.gov](http://www.tax.ri.gov) or by contacting the Rhode Island Division of Taxation at (401) 574 8970.

NOTE: You must attach a signed copy of the other state return. Failure to attach a copy of the other state return could result in the credit being disallowed. If included on a composite filing in another state, you must attach a copy of the composite filing showing your income and taxes paid on your behalf.

Line 25 Maximum Credit: Enter the SMALLER of lines 20, 23 or 24.

Line 26 RI Flat Tax: Subtract line 25 from line 20. Enter here and on RI 1040, page 1, line 14.


NOTE: If you elect to use the Alternative Flat Tax, you must check the box on RI 1040, page 1, line 15.

**RI 6251  
ALTERNATIVE MINIMUM TAX**

Line 1 Federal Alternative Minimum Taxable Income: Enter your federal alternative minimum taxable income from Federal Form 6251, line 28.

NOTE: If you have claimed modifications to federal adjusted gross income on page 1, line 2, you must recalculate Federal Form 6251, Alternative Minimum Tax, based on your modified federal adjusted gross income.

Line 2 Exemption Filing status	Not over	Exemption
Single	131,700	41,850
Head of Household	131,700	41,850
Married Joint	175,650	57,350
Qualifying widow(er)	175,650	57,350
Married Separate	87,825	28,675

 If line 1 is not over the amount listed for your filing status, enter the exemption amount for your filing status on line 2. If the amount on line 1 is over the amount listed above for your filing status, you must complete RI 6251 Exemption Worksheet and enter the amount from line 10 on RI 6251, line 2.

Line 3 Subtract line 2 from line 1.

Line 4 If line 3 is less than \$175,000 (\$87,500 if Married filing separately), multiply line 3 by 6.5% (.0650). Otherwise, multiply line 3 by 7% (.0700) and subtract \$875 (\$438 if Married filing separately) from the result.

Line 5 Enter your RI tax from RI 1040, page 1, line 8A.

Line 6 RI Alternative Minimum Tax: Subtract line 5 from line 4. (If zero or less, enter zero). Enter here and on RI 1040, page 1, line 9.

# Rhode Island Tax Table

# 2010

Use if your RI taxable income is less than \$50,000. If your taxable income is \$50,000 or more, use the Rhode Island Tax Computation Worksheet located on the back of the front cover.

**SAMPLE TABLE:**

If Taxable Income RI 1040S, line 5, RI 1040NR, line 7 or RI 1040, line 7 is		And you are :			
At least	But less than	Single	Married filing jointly *	Married filing sepa rately	Head of house hold
25,200	25,250	946	946	946	946
25,250	25,300	948	948	948	948
25,300	25,350	950	950	950	950
25,350	25,400	952	952	952	952

**EXAMPLE:**

- (1) You are filing a joint return. You find your taxable income on:  
RI 1040S, page 1, line 5;  
RI 1040, page 1, line 7 or  
RI 1040NR, page 1, line 7 is \$25,300.
- (2) You find the \$25,300 25,350 income line on this table.
- (3) You find the column for married filing jointly. The amount shown where the income line and filing status column meet is \$950.
- (4) This is the tax amount you should enter on:  
RI 1040S, page 1, line 6;  
RI 1040, page 1, line 8A or  
RI 1040NR, page 1, line 8A.

If Taxable Income RI 1040S, line 5, RI 1040NR, line 7 or RI 1040, line 7 is		And you are :				If Taxable Income RI 1040S, line 5, RI 1040NR, line 7 or RI 1040, line 7 is		And you are :				If Taxable Income RI 1040S, line 5, RI 1040NR, line 7 or RI 1040, line 7 is		And you are :			
At least	But less than	Single	Married filing jointly *	Married filing sepa rately	Head of house hold	At least	But less than	Single	Married filing jointly *	Married filing sepa rately	Head of house hold	At least	But less than	Single	Married filing jointly *	Married filing sepa rately	Head of house hold
<b>0</b>						<b>2,000</b>						<b>4,000</b>					
0	50	0	0	0	0	2,000	2,050	76	76	76	76	4,000	4,050	151	151	151	151
50	100	3	3	3	3	2,050	2,100	78	78	78	78	4,050	4,100	153	153	153	153
100	150	5	5	5	5	2,100	2,150	80	80	80	80	4,100	4,150	155	155	155	155
150	200	7	7	7	7	2,150	2,200	82	82	82	82	4,150	4,200	157	157	157	157
200	250	8	8	8	8	2,200	2,250	83	83	83	83	4,200	4,250	158	158	158	158
250	300	10	10	10	10	2,250	2,300	85	85	85	85	4,250	4,300	160	160	160	160
300	350	12	12	12	12	2,300	2,350	87	87	87	87	4,300	4,350	162	162	162	162
350	400	14	14	14	14	2,350	2,400	89	89	89	89	4,350	4,400	164	164	164	164
400	450	16	16	16	16	2,400	2,450	91	91	91	91	4,400	4,450	166	166	166	166
450	500	18	18	18	18	2,450	2,500	93	93	93	93	4,450	4,500	168	168	168	168
500	550	20	20	20	20	2,500	2,550	95	95	95	95	4,500	4,550	170	170	170	170
550	600	22	22	22	22	2,550	2,600	97	97	97	97	4,550	4,600	172	172	172	172
600	650	23	23	23	23	2,600	2,650	98	98	98	98	4,600	4,650	173	173	173	173
650	700	25	25	25	25	2,650	2,700	100	100	100	100	4,650	4,700	175	175	175	175
700	750	27	27	27	27	2,700	2,750	102	102	102	102	4,700	4,750	177	177	177	177
750	800	29	29	29	29	2,750	2,800	104	104	104	104	4,750	4,800	179	179	179	179
800	850	31	31	31	31	2,800	2,850	106	106	106	106	4,800	4,850	181	181	181	181
850	900	33	33	33	33	2,850	2,900	108	108	108	108	4,850	4,900	183	183	183	183
900	950	35	35	35	35	2,900	2,950	110	110	110	110	4,900	4,950	185	185	185	185
950	1,000	37	37	37	37	2,950	3,000	112	112	112	112	4,950	5,000	187	187	187	187
<b>1,000</b>						<b>3,000</b>						<b>5,000</b>					
1,000	1,050	38	38	38	38	3,000	3,050	113	113	113	113	5,000	5,050	188	188	188	188
1,050	1,100	40	40	40	40	3,050	3,100	115	115	115	115	5,050	5,100	190	190	190	190
1,100	1,150	42	42	42	42	3,100	3,150	117	117	117	117	5,100	5,150	192	192	192	192
1,150	1,200	44	44	44	44	3,150	3,200	119	119	119	119	5,150	5,200	194	194	194	194
1,200	1,250	46	46	46	46	3,200	3,250	121	121	121	121	5,200	5,250	196	196	196	196
1,250	1,300	48	48	48	48	3,250	3,300	123	123	123	123	5,250	5,300	198	198	198	198
1,300	1,350	50	50	50	50	3,300	3,350	125	125	125	125	5,300	5,350	200	200	200	200
1,350	1,400	52	52	52	52	3,350	3,400	127	127	127	127	5,350	5,400	202	202	202	202
1,400	1,450	53	53	53	53	3,400	3,450	128	128	128	128	5,400	5,450	203	203	203	203
1,450	1,500	55	55	55	55	3,450	3,500	130	130	130	130	5,450	5,500	205	205	205	205
1,500	1,550	57	57	57	57	3,500	3,550	132	132	132	132	5,500	5,550	207	207	207	207
1,550	1,600	59	59	59	59	3,550	3,600	134	134	134	134	5,550	5,600	209	209	209	209
1,600	1,650	61	61	61	61	3,600	3,650	136	136	136	136	5,600	5,650	211	211	211	211
1,650	1,700	63	63	63	63	3,650	3,700	138	138	138	138	5,650	5,700	213	213	213	213
1,700	1,750	65	65	65	65	3,700	3,750	140	140	140	140	5,700	5,750	215	215	215	215
1,750	1,800	67	67	67	67	3,750	3,800	142	142	142	142	5,750	5,800	217	217	217	217
1,800	1,850	68	68	68	68	3,800	3,850	143	143	143	143	5,800	5,850	218	218	218	218
1,850	1,900	70	70	70	70	3,850	3,900	145	145	145	145	5,850	5,900	220	220	220	220
1,900	1,950	72	72	72	72	3,900	3,950	147	147	147	147	5,900	5,950	222	222	222	222
1,950	2,000	74	74	74	74	3,950	4,000	149	149	149	149	5,950	6,000	224	224	224	224

\* This column is also used by qualifying widow(er).



If Taxable Income RI 1040S, line 5; RI 1040NR, line 7 or RI 1040, line 7 is:		And you are :				If Taxable Income RI 1040S, line 5; RI 1040NR, line 7 or RI 1040, line 7 is:		And you are :				If Taxable Income RI 1040S, line 5; RI 1040NR, line 7 or RI 1040, line 7 is:		And you are :			
		Single	Married filing jointly *	Married filing sepa rately	Head of house hold			Single	Married filing jointly *	Married filing sepa rately	Head of house hold			Single	Married filing jointly *	Married filing sepa rately	Head of house hold
At least	But less than	Your tax is :				At least	But less than	Your tax is :				At least	But less than	Your tax is :			
<b>6,000</b>						<b>9,000</b>						<b>12,000</b>					
6,000	6,050	226	226	226	226	9,000	9,050	338	338	338	338	12,000	12,050	451	451	451	451
6,050	6,100	228	228	228	228	9,050	9,100	340	340	340	340	12,050	12,100	453	453	453	453
6,100	6,150	230	230	230	230	9,100	9,150	342	342	342	342	12,100	12,150	455	455	455	455
6,150	6,200	232	232	232	232	9,150	9,200	344	344	344	344	12,150	12,200	457	457	457	457
6,200	6,250	233	233	233	233	9,200	9,250	346	346	346	346	12,200	12,250	458	458	458	458
6,250	6,300	235	235	235	235	9,250	9,300	348	348	348	348	12,250	12,300	460	460	460	460
6,300	6,350	237	237	237	237	9,300	9,350	350	350	350	350	12,300	12,350	462	462	462	462
6,350	6,400	239	239	239	239	9,350	9,400	352	352	352	352	12,350	12,400	464	464	464	464
6,400	6,450	241	241	241	241	9,400	9,450	353	353	353	353	12,400	12,450	466	466	466	466
6,450	6,500	243	243	243	243	9,450	9,500	355	355	355	355	12,450	12,500	468	468	468	468
6,500	6,550	245	245	245	245	9,500	9,550	357	357	357	357	12,500	12,550	470	470	470	470
6,550	6,600	247	247	247	247	9,550	9,600	359	359	359	359	12,550	12,600	472	472	472	472
6,600	6,650	248	248	248	248	9,600	9,650	361	361	361	361	12,600	12,650	473	473	473	473
6,650	6,700	250	250	250	250	9,650	9,700	363	363	363	363	12,650	12,700	475	475	475	475
6,700	6,750	252	252	252	252	9,700	9,750	365	365	365	365	12,700	12,750	477	477	477	477
6,750	6,800	254	254	254	254	9,750	9,800	367	367	367	367	12,750	12,800	479	479	479	479
6,800	6,850	256	256	256	256	9,800	9,850	368	368	368	368	12,800	12,850	481	481	481	481
6,850	6,900	258	258	258	258	9,850	9,900	370	370	370	370	12,850	12,900	483	483	483	483
6,900	6,950	260	260	260	260	9,900	9,950	372	372	372	372	12,900	12,950	485	485	485	485
6,950	7,000	262	262	262	262	9,950	10,000	374	374	374	374	12,950	13,000	487	487	487	487
<b>7,000</b>						<b>10,000</b>						<b>13,000</b>					
7,000	7,050	263	263	263	263	10,000	10,050	376	376	376	376	13,000	13,050	488	488	488	488
7,050	7,100	265	265	265	265	10,050	10,100	378	378	378	378	13,050	13,100	490	490	490	490
7,100	7,150	267	267	267	267	10,100	10,150	380	380	380	380	13,100	13,150	492	492	492	492
7,150	7,200	269	269	269	269	10,150	10,200	382	382	382	382	13,150	13,200	494	494	494	494
7,200	7,250	271	271	271	271	10,200	10,250	383	383	383	383	13,200	13,250	496	496	496	496
7,250	7,300	273	273	273	273	10,250	10,300	385	385	385	385	13,250	13,300	498	498	498	498
7,300	7,350	275	275	275	275	10,300	10,350	387	387	387	387	13,300	13,350	500	500	500	500
7,350	7,400	277	277	277	277	10,350	10,400	389	389	389	389	13,350	13,400	502	502	502	502
7,400	7,450	278	278	278	278	10,400	10,450	391	391	391	391	13,400	13,450	503	503	503	503
7,450	7,500	280	280	280	280	10,450	10,500	393	393	393	393	13,450	13,500	505	505	505	505
7,500	7,550	282	282	282	282	10,500	10,550	395	395	395	395	13,500	13,550	507	507	507	507
7,550	7,600	284	284	284	284	10,550	10,600	397	397	397	397	13,550	13,600	509	509	509	509
7,600	7,650	286	286	286	286	10,600	10,650	398	398	398	398	13,600	13,650	511	511	511	511
7,650	7,700	288	288	288	288	10,650	10,700	400	400	400	400	13,650	13,700	513	513	513	513
7,700	7,750	290	290	290	290	10,700	10,750	402	402	402	402	13,700	13,750	515	515	515	515
7,750	7,800	292	292	292	292	10,750	10,800	404	404	404	404	13,750	13,800	517	517	517	517
7,800	7,850	293	293	293	293	10,800	10,850	406	406	406	406	13,800	13,850	518	518	518	518
7,850	7,900	295	295	295	295	10,850	10,900	408	408	408	408	13,850	13,900	520	520	520	520
7,900	7,950	297	297	297	297	10,900	10,950	410	410	410	410	13,900	13,950	522	522	522	522
7,950	8,000	299	299	299	299	10,950	11,000	412	412	412	412	13,950	14,000	524	524	524	524
<b>8,000</b>						<b>11,000</b>						<b>14,000</b>					
8,000	8,050	301	301	301	301	11,000	11,050	413	413	413	413	14,000	14,050	526	526	526	526
8,050	8,100	303	303	303	303	11,050	11,100	415	415	415	415	14,050	14,100	528	528	528	528
8,100	8,150	305	305	305	305	11,100	11,150	417	417	417	417	14,100	14,150	530	530	530	530
8,150	8,200	307	307	307	307	11,150	11,200	419	419	419	419	14,150	14,200	532	532	532	532
8,200	8,250	308	308	308	308	11,200	11,250	421	421	421	421	14,200	14,250	533	533	533	533
8,250	8,300	310	310	310	310	11,250	11,300	423	423	423	423	14,250	14,300	535	535	535	535
8,300	8,350	312	312	312	312	11,300	11,350	425	425	425	425	14,300	14,350	537	537	537	537
8,350	8,400	314	314	314	314	11,350	11,400	427	427	427	427	14,350	14,400	539	539	539	539
8,400	8,450	316	316	316	316	11,400	11,450	428	428	428	428	14,400	14,450	541	541	541	541
8,450	8,500	318	318	318	318	11,450	11,500	430	430	430	430	14,450	14,500	543	543	543	543
8,500	8,550	320	320	320	320	11,500	11,550	432	432	432	432	14,500	14,550	545	545	545	545
8,550	8,600	322	322	322	322	11,550	11,600	434	434	434	434	14,550	14,600	547	547	547	547
8,600	8,650	323	323	323	323	11,600	11,650	436	436	436	436	14,600	14,650	548	548	548	548
8,650	8,700	325	325	325	325	11,650	11,700	438	438	438	438	14,650	14,700	550	550	550	550
8,700	8,750	327	327	327	327	11,700	11,750	440	440	440	440	14,700	14,750	552	552	552	552
8,750	8,800	329	329	329	329	11,750	11,800	442	442	442	442	14,750	14,800	554	554	554	554
8,800	8,850	331	331	331	331	11,800	11,850	443	443	443	443	14,800	14,850	556	556	556	556
8,850	8,900	333	333	333	333	11,850	11,900	445	445	445	445	14,850	14,900	558	558	558	558
8,900	8,950	335	335	335	335	11,900	11,950	447	447	447	447	14,900	14,950	560	560	560	560
8,950	9,000	337	337	337	337	11,950	12,000	449	449	449	449	14,950	15,000	562	562	562	562

\* This column is also used by qualifying widow(er).



If Taxable Income RI 1040S, line 5; RI 1040NR, line 7 or RI 1040, line 7 is:		And you are :				If Taxable Income RI 1040S, line 5; RI 1040NR, line 7 or RI 1040, line 7 is:		And you are :				If Taxable Income RI 1040S, line 5; RI 1040NR, line 7 or RI 1040, line 7 is:		And you are :			
		Single	Married filing jointly *	Married filing sepa- rately	Head of house hold			Single	Married filing jointly *	Married filing sepa- rately	Head of house hold			Single	Married filing jointly *	Married filing sepa- rately	Head of house hold
<b>15,000</b>						<b>18,000</b>						<b>21,000</b>					
15,000	15,050	563	563	563	563	18,000	18,050	676	676	676	676	21,000	21,050	788	788	788	788
15,050	15,100	565	565	565	565	18,050	18,100	678	678	678	678	21,050	21,100	790	790	790	790
15,100	15,150	567	567	567	567	18,100	18,150	680	680	680	680	21,100	21,150	792	792	792	792
15,150	15,200	569	569	569	569	18,150	18,200	682	682	682	682	21,150	21,200	794	794	794	794
15,200	15,250	571	571	571	571	18,200	18,250	683	683	683	683	21,200	21,250	796	796	796	796
15,250	15,300	573	573	573	573	18,250	18,300	685	685	685	685	21,250	21,300	798	798	798	798
15,300	15,350	575	575	575	575	18,300	18,350	687	687	687	687	21,300	21,350	800	800	800	800
15,350	15,400	577	577	577	577	18,350	18,400	689	689	689	689	21,350	21,400	802	802	802	802
15,400	15,450	578	578	578	578	18,400	18,450	691	691	691	691	21,400	21,450	803	803	803	803
15,450	15,500	580	580	580	580	18,450	18,500	693	693	693	693	21,450	21,500	805	805	805	805
15,500	15,550	582	582	582	582	18,500	18,550	695	695	695	695	21,500	21,550	807	807	807	807
15,550	15,600	584	584	584	584	18,550	18,600	697	697	697	697	21,550	21,600	809	809	809	809
15,600	15,650	586	586	586	586	18,600	18,650	698	698	698	698	21,600	21,650	811	811	811	811
15,650	15,700	588	588	588	588	18,650	18,700	700	700	700	700	21,650	21,700	813	813	813	813
15,700	15,750	590	590	590	590	18,700	18,750	702	702	702	702	21,700	21,750	815	815	815	815
15,750	15,800	592	592	592	592	18,750	18,800	704	704	704	704	21,750	21,800	817	817	817	817
15,800	15,850	593	593	593	593	18,800	18,850	706	706	706	706	21,800	21,850	818	818	818	818
15,850	15,900	595	595	595	595	18,850	18,900	708	708	708	708	21,850	21,900	820	820	820	820
15,900	15,950	597	597	597	597	18,900	18,950	710	710	710	710	21,900	21,950	822	822	822	822
15,950	16,000	599	599	599	599	18,950	19,000	712	712	712	712	21,950	22,000	824	824	824	824
<b>16,000</b>						<b>19,000</b>						<b>22,000</b>					
16,000	16,050	601	601	601	601	19,000	19,050	713	713	713	713	22,000	22,050	826	826	826	826
16,050	16,100	603	603	603	603	19,050	19,100	715	715	715	715	22,050	22,100	828	828	828	828
16,100	16,150	605	605	605	605	19,100	19,150	717	717	717	717	22,100	22,150	830	830	830	830
16,150	16,200	607	607	607	607	19,150	19,200	719	719	719	719	22,150	22,200	832	832	832	832
16,200	16,250	608	608	608	608	19,200	19,250	721	721	721	721	22,200	22,250	833	833	833	833
16,250	16,300	610	610	610	610	19,250	19,300	723	723	723	723	22,250	22,300	835	835	835	835
16,300	16,350	612	612	612	612	19,300	19,350	725	725	725	725	22,300	22,350	837	837	837	837
16,350	16,400	614	614	614	614	19,350	19,400	727	727	727	727	22,350	22,400	839	839	839	839
16,400	16,450	616	616	616	616	19,400	19,450	728	728	728	728	22,400	22,450	841	841	841	841
16,450	16,500	618	618	618	618	19,450	19,500	730	730	730	730	22,450	22,500	843	843	843	843
16,500	16,550	620	620	620	620	19,500	19,550	732	732	732	732	22,500	22,550	845	845	845	845
16,550	16,600	622	622	622	622	19,550	19,600	734	734	734	734	22,550	22,600	847	847	847	847
16,600	16,650	623	623	623	623	19,600	19,650	736	736	736	736	22,600	22,650	848	848	848	848
16,650	16,700	625	625	625	625	19,650	19,700	738	738	738	738	22,650	22,700	850	850	850	850
16,700	16,750	627	627	627	627	19,700	19,750	740	740	740	740	22,700	22,750	852	852	852	852
16,750	16,800	629	629	629	629	19,750	19,800	742	742	742	742	22,750	22,800	854	854	854	854
16,800	16,850	631	631	631	631	19,800	19,850	743	743	743	743	22,800	22,850	856	856	856	856
16,850	16,900	633	633	633	633	19,850	19,900	745	745	745	745	22,850	22,900	858	858	858	858
16,900	16,950	635	635	635	635	19,900	19,950	747	747	747	747	22,900	22,950	860	860	860	860
16,950	17,000	637	637	637	637	19,950	20,000	749	749	749	749	22,950	23,000	862	862	862	862
<b>17,000</b>						<b>20,000</b>						<b>23,000</b>					
17,000	17,050	638	638	638	638	20,000	20,050	751	751	751	751	23,000	23,050	863	863	863	863
17,050	17,100	640	640	640	640	20,050	20,100	753	753	753	753	23,050	23,100	865	865	865	865
17,100	17,150	642	642	642	642	20,100	20,150	755	755	755	755	23,100	23,150	867	867	867	867
17,150	17,200	644	644	644	644	20,150	20,200	757	757	757	757	23,150	23,200	869	869	869	869
17,200	17,250	646	646	646	646	20,200	20,250	758	758	758	758	23,200	23,250	871	871	871	871
17,250	17,300	648	648	648	648	20,250	20,300	760	760	760	760	23,250	23,300	873	873	873	873
17,300	17,350	650	650	650	650	20,300	20,350	762	762	762	762	23,300	23,350	875	875	875	875
17,350	17,400	652	652	652	652	20,350	20,400	764	764	764	764	23,350	23,400	877	877	877	877
17,400	17,450	653	653	653	653	20,400	20,450	766	766	766	766	23,400	23,450	878	878	878	878
17,450	17,500	655	655	655	655	20,450	20,500	768	768	768	768	23,450	23,500	880	880	880	880
17,500	17,550	657	657	657	657	20,500	20,550	770	770	770	770	23,500	23,550	882	882	882	882
17,550	17,600	659	659	659	659	20,550	20,600	772	772	772	772	23,550	23,600	884	884	884	884
17,600	17,650	661	661	661	661	20,600	20,650	773	773	773	773	23,600	23,650	886	886	886	886
17,650	17,700	663	663	663	663	20,650	20,700	775	775	775	775	23,650	23,700	888	888	888	888
17,700	17,750	665	665	665	665	20,700	20,750	777	777	777	777	23,700	23,750	890	890	890	890
17,750	17,800	667	667	667	667	20,750	20,800	779	779	779	779	23,750	23,800	892	892	892	892
17,800	17,850	668	668	668	668	20,800	20,850	781	781	781	781	23,800	23,850	893	893	893	893
17,850	17,900	670	670	670	670	20,850	20,900	783	783	783	783	23,850	23,900	895	895	895	895
17,900	17,950	672	672	672	672	20,900	20,950	785	785	785	785	23,900	23,950	897	897	897	897
17,950	18,000	674	674	674	674	20,950	21,000	787	787	787	787	23,950	24,000	899	899	899	899



If Taxable Income RI 1040S, line 5; RI 1040NR, line 7 or RI 1040, line 7 is:		And you are :				If Taxable Income RI 1040S, line 5; RI 1040NR, line 7 or RI 1040, line 7 is:		And you are :				If Taxable Income RI 1040S, line 5; RI 1040NR, line 7 or RI 1040, line 7 is:		And you are :			
		Single	Married filing jointly *	Married filing sepa rately	Head of house hold			Single	Married filing jointly *	Married filing sepa rately	Head of house hold			Single	Married filing jointly *	Married filing sepa rately	Head of house hold
<b>24,000</b>						<b>27,000</b>						<b>30,000</b>					
24,000	24,050	901	901	901	901	27,000	27,050	1,013	1,013	1,013	1,013	30,000	30,050	1,126	1,126	1,179	1,126
24,050	24,100	903	903	903	903	27,050	27,100	1,015	1,015	1,015	1,015	30,050	30,100	1,128	1,128	1,182	1,128
24,100	24,150	905	905	905	905	27,100	27,150	1,017	1,017	1,017	1,017	30,100	30,150	1,130	1,130	1,186	1,130
24,150	24,200	907	907	907	907	27,150	27,200	1,019	1,019	1,019	1,019	30,150	30,200	1,132	1,132	1,189	1,132
24,200	24,250	908	908	908	908	27,200	27,250	1,021	1,021	1,021	1,021	30,200	30,250	1,133	1,133	1,193	1,133
24,250	24,300	910	910	910	910	27,250	27,300	1,023	1,023	1,023	1,023	30,250	30,300	1,135	1,135	1,196	1,135
24,300	24,350	912	912	912	912	27,300	27,350	1,025	1,025	1,025	1,025	30,300	30,350	1,137	1,137	1,200	1,137
24,350	24,400	914	914	914	914	27,350	27,400	1,027	1,027	1,027	1,027	30,350	30,400	1,139	1,139	1,203	1,139
24,400	24,450	916	916	916	916	27,400	27,450	1,028	1,028	1,028	1,028	30,400	30,450	1,141	1,141	1,207	1,141
24,450	24,500	918	918	918	918	27,450	27,500	1,030	1,030	1,030	1,030	30,450	30,500	1,143	1,143	1,210	1,143
24,500	24,550	920	920	920	920	27,500	27,550	1,032	1,032	1,032	1,032	30,500	30,550	1,145	1,145	1,214	1,145
24,550	24,600	922	922	922	922	27,550	27,600	1,034	1,034	1,034	1,034	30,550	30,600	1,147	1,147	1,217	1,147
24,600	24,650	923	923	923	923	27,600	27,650	1,036	1,036	1,036	1,036	30,600	30,650	1,148	1,148	1,221	1,148
24,650	24,700	925	925	925	925	27,650	27,700	1,038	1,038	1,038	1,038	30,650	30,700	1,150	1,150	1,224	1,150
24,700	24,750	927	927	927	927	27,700	27,750	1,040	1,040	1,040	1,040	30,700	30,750	1,152	1,152	1,228	1,152
24,750	24,800	929	929	929	929	27,750	27,800	1,042	1,042	1,042	1,042	30,750	30,800	1,154	1,154	1,231	1,154
24,800	24,850	931	931	931	931	27,800	27,850	1,043	1,043	1,043	1,043	30,800	30,850	1,156	1,156	1,235	1,156
24,850	24,900	933	933	933	933	27,850	27,900	1,045	1,045	1,045	1,045	30,850	30,900	1,158	1,158	1,238	1,158
24,900	24,950	935	935	935	935	27,900	27,950	1,047	1,047	1,047	1,047	30,900	30,950	1,160	1,160	1,242	1,160
24,950	25,000	937	937	937	937	27,950	28,000	1,049	1,049	1,049	1,049	30,950	31,000	1,162	1,162	1,245	1,162
<b>25,000</b>						<b>28,000</b>						<b>31,000</b>					
25,000	25,050	938	938	938	938	28,000	28,050	1,051	1,051	1,051	1,051	31,000	31,050	1,163	1,163	1,249	1,163
25,050	25,100	940	940	940	940	28,050	28,100	1,053	1,053	1,053	1,053	31,050	31,100	1,165	1,165	1,252	1,165
25,100	25,150	942	942	942	942	28,100	28,150	1,055	1,055	1,055	1,055	31,100	31,150	1,167	1,167	1,256	1,167
25,150	25,200	944	944	944	944	28,150	28,200	1,057	1,057	1,057	1,057	31,150	31,200	1,169	1,169	1,259	1,169
25,200	25,250	946	946	946	946	28,200	28,250	1,058	1,058	1,058	1,058	31,200	31,250	1,171	1,171	1,263	1,171
25,250	25,300	948	948	948	948	28,250	28,300	1,060	1,060	1,060	1,060	31,250	31,300	1,173	1,173	1,266	1,173
25,300	25,350	950	950	950	950	28,300	28,350	1,062	1,062	1,062	1,062	31,300	31,350	1,175	1,175	1,270	1,175
25,350	25,400	952	952	952	952	28,350	28,400	1,064	1,064	1,064	1,064	31,350	31,400	1,177	1,177	1,273	1,177
25,400	25,450	953	953	953	953	28,400	28,450	1,066	1,066	1,067	1,066	31,400	31,450	1,178	1,178	1,277	1,178
25,450	25,500	955	955	955	955	28,450	28,500	1,068	1,068	1,070	1,068	31,450	31,500	1,180	1,180	1,280	1,180
25,500	25,550	957	957	957	957	28,500	28,550	1,070	1,070	1,074	1,070	31,500	31,550	1,182	1,182	1,284	1,182
25,550	25,600	959	959	959	959	28,550	28,600	1,072	1,072	1,077	1,072	31,550	31,600	1,184	1,184	1,287	1,184
25,600	25,650	961	961	961	961	28,600	28,650	1,073	1,073	1,081	1,073	31,600	31,650	1,186	1,186	1,291	1,186
25,650	25,700	963	963	963	963	28,650	28,700	1,075	1,075	1,084	1,075	31,650	31,700	1,188	1,188	1,294	1,188
25,700	25,750	965	965	965	965	28,700	28,750	1,077	1,077	1,088	1,077	31,700	31,750	1,190	1,190	1,298	1,190
25,750	25,800	967	967	967	967	28,750	28,800	1,079	1,079	1,091	1,079	31,750	31,800	1,192	1,192	1,301	1,192
25,800	25,850	968	968	968	968	28,800	28,850	1,081	1,081	1,095	1,081	31,800	31,850	1,193	1,193	1,305	1,193
25,850	25,900	970	970	970	970	28,850	28,900	1,083	1,083	1,098	1,083	31,850	31,900	1,195	1,195	1,308	1,195
25,900	25,950	972	972	972	972	28,900	28,950	1,085	1,085	1,102	1,085	31,900	31,950	1,197	1,197	1,312	1,197
25,950	26,000	974	974	974	974	28,950	29,000	1,087	1,087	1,105	1,087	31,950	32,000	1,199	1,199	1,315	1,199
<b>26,000</b>						<b>29,000</b>						<b>32,000</b>					
26,000	26,050	976	976	976	976	29,000	29,050	1,088	1,088	1,109	1,088	32,000	32,050	1,201	1,201	1,319	1,201
26,050	26,100	978	978	978	978	29,050	29,100	1,090	1,090	1,112	1,090	32,050	32,100	1,203	1,203	1,322	1,203
26,100	26,150	980	980	980	980	29,100	29,150	1,092	1,092	1,116	1,092	32,100	32,150	1,205	1,205	1,326	1,205
26,150	26,200	982	982	982	982	29,150	29,200	1,094	1,094	1,119	1,094	32,150	32,200	1,207	1,207	1,329	1,207
26,200	26,250	983	983	983	983	29,200	29,250	1,096	1,096	1,123	1,096	32,200	32,250	1,208	1,208	1,333	1,208
26,250	26,300	985	985	985	985	29,250	29,300	1,098	1,098	1,126	1,098	32,250	32,300	1,210	1,210	1,336	1,210
26,300	26,350	987	987	987	987	29,300	29,350	1,100	1,100	1,130	1,100	32,300	32,350	1,212	1,212	1,340	1,212
26,350	26,400	989	989	989	989	29,350	29,400	1,102	1,102	1,133	1,102	32,350	32,400	1,214	1,214	1,343	1,214
26,400	26,450	991	991	991	991	29,400	29,450	1,103	1,103	1,137	1,103	32,400	32,450	1,216	1,216	1,347	1,216
26,450	26,500	993	993	993	993	29,450	29,500	1,105	1,105	1,140	1,105	32,450	32,500	1,218	1,218	1,350	1,218
26,500	26,550	995	995	995	995	29,500	29,550	1,107	1,107	1,144	1,107	32,500	32,550	1,220	1,220	1,354	1,220
26,550	26,600	997	997	997	997	29,550	29,600	1,109	1,109	1,147	1,109	32,550	32,600	1,222	1,222	1,357	1,222
26,600	26,650	998	998	998	998	29,600	29,650	1,111	1,111	1,151	1,111	32,600	32,650	1,223	1,223	1,361	1,223
26,650	26,700	1,000	1,000	1,000	1,000	29,650	29,700	1,113	1,113	1,154	1,113	32,650	32,700	1,225	1,225	1,364	1,225
26,700	26,750	1,002	1,002	1,002	1,002	29,700	29,750	1,115	1,115	1,158	1,115	32,700	32,750	1,227	1,227	1,368	1,227
26,750	26,800	1,004	1,004	1,004	1,004	29,750	29,800	1,117	1,117	1,161	1,117	32,750	32,800	1,229	1,229	1,371	1,229
26,800	26,850	1,006	1,006	1,006	1,006	29,800	29,850	1,118	1,118	1,165	1,118	32,800	32,850	1,231	1,231	1,375	1,231
26,850	26,900	1,008	1,008	1,008	1,008	29,850	29,900	1,120	1,120	1,168	1,120	32,850	32,900	1,233	1,233	1,378	1,233
26,900	26,950	1,010	1,010	1,010	1,010	29,900	29,950	1,122	1,122	1,172	1,122	32,900	32,950	1,235	1,235	1,382	1,235
26,950	27,000	1,012	1,012	1,012	1,012	29,950	30,000	1,124	1,124	1,175	1,124	32,950	33,000	1,237	1,237	1,385	1,237



If Taxable Income RI 1040S, line 5; RI 1040NR, line 7 or RI 1040, line 7 is:		And you are :				If Taxable Income RI 1040S, line 5; RI 1040NR, line 7 or RI 1040, line 7 is:		And you are :				If Taxable Income RI 1040S, line 5; RI 1040NR, line 7 or RI 1040, line 7 is:		And you are :			
At least	But less than	Single	Married filing jointly *	Married filing sep- arately	Head of house hold	At least	But less than	Single	Married filing jointly *	Married filing sep- arately	Head of house hold	At least	But less than	Single	Married filing jointly *	Married filing sep- arately	Head of house hold
		Your tax is :						Your tax is :						Your tax is :			
<b>33,000</b>						<b>36,000</b>						<b>39,000</b>					
33,000	33,050	1,238	1,238	1,389	1,238	36,000	36,050	1,417	1,351	1,599	1,351	39,000	39,050	1,627	1,463	1,809	1,463
33,050	33,100	1,240	1,240	1,392	1,240	36,050	36,100	1,420	1,353	1,602	1,353	39,050	39,100	1,630	1,465	1,812	1,465
33,100	33,150	1,242	1,242	1,396	1,242	36,100	36,150	1,424	1,355	1,606	1,355	39,100	39,150	1,634	1,467	1,816	1,467
33,150	33,200	1,244	1,244	1,399	1,244	36,150	36,200	1,427	1,357	1,609	1,357	39,150	39,200	1,637	1,469	1,819	1,469
33,200	33,250	1,246	1,246	1,403	1,246	36,200	36,250	1,431	1,358	1,613	1,358	39,200	39,250	1,641	1,471	1,823	1,471
33,250	33,300	1,248	1,248	1,406	1,248	36,250	36,300	1,434	1,360	1,616	1,360	39,250	39,300	1,644	1,473	1,826	1,473
33,300	33,350	1,250	1,250	1,410	1,250	36,300	36,350	1,438	1,362	1,620	1,362	39,300	39,350	1,648	1,475	1,830	1,475
33,350	33,400	1,252	1,252	1,413	1,252	36,350	36,400	1,441	1,364	1,623	1,364	39,350	39,400	1,651	1,477	1,833	1,477
33,400	33,450	1,253	1,253	1,417	1,253	36,400	36,450	1,445	1,366	1,627	1,366	39,400	39,450	1,655	1,478	1,837	1,478
33,450	33,500	1,255	1,255	1,420	1,255	36,450	36,500	1,448	1,368	1,630	1,368	39,450	39,500	1,658	1,480	1,840	1,480
33,500	33,550	1,257	1,257	1,424	1,257	36,500	36,550	1,452	1,370	1,634	1,370	39,500	39,550	1,662	1,482	1,844	1,482
33,550	33,600	1,259	1,259	1,427	1,259	36,550	36,600	1,455	1,372	1,637	1,372	39,550	39,600	1,665	1,484	1,847	1,484
33,600	33,650	1,261	1,261	1,431	1,261	36,600	36,650	1,459	1,373	1,641	1,373	39,600	39,650	1,669	1,486	1,851	1,486
33,650	33,700	1,263	1,263	1,434	1,263	36,650	36,700	1,462	1,375	1,644	1,375	39,650	39,700	1,672	1,488	1,854	1,488
33,700	33,750	1,265	1,265	1,438	1,265	36,700	36,750	1,466	1,377	1,648	1,377	39,700	39,750	1,676	1,490	1,858	1,490
33,750	33,800	1,267	1,267	1,441	1,267	36,750	36,800	1,469	1,379	1,651	1,379	39,750	39,800	1,679	1,492	1,861	1,492
33,800	33,850	1,268	1,268	1,445	1,268	36,800	36,850	1,473	1,381	1,655	1,381	39,800	39,850	1,683	1,493	1,865	1,493
33,850	33,900	1,270	1,270	1,448	1,270	36,850	36,900	1,476	1,383	1,658	1,383	39,850	39,900	1,686	1,495	1,868	1,495
33,900	33,950	1,272	1,272	1,452	1,272	36,900	36,950	1,480	1,385	1,662	1,385	39,900	39,950	1,690	1,497	1,872	1,497
33,950	34,000	1,274	1,274	1,455	1,274	36,950	37,000	1,483	1,387	1,665	1,387	39,950	40,000	1,693	1,499	1,875	1,499
<b>34,000</b>						<b>37,000</b>						<b>40,000</b>					
34,000	34,050	1,277	1,276	1,459	1,276	37,000	37,050	1,487	1,388	1,669	1,388	40,000	40,050	1,697	1,501	1,879	1,501
34,050	34,100	1,280	1,278	1,462	1,278	37,050	37,100	1,490	1,390	1,672	1,390	40,050	40,100	1,700	1,503	1,882	1,503
34,100	34,150	1,284	1,280	1,466	1,280	37,100	37,150	1,494	1,392	1,676	1,392	40,100	40,150	1,704	1,505	1,886	1,505
34,150	34,200	1,287	1,282	1,469	1,282	37,150	37,200	1,497	1,394	1,679	1,394	40,150	40,200	1,707	1,507	1,889	1,507
34,200	34,250	1,291	1,283	1,473	1,283	37,200	37,250	1,501	1,396	1,683	1,396	40,200	40,250	1,711	1,508	1,893	1,508
34,250	34,300	1,294	1,285	1,476	1,285	37,250	37,300	1,504	1,398	1,686	1,398	40,250	40,300	1,714	1,510	1,896	1,510
34,300	34,350	1,298	1,287	1,480	1,287	37,300	37,350	1,508	1,400	1,690	1,400	40,300	40,350	1,718	1,512	1,900	1,512
34,350	34,400	1,301	1,289	1,483	1,289	37,350	37,400	1,511	1,402	1,693	1,402	40,350	40,400	1,721	1,514	1,903	1,514
34,400	34,450	1,305	1,291	1,487	1,291	37,400	37,450	1,515	1,403	1,697	1,403	40,400	40,450	1,725	1,516	1,907	1,516
34,450	34,500	1,308	1,293	1,490	1,293	37,450	37,500	1,518	1,405	1,700	1,405	40,450	40,500	1,728	1,518	1,910	1,518
34,500	34,550	1,312	1,295	1,494	1,295	37,500	37,550	1,522	1,407	1,704	1,407	40,500	40,550	1,732	1,520	1,914	1,520
34,550	34,600	1,315	1,297	1,497	1,297	37,550	37,600	1,525	1,409	1,707	1,409	40,550	40,600	1,735	1,522	1,917	1,522
34,600	34,650	1,319	1,298	1,501	1,298	37,600	37,650	1,529	1,411	1,711	1,411	40,600	40,650	1,739	1,523	1,921	1,523
34,650	34,700	1,322	1,300	1,504	1,300	37,650	37,700	1,532	1,413	1,714	1,413	40,650	40,700	1,742	1,525	1,924	1,525
34,700	34,750	1,326	1,302	1,508	1,302	37,700	37,750	1,536	1,415	1,718	1,415	40,700	40,750	1,746	1,527	1,928	1,527
34,750	34,800	1,329	1,304	1,511	1,304	37,750	37,800	1,539	1,417	1,721	1,417	40,750	40,800	1,749	1,529	1,931	1,529
34,800	34,850	1,333	1,306	1,515	1,306	37,800	37,850	1,543	1,418	1,725	1,418	40,800	40,850	1,753	1,531	1,935	1,531
34,850	34,900	1,336	1,308	1,518	1,308	37,850	37,900	1,546	1,420	1,728	1,420	40,850	40,900	1,756	1,533	1,938	1,533
34,900	34,950	1,340	1,310	1,522	1,310	37,900	37,950	1,550	1,422	1,732	1,422	40,900	40,950	1,760	1,535	1,942	1,535
34,950	35,000	1,343	1,312	1,525	1,312	37,950	38,000	1,553	1,424	1,735	1,424	40,950	41,000	1,763	1,537	1,945	1,537
<b>35,000</b>						<b>38,000</b>						<b>41,000</b>					
35,000	35,050	1,347	1,313	1,529	1,313	38,000	38,050	1,557	1,426	1,739	1,426	41,000	41,050	1,767	1,538	1,949	1,538
35,050	35,100	1,350	1,315	1,532	1,315	38,050	38,100	1,560	1,428	1,742	1,428	41,050	41,100	1,770	1,540	1,952	1,540
35,100	35,150	1,354	1,317	1,536	1,317	38,100	38,150	1,564	1,430	1,746	1,430	41,100	41,150	1,774	1,542	1,956	1,542
35,150	35,200	1,357	1,319	1,539	1,319	38,150	38,200	1,567	1,432	1,749	1,432	41,150	41,200	1,777	1,544	1,959	1,544
35,200	35,250	1,361	1,321	1,543	1,321	38,200	38,250	1,571	1,433	1,753	1,433	41,200	41,250	1,781	1,546	1,963	1,546
35,250	35,300	1,364	1,323	1,546	1,323	38,250	38,300	1,574	1,435	1,756	1,435	41,250	41,300	1,784	1,548	1,966	1,548
35,300	35,350	1,368	1,325	1,550	1,325	38,300	38,350	1,578	1,437	1,760	1,437	41,300	41,350	1,788	1,550	1,970	1,550
35,350	35,400	1,371	1,327	1,553	1,327	38,350	38,400	1,581	1,439	1,763	1,439	41,350	41,400	1,791	1,552	1,973	1,552
35,400	35,450	1,375	1,328	1,557	1,328	38,400	38,450	1,585	1,441	1,767	1,441	41,400	41,450	1,795	1,553	1,977	1,553
35,450	35,500	1,378	1,330	1,560	1,330	38,450	38,500	1,588	1,443	1,770	1,443	41,450	41,500	1,798	1,555	1,980	1,555
35,500	35,550	1,382	1,332	1,564	1,332	38,500	38,550	1,592	1,445	1,774	1,445	41,500	41,550	1,802	1,557	1,984	1,557
35,550	35,600	1,385	1,334	1,567	1,334	38,550	38,600	1,595	1,447	1,777	1,447	41,550	41,600	1,805	1,559	1,987	1,559
35,600	35,650	1,389	1,336	1,571	1,336	38,600	38,650	1,599	1,448	1,781	1,448	41,600	41,650	1,809	1,561	1,991	1,561
35,650	35,700	1,392	1,338	1,574	1,338	38,650	38,700	1,602	1,450	1,784	1,450	41,650	41,700	1,812	1,563	1,994	1,563
35,700	35,750	1,396	1,340	1,578	1,340	38,700	38,750	1,606	1,452	1,788	1,452	41,700	41,750	1,816	1,565	1,998	1,565
35,750	35,800	1,399	1,342	1,581	1,342	38,750	38,800	1,609	1,454	1,791	1,454	41,750	41,800	1,819	1,567	2,001	1,567
35,800	35,850	1,403	1,343	1,585	1,343	38,800	38,850	1,613	1,456	1,795	1,456	41,800	41,850	1,823	1,568	2,005	1,568
35,850	35,900	1,406	1,345	1,588	1,345	38,850	38,900	1,616	1,458	1,798	1,458	41,850	41,900	1,826	1,570	2,008	1,570
35,900	35,950	1,410	1,347	1,592	1,347	38,900	38,950	1,620	1,460	1,802	1,460	41,900	41,950	1,830			



If Taxable Income RI 1040S, line 5; RI 1040NR, line 7 or RI 1040, line 7 is:		And you are :				If Taxable Income RI 1040S, line 5; RI 1040NR, line 7 or RI 1040, line 7 is:		And you are :				If Taxable Income RI 1040S, line 5; RI 1040NR, line 7 or RI 1040, line 7 is:		And you are :			
		Single	Married filing jointly *	Married filing sepa rately	Head of house hold			Single	Married filing jointly *	Married filing sepa rately	Head of house hold			Single	Married filing jointly *	Married filing sepa rately	Head of house hold
At least	But less than	Your tax is :				At least	But less than	Your tax is :				At least	But less than	Your tax is :			
<b>42,000</b>						<b>45,000</b>						<b>48,000</b>					
42,000	42,050	1,837	1,576	2,019	1,576	45,000	45,050	2,047	1,688	2,229	1,688	48,000	48,050	2,257	1,801	2,439	1,881
42,050	42,100	1,840	1,578	2,022	1,578	45,050	45,100	2,050	1,690	2,232	1,690	48,050	48,100	2,260	1,803	2,442	1,885
42,100	42,150	1,844	1,580	2,026	1,580	45,100	45,150	2,054	1,692	2,236	1,692	48,100	48,150	2,264	1,805	2,446	1,888
42,150	42,200	1,847	1,582	2,029	1,582	45,150	45,200	2,057	1,694	2,239	1,694	48,150	48,200	2,267	1,807	2,449	1,892
42,200	42,250	1,851	1,583	2,033	1,583	45,200	45,250	2,061	1,696	2,243	1,696	48,200	48,250	2,271	1,808	2,453	1,895
42,250	42,300	1,854	1,585	2,036	1,585	45,250	45,300	2,064	1,698	2,246	1,698	48,250	48,300	2,274	1,810	2,456	1,899
42,300	42,350	1,858	1,587	2,040	1,587	45,300	45,350	2,068	1,700	2,250	1,700	48,300	48,350	2,278	1,812	2,460	1,902
42,350	42,400	1,861	1,589	2,043	1,589	45,350	45,400	2,071	1,702	2,253	1,702	48,350	48,400	2,281	1,814	2,463	1,906
42,400	42,450	1,865	1,591	2,047	1,591	45,400	45,450	2,075	1,703	2,257	1,703	48,400	48,450	2,285	1,816	2,467	1,909
42,450	42,500	1,868	1,593	2,050	1,593	45,450	45,500	2,078	1,705	2,260	1,705	48,450	48,500	2,288	1,818	2,470	1,913
42,500	42,550	1,872	1,595	2,054	1,595	45,500	45,550	2,082	1,707	2,264	1,707	48,500	48,550	2,292	1,820	2,474	1,916
42,550	42,600	1,875	1,597	2,057	1,597	45,550	45,600	2,085	1,709	2,267	1,710	48,550	48,600	2,295	1,822	2,477	1,920
42,600	42,650	1,879	1,598	2,061	1,598	45,600	45,650	2,089	1,711	2,271	1,713	48,600	48,650	2,299	1,823	2,481	1,923
42,650	42,700	1,882	1,600	2,064	1,600	45,650	45,700	2,092	1,713	2,274	1,717	48,650	48,700	2,302	1,825	2,484	1,927
42,700	42,750	1,886	1,602	2,068	1,602	45,700	45,750	2,096	1,715	2,278	1,720	48,700	48,750	2,306	1,827	2,488	1,930
42,750	42,800	1,889	1,604	2,071	1,604	45,750	45,800	2,099	1,717	2,281	1,724	48,750	48,800	2,309	1,829	2,491	1,934
42,800	42,850	1,893	1,606	2,075	1,606	45,800	45,850	2,103	1,718	2,285	1,727	48,800	48,850	2,313	1,831	2,495	1,937
42,850	42,900	1,896	1,608	2,078	1,608	45,850	45,900	2,106	1,720	2,288	1,731	48,850	48,900	2,316	1,833	2,498	1,941
42,900	42,950	1,900	1,610	2,082	1,610	45,900	45,950	2,110	1,722	2,292	1,734	48,900	48,950	2,320	1,835	2,502	1,944
42,950	43,000	1,903	1,612	2,085	1,612	45,950	46,000	2,113	1,724	2,295	1,738	48,950	49,000	2,323	1,837	2,505	1,948
<b>43,000</b>						<b>46,000</b>						<b>49,000</b>					
43,000	43,050	1,907	1,613	2,089	1,613	46,000	46,050	2,117	1,726	2,299	1,741	49,000	49,050	2,327	1,838	2,509	1,951
43,050	43,100	1,910	1,615	2,092	1,615	46,050	46,100	2,120	1,728	2,302	1,745	49,050	49,100	2,330	1,840	2,512	1,955
43,100	43,150	1,914	1,617	2,096	1,617	46,100	46,150	2,124	1,730	2,306	1,748	49,100	49,150	2,334	1,842	2,516	1,958
43,150	43,200	1,917	1,619	2,099	1,619	46,150	46,200	2,127	1,732	2,309	1,752	49,150	49,200	2,337	1,844	2,519	1,962
43,200	43,250	1,921	1,621	2,103	1,621	46,200	46,250	2,131	1,733	2,313	1,755	49,200	49,250	2,341	1,846	2,523	1,965
43,250	43,300	1,924	1,623	2,106	1,623	46,250	46,300	2,134	1,735	2,316	1,759	49,250	49,300	2,344	1,848	2,526	1,969
43,300	43,350	1,928	1,625	2,110	1,625	46,300	46,350	2,138	1,737	2,320	1,762	49,300	49,350	2,348	1,850	2,530	1,972
43,350	43,400	1,931	1,627	2,113	1,627	46,350	46,400	2,141	1,739	2,323	1,766	49,350	49,400	2,351	1,852	2,533	1,976
43,400	43,450	1,935	1,628	2,117	1,628	46,400	46,450	2,145	1,741	2,327	1,769	49,400	49,450	2,355	1,853	2,537	1,979
43,450	43,500	1,938	1,630	2,120	1,630	46,450	46,500	2,148	1,743	2,330	1,773	49,450	49,500	2,358	1,855	2,540	1,983
43,500	43,550	1,942	1,632	2,124	1,632	46,500	46,550	2,152	1,745	2,334	1,776	49,500	49,550	2,362	1,857	2,544	1,986
43,550	43,600	1,945	1,634	2,127	1,634	46,550	46,600	2,155	1,747	2,337	1,780	49,550	49,600	2,365	1,859	2,547	1,990
43,600	43,650	1,949	1,636	2,131	1,636	46,600	46,650	2,159	1,748	2,341	1,783	49,600	49,650	2,369	1,861	2,551	1,993
43,650	43,700	1,952	1,638	2,134	1,638	46,650	46,700	2,162	1,750	2,344	1,787	49,650	49,700	2,372	1,863	2,554	1,997
43,700	43,750	1,956	1,640	2,138	1,640	46,700	46,750	2,166	1,752	2,348	1,790	49,700	49,750	2,376	1,865	2,558	2,000
43,750	43,800	1,959	1,642	2,141	1,642	46,750	46,800	2,169	1,754	2,351	1,794	49,750	49,800	2,379	1,867	2,561	2,004
43,800	43,850	1,963	1,643	2,145	1,643	46,800	46,850	2,173	1,756	2,355	1,797	49,800	49,850	2,383	1,868	2,565	2,007
43,850	43,900	1,966	1,645	2,148	1,645	46,850	46,900	2,176	1,758	2,358	1,801	49,850	49,900	2,386	1,870	2,568	2,011
43,900	43,950	1,970	1,647	2,152	1,647	46,900	46,950	2,180	1,760	2,362	1,804	49,900	49,950	2,390	1,872	2,572	2,014
43,950	44,000	1,973	1,649	2,155	1,649	46,950	47,000	2,183	1,762	2,365	1,808	49,950	50,000	2,393	1,874	2,575	2,018
<b>44,000</b>						<b>47,000</b>											
44,000	44,050	1,977	1,651	2,159	1,651	47,000	47,050	2,187	1,763	2,369	1,811	<div style="border: 1px solid black; border-radius: 15px; padding: 10px;"> <p>If your Rhode Island taxable income from RI 1040S, line 5; RI 1040, line 7 or RI 1040NR, line 7 is \$50,000 or over use the Rhode Island Tax Computation Worksheet on the back of the front cover to compute your Rhode Island Income Tax.</p> </div>					
44,050	44,100	1,980	1,653	2,162	1,653	47,050	47,100	2,190	1,765	2,372	1,815						
44,100	44,150	1,984	1,655	2,166	1,655	47,100	47,150	2,194	1,767	2,376	1,818						
44,150	44,200	1,987	1,657	2,169	1,657	47,150	47,200	2,197	1,769	2,379	1,822						
44,200	44,250	1,991	1,658	2,173	1,658	47,200	47,250	2,201	1,771	2,383	1,825						
44,250	44,300	1,994	1,660	2,176	1,660	47,250	47,300	2,204	1,773	2,386	1,829						
44,300	44,350	1,998	1,662	2,180	1,662	47,300	47,350	2,208	1,775	2,390	1,832						
44,350	44,400	2,001	1,664	2,183	1,664	47,350	47,400	2,211	1,777	2,393	1,836						
44,400	44,450	2,005	1,666	2,187	1,666	47,400	47,450	2,215	1,778	2,397	1,839						
44,450	44,500	2,008	1,668	2,190	1,668	47,450	47,500	2,218	1,780	2,400	1,843						
44,500	44,550	2,012	1,670	2,194	1,670	47,500	47,550	2,222	1,782	2,404	1,846						
44,550	44,600	2,015	1,672	2,197	1,672	47,550	47,600	2,225	1,784	2,407	1,850						
44,600	44,650	2,019	1,673	2,201	1,673	47,600	47,650	2,229	1,786	2,411	1,853						
44,650	44,700	2,022	1,675	2,204	1,675	47,650	47,700	2,232	1,788	2,414	1,857						
44,700	44,750	2,026	1,677	2,208	1,677	47,700	47,750	2,236	1,790	2,418	1,860						
44,750	44,800	2,029	1,679	2,211	1,679	47,750	47,800	2,239	1,792	2,421	1,864						
44,800	44,850	2,033	1,681	2,215	1,681	47,800	47,850	2,243	1,793	2,425	1,867						
44,850	44,900	2,036	1,683	2,218	1,683	47,850	47,900	2,246	1,795	2,428	1,871						
44,900	44,950	2,040	1,685	2,222	1,685	47,900	47,950	2,250	1,797	2,432	1,874						
44,950	45,000	2,043	1,687	2,225	1,687	47,950	48,000	2,253	1,799	2,435	1,878						

\* This column is also used by qualifying widow(er).



---

## WHERE TO GET FORMS, INFORMATION AND TAX ASSISTANCE



On the World Wide Web  
[www.tax.ri.gov](http://www.tax.ri.gov)



Telephone  
Information (401) 574 8829  
Forms (401) 574 8970




In person  
8:30am to 3:30pm

Free walk in assistance and forms are available Monday through Friday 8:30am to 3:30pm One Capitol Hill Providence, RI 02908 5800

The following non profit organizations operate Low Income Tax Clinics partially funded by the IRS which assist qualified individuals with tax problems. While this is not a recommendation or endorsement by the R.I Division of Taxation, the information below is supplied as a public service.

Rhode Island Tax Clinic, Inc. (401) 421 1040  
Rhode Island Legal Services, Inc. (401) 274 2652

---



**WANT YOUR REFUND FASTER?** Ask your preparer about electronic filing with direct deposit and get your refund weeks faster.

**DON'T HAVE A PAID PREPARER?** Free electronic filing is available through the Free File Alliance. Visit the IRS web site for details and links [www.irs.gov/efile](http://www.irs.gov/efile)

---

### Directions

#### From points south

Take 95 north to exit 23 (State Offices). At the end of the exit ramp, go straight through the traffic light onto State Street. Take your first right into the parking lots. The Department of Administration building is the second building on your left.

#### From points north

Take 95 south to exit 23 (State Offices). At the end of the exit ramp, you can only continue in one direction onto Charles Street. Take a left onto Ashburton Avenue (at the liquor store). This will lead you back onto Charles Street in the opposite direction. At the second traffic light, take a right onto Orms Street (at the Marriott). At the next traffic light, take a left onto State Street. Take your first right into the parking lots. The Department of Administration building is the second building on your left.

---

### RHODE ISLAND DIVISION OF TAXATION MISSION STATEMENT

To assess and collect all revenue that the legislature places under the control of the Tax Administrator in the most efficient and cost effective manner and to foster voluntary compliance with the tax laws by instilling public confidence through professional, impartial and ethical conduct.