


2010 Montana Form 2M

Individual Income Tax Forms and Instructions (Includes Form 2EC)

Tax Filing Deadline is April 15, 2011

***File Electronically for a
Faster Refund...***



Up to 10 Times Faster!

revenue.mt.gov/efile

*Thank you for filing your tax return. Use this booklet to file electronically or on paper.
Before you file your return, check our website for filing updates that may affect your Montana return.*

Montana Department of Revenue

 (866) 859-2254 (toll free) • (406) 444-6900 (Helena area) • (406) 444-2830 TDD

Dear Montana Taxpayers:

Thank you for filing your individual income tax returns—you do a great job! By working together, you help make Montana a great place to live, work and raise a family.

Your Montana Department of Revenue is committed to providing the best possible tax services to the citizens of our great state. That means providing you with convenient ways to file and pay your individual income taxes.

You can electronically file Form 2M—at no cost to you—through our Montana electronic filing service at <https://tap.dor.mt.gov>. You also can file traditionally with the paper form, use software that you purchase, use approved e-file vendors (found on our website at revenue.mt.gov), or visit a tax professional who is an *Authorized IRS E-file Provider*. In addition, you'll find no-cost options for tax filing and tax assistance at MontanaFreeFile.org.

We strongly encourage you to use electronic options to file your return and to pay your tax due or receive your refund. Electronic options are simple, secure and convenient.

As always, we promise to do the best that we can to provide you with the most accurate and timely assistance to help you file your tax returns. We work hard to ensure that all citizens and businesses pay their fair share of Montana taxes—no more and no less. Together, we're making our tax system work for all Montanans!

Best regards,

Dan Bucks, Director
Montana Department of Revenue

Your Tax Dollars at Work


The table to the right shows where your individual and corporate income tax dollars (about 14% of total state and local revenues) were spent in 2009. For the charts below, the left chart shows the sources of revenue for both state and local governments in Montana for 2008, the most recent year for which totals are compiled. The right chart shows state and local spending.

Where Your Income Tax Dollar Goes

Education	50%
Health and Human Services	20%
Public Safety and Corrections	13%
Transfers to Local Governments	5%
General Government Operations	8%
Other	4%
Total Spending	100%

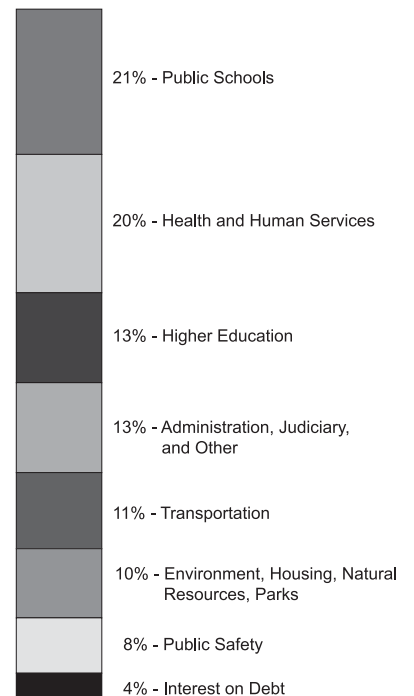
What are Montana's Public Revenues?

Total Montana State and Local Revenue, Fiscal Year Ending 2008



Where Do Your Public Dollars Go?

Total State and Local Spending in Montana, Fiscal Year Ending 2008





Go paperless. Go green.

There are more paperless options than ever before for you to file and pay your Montana taxes. And some of them are free. Whether you want to file on your own or through your favorite preparer, several options are available to fit your needs.

File Electronically

- **Montana Electronic Filing:** Fill out and directly file Montana individual income tax forms 2EC, 2, 2M and 2EZ for free. To file Form 2, you will need to register on Taxpayer Access Point (TAP). Watch our website for business returns we plan to add. Visit revenue.mt.gov.
- **Taxpayer Access Point (TAP):** This is a free electronic service for accessing your Montana tax account information, filing your return, paying your tax and much more. You'll need to register to access your account, and have to have previously filed in Montana. Visit <https://tap.dor.mt.gov>.
- **E-file with Tax Preparer or Online/Retail Software:** This is a cooperative program through the IRS and state revenue agencies. Authorized tax preparers can prepare and electronically file your federal and state tax returns at the same time. Depending on the services, there may be a fee. You can also use retail or online software to prepare and file your returns on your own. Visit revenue.mt.gov for a list of Montana approved software vendors. Or visit irs.gov for filing options.
- **Montana Free File:** This organization helps individual filers with free filing options. Visit montanafreefile.org for details.

Did you know?

- Direct deposit is available when you e-file, and most filers get their refunds within 5-7 business days.
- More than 70% of Montana individual income taxpayers file their taxes electronically.

Pay Electronically

- **Taxpayer Access Point (TAP):** See above for details.
- **Income Tax Express:** Pay current and past state individual income taxes and estimated taxes. Visit <https://app.mt.gov/ite>.
- **Business Tax Express:** This service allows you to electronically pay Montana state taxes for your business. Registration is required using state ePass. Visit <https://app.mt.gov/bustax>.

Electronic Filing and Payment Options at a Glance	Taxpayer Access Point ⁽¹⁾	E-file with tax preparer ⁽⁴⁾	E-file with online/retail software ⁽⁴⁾	Direct deposit refunds	Pay electronically ⁽⁵⁾
Filing status - Individual Income Tax					
First-time filer	No ⁽²⁾	Yes	Yes	Yes	Yes
Full-year resident	Yes	Yes	Yes	Yes	Yes
Part-year resident	Yes ⁽³⁾	Yes	Yes	Yes	Yes
Nonresident	Yes ⁽³⁾	Yes	Yes	Yes	Yes
Form type					
2EC - Elderly homeowner/ renter credit	Yes	Yes	Yes	Yes	NA
2 - Individual long form	Yes	Yes	Yes	Yes	Yes
2M - Individual intermediate form	Yes	Yes	Yes	Yes	Yes
2EZ - Individual short form	Yes	Yes	Yes	Yes	Yes
CLT-4 - Corporation	*	Yes	No	Yes	Yes
CLT-4S - S corporation	*	Yes	No	Yes	Yes
FID-3 - Estates and trusts	*	No ⁽⁶⁾	No	Yes	Yes
PR-1 - Partnership	*	Yes	No	Yes	Yes

(1) Free service for state returns only. Visit <https://tap.dor.mt.gov>.

(2) First-time filer can file forms 2M, 2EZ, and 2EC without registering on TAP. Visit revenue.mt.gov.

(3) Taxpayer Access Point only available if you have filed previously in Montana.

(4) Talk to your preparer, or visit revenue.mt.gov for a list of approved software vendors. This service is through the IRS Federal/State Electronic Filing program.

(5) Payment Service for state returns - Taxpayer Access Point: <https://tap.dor.mt.gov>; Business Tax Express: <https://app.mt.gov/bustax>; Income Tax Express: <https://app.mt.gov/ite>. Credit card charges may apply.

(6) Yes for IRS federal form. No for Montana form.

(*) Service planned, may not be currently available. Please check <https://tap.dor.mt.gov>.

Steps to Completing Your Return	
Step 1	Personal Information 2
Step 2	Exemptions 2
Step 3	Federal Adjusted Gross Income 3
Step 4	Montana Adjusted Gross Income and Taxable Income 4
Step 5	Tax and Nonrefundable Credits 7
Step 6	Payments and Refundable Credits 8
Step 7	Penalties, Interest and Contributions 9
Step 8	Amount You Owe or Your Refund 10
FAQs	Frequently Asked Questions 19

What's New	1
Getting Started	1
Instructions for Schedules	11
I Montana Itemized Deductions.....	11
II Montana Tax Credits	15
Instructions for Form 2EC, Elderly Homeowner/Renter Credit	17
Worksheets	25
II Tax Benefit Rule for Federal Income Tax Refund.....	25
IV Partial Pension and Annuity Income Exemption	26
V Standard Deduction	26
VI Qualified Mortgage Insurance Premiums.....	26
VII Calculation of Interest on Underpayment of Estimated Taxes - Short Method.....	27
VIII Taxable Social Security Benefits	28

For your convenience, there are two copies of the following forms at the back of this booklet.

- 2010 Montana Form 2M
- 2010 Montana Form 2M Schedules
- 2010 Montana Form 2EC

Where's My Refund?


revenue.mt.gov

Click on the Where's My Refund icon.

What's New for 2010?

• Easier to read Form 2M.

You will notice that the Form 2M has been updated so that it can be read better by both people and our equipment. We are using new equipment that reads paper tax returns in order to save costs for all Montanans. You can help us maximize savings on processing costs by:

- Using black or blue ink, and
- Not stapling or taping anything to the tax return, correspondence, documents, voucher or check.

Also, we ask that you organize your return information in the following order (although some items may not apply for you):

1. Check and voucher
2. Correspondence
3. Tax return
4. Schedules
5. Additional documents

• Automatic six-month extension to file

You can now receive an automatic six-month extension to file your Montana tax return—without applying for a federal extension. You are still required to pay extension tax payments, withholding tax, or a combination of both, equaling 90% of the current year's tax liability or 100% of the previous year's tax liability. For additional information, please see FAQ 9 on page 22.

• Revised definition of a dependent child

Beginning with the 2010 tax year, Montana law more closely follows the federal law for determining when a child can be claimed as a dependent. Please see the instructions for line 5c on page 2 for more information.

• New maximum gross income amount for a dependent

Beginning with the 2010 tax year, an individual who is not a qualifying child can have gross income up to the exemption amount and still be considered a dependent. Please see the instructions for line 5c on page 2 for a full explanation of the conditions that need to be met to claim an individual as a dependent.

• Change to refund interest for late returns

Beginning with tax year 2010, there will be a change to the amount of refund interest we may owe to you if you file your original tax return after the extended due date. If we do not issue your refund to you within 45 days, the interest will be calculated from the date we received your tax return, not the original due date.

• Increased pension and annuity income exemption

The 2009 Montana Legislature enacted a law impacting the pension and annuity income exemption. An inflation factor has been applied to both the pension and annuity income exemption and to the federal adjusted gross income threshold, increasing the amount of the exemption and slowing its phase-out. The exemption amount is \$3,640 and the federal adjusted gross income threshold is \$30,320 for this tax year. Please see the instructions for line 29 on page 5.

• Similarity of federal and state energy credits

The federal changes first effective in 2009 did not directly impact Montana's energy conservation installation credit. However, we know that the similarities and differences between the federal and state credits can be confusing. Therefore, we encourage you to visit recovery.mt.gov/revenue for additional information regarding the federal and state energy credits.

• Changes to the energy conservation installation credit

Our administrative rules were updated in 2010 to provide you with more information about the credit. One revision, effective July 1, 2010, adopted the federal energy credit standards for windows, water heaters, and some other items. Please see Form ENRG-C and the instructions for Schedule II, line 2 on page 15 for more information.

Getting Started

These simple steps will help you complete and file your Montana tax return.

- Complete your federal tax return.
- Determine if Montana Form 2M is right for you. See FAQ 2 on page 20.
- Decide if you will file electronically or use a paper tax return. This booklet is designed to help you file by whichever method you choose.
- If you file a paper return, remember to sign it.
- File your Montana tax return (include your payment, if taxes are due) by April 15, 2011. See FAQ 9 on page 22 for updated information about receiving an extension.
- When finished, please accept our thanks for a job well done!

Step 1. Personal Information

► Are you ready?

- Have any updated personal information.
- Determine which filing status is best for you.

► Did you...?

- Use blue or black ink if you are filing on paper.
- Ensure that the social security number you enter matches the number on your W-2(s).
- Mark the correct residency status.
- List your mailing address.
- Mark a filing status box.

Heading

Print your name, mailing address and social security number in the spaces provided. If you are married, enter your spouse's name and social security number.

If either the primary taxpayer or the spouse passed away during the tax year, enter the date of death in the field next to his or her name. Please include a copy of federal Form 1310.

Filing Status - (Check only one box)

Box 1 – Single

You can claim this filing status if on December 31, 2010, you:

- were single,
- were legally separated according to your state law under a decree of divorce or separate maintenance, or
- were widowed before January 1, 2010 and you did not remarry in 2010.

If you are married, you cannot file separate Form 2M returns. You will have to file a joint tax return with your spouse on Form 2M or 2EZ or file separately using Form 2.

Box 2 – Married Filing Jointly

You can claim this filing status if:

- you were married as of December 31, 2010, even if you did not live with your spouse at the end of 2010, or
- your spouse died in 2010 and you did not remarry in 2010, or
- you were married as of December 31, 2010 and your spouse died in 2011 before filing a 2010 tax return.

You and your spouse can file a joint tax return even though one of you has no income or deductions, but please note that both spouses have to sign the tax return.

Box 3 – Head of Household

You can qualify to file as head of household on your Montana tax return if you qualify for filing head of household for federal income tax purposes. When you use this filing status, include your federal Form 1040 or 1040A, pages 1 and 2, with your Montana tax return.

Box 4 – Full Year Resident

You can file this form if you (and your spouse, if you are married) were a resident of Montana for the entire year. To determine your residency status, refer to FAQ 3 on page 20.

Electronic Filers: Please be sure to save the tax information that you have entered.



Step 2. Exemptions (Lines 5a-5d)

► Are you ready?

- Have your dependents' social security numbers.

Line 5a – Yourself

Since you are allowed one exemption for yourself, we have placed an "X" in the first box on line 5a for you. Even if you are claimed as a dependent on another person's tax return, you are still entitled to your one personal exemption. You are also entitled to an additional exemption if you are age 65 or older at the end of the tax year, and an additional exemption if you are blind.

Line 5b – Spouse

If you are married and are filing jointly with your spouse, your spouse is entitled to one exemption. Your spouse is also entitled to an additional exemption if he or she is age 65 or older at the end of the tax year, and an additional exemption if he or she is blind.

Line 5c – Dependents

You can claim a dependent exemption for each person who qualifies as your dependent. Please complete the table on line 5c, listing each dependent's first name, last name, social security number and his or her relationship to you. If you have more than four dependents, you will need to include a separate list of these additional dependents and then include these additional dependents in the total on line 5c.

Beginning with the 2010 tax year, Montana closely follows the federal rules which define when a child can be considered a "qualifying child" and can be claimed as a dependent. Under the new law, a child who is under age 19 at the end of the year (or age 24 and a full-time student) and lived with you for more than half the year can be considered a dependent even if they have more

income than is otherwise allowed. A “qualifying child” must still receive more than half their support from you and they cannot file a joint return with their spouse. Please refer to federal Publication 501 for more information.

A person who meets the following requirements is considered your dependent for Montana income tax purposes. Since some of Montana’s dependency requirements are different from the federal dependency requirements, you will need to meet all the following requirements in order to claim a dependent on your Montana tax return.

Your dependent is a person:

- for whom you have provided more than half his or her support during the tax year, and
- who does not have gross income of more than \$2,130,
 - unless the dependent is a “qualifying child” according to the federal rules, and
- who is not filing a joint tax return with his or her spouse during the same tax year.

In addition to the requirements above, your dependent should be:

- a relative to you (or your spouse if you are filing a joint return) in one of the following ways:

Child	Mother	Aunt
Stepchild	Grandparent	Son-in-law
Grandchild	Stepfather	Daughter-in-law
Brother	Stepmother	Father-in-law
Sister	Nephew	Mother-in-law
Stepbrother	Niece	Brother-in-law
Stepsister	Uncle	Sister-in-law
Father		

or,

- an individual who for the tax year has shared your home as his or her principal home, and has been considered a member of your household, or
- an individual who:
 - is a descendant of your uncle or aunt, and
 - is receiving institutional care as a result of a physical or mental disability, and was a member of your household before receiving the institutional care.

Disabled Dependent Child Exemption

In addition to the dependent exemption above, you are entitled to an additional exemption for a child who is disabled. If your child is disabled and you qualify for this additional exemption, place an “X” in the “disabled” column in the row that you list your disabled child, and add an additional exemption to your total on line 5c.

- You are allowed this disabled child exemption if you meet all of the following requirements:
 - You provide more than half the disabled child’s support.
 - Your home is the disabled child’s principal home.
 - The disabled child has a permanent disability constituting a disability to 50% or more of the body as a whole. Deafness and blindness do not meet this requirement.
 - A licensed physician has certified the child’s disability.

If this is the first year that you are claiming the additional exemption for this child, you will need to include a physician’s certification of this qualifying disability with your tax return.

This physician’s certification filed with us during the first year of eligibility remains in effect in subsequent years and we do not require you to file it annually unless the circumstances of your disabled child change.

Line 5d

Add lines 5a through 5c and enter the total here.

Electronic Filers: Please be sure to save the tax information that you have entered.



Step 3. Federal Adjusted Gross Income (Lines 6-21)

► **Are you ready?**

- Have your 2010 federal tax return available.

► **Did you...?**

- Complete lines 10a, 11a, and 13a if they apply to you.

Lines 6 through 21

Your income on your Montana tax return begins with your federal adjusted gross income. On lines 6 through 21, enter the amount corresponding to your federal tax return Form 1040, 1040A, or 1040EZ.

Line 14 – Taxable Refunds, Credits or Offsets of State and Local Income Taxes

Enter here the same amount that you reported on your federal tax return. Your state refund is not taxable on your Montana tax return but you will need to include that state tax refund here and then report it as a subtraction from income on line 35 to calculate your Montana adjusted gross income.

Line 16

As of the printing of this tax booklet, the status of several expired federal provisions which affect this line and line 19 was not finalized. Montana law automatically follows the federal law for these provisions so, if federal legislation was passed extending the provisions, they also apply to your Montana return. Report on the Montana return the same amount reported on federal Form 1040, line 23 or Form 1040A, line 16.

Line 19

As of the printing of this tax booklet, the status of several expired federal provisions which affect this line and line 16 was not finalized. Montana law automatically follows the federal law for these provisions so, if federal legislation was passed extending the provisions, they also apply to your Montana return. Report on the Montana return the same amount reported on federal Form 1040, line 34 or Form 1040A, line 19.

Line 21 – Federal Adjusted Gross Income

Subtract line 20 from line 15 and enter the result here. This amount should correspond to the amount of the federal adjusted gross income that you reported on your federal tax return Form 1040, 1040A, or 1040EZ.

Step 4. Montana Adjusted Gross Income (Lines 22-37)

► Are you ready?

- Have Worksheet II filled out if you had a federal tax refund in 2010 and you itemized deductions on your Montana return in 2009.
- Have Worksheet IV filled out if you have taxable income from a pension or annuity on line 10b or 11b.
- Have information about your Montana medical savings account if you used the account this year.
- Have information about any federal interest or dividends from bonds, notes or obligations.
- Have the amount of any income from tips.

► Did you...?

- Fill out Worksheet VIII if you have taxable income from social security or Tier I Railroad Retirement.

Additions – Lines 22 through 25

You may need to add additional items of income to your federal adjusted gross income in order to arrive at your Montana adjusted gross income. Enter the following items of income on the appropriate line.

Line 22 – Interest and Mutual Fund Dividends from State, County or Municipal Bonds from Other States

Enter the interest and mutual fund dividend income that you received from bonds and obligations of another state, territory, or political subdivision of another state (county, municipality, district, etc.).

Line 23 – Taxable Federal Refund

If you received a 2009 federal income tax refund in 2010 and you claimed federal income taxes paid as an itemized deduction on your 2009 Montana income tax return, you may need to report a portion or all of your federal refund as income on your 2010 Montana tax return.

To the extent that the federal tax deduction that you claimed on your 2009 Montana income tax return reduced the amount of your 2009 Montana income tax liability, any subsequent refunds from this deduction are considered income in the year that you received them.

You will need to complete Worksheet II, Tax Benefit Rule for Federal Income Tax Refund, found on page 25 of this booklet to determine whether your federal income tax refund is taxable in 2010, unless one of the following scenarios applies to you:

- If you claimed the Montana standard deduction when you filed your 2009 Montana return (instead of itemized deductions) in 2010, none of your federal income tax refund is taxable and you do not need to complete Worksheet II.
- Your deduction for federal taxes paid in 2009 may have been limited on your Montana tax return to \$5,000 (\$10,000 if filing a joint return). Because of this limitation, your refund may or may not be taxable. A simple way to check this is to subtract the refund that you received in 2010 from the total federal income taxes paid in 2009 (Form 2, Schedule III, lines 7a through 7d or Form 2M, Schedule I, lines 7a through 7d). If the result is more than \$5,000 (\$10,000 if you filed a joint return), none of the refund is taxable and you do not need to complete Worksheet II. If the result is less than \$5,000 (\$10,000 if you filed a joint return), please complete Worksheet II to determine whether your federal income tax refund is taxable.

Line 24 – Addition to Federal Taxable Social Security

Your social security benefits taxable to Montana may be different from the amount of taxable benefits that you reported on Form 2M, line 13b. You should determine your Montana taxable social security benefits by completing Worksheet VIII, Taxable Social Security Benefits, found on page 28 of this booklet. Before you can complete your social security worksheet, you will need to complete your partial pension and annuity income exemption worksheet, Worksheet IV, found on page 26 of this booklet.

If, after you have completed your social security worksheet, you find that your social security benefits taxable to Montana are greater than those that you reported on Form 2M, line 13b, enter that difference on this line. If your social security benefits taxable to Montana are less than those that you reported on line 13b, you should report that difference as a subtraction from federal adjusted gross income on line 33.

Line 25 – Medical Care Savings Account Nonqualified Withdrawals

Your nonqualified withdrawal from a Montana medical care savings account is a withdrawal that you made during the tax year for any purpose other than to pay for eligible medical expenses or long-term care. You can refer to Montana Form MSA for detailed instructions. You should report any nonqualified withdrawals from your Montana medical care savings account as an addition to federal adjusted gross income on this line.

Please note that you may also be charged a penalty for making any nonqualified withdrawal. See the instructions for Form 2M, line 59, page 9 and on Montana Form MSA for the Montana medical care savings account 10% penalty.

Subtractions – Lines 27 through 35

Line 27 – Exempt Interest and Dividends from Federal Bonds, Notes and Obligations

If you have received interest on United States government obligations and mutual fund dividends attributable to that interest, you can subtract these amounts from your federal adjusted gross income as long as they are included in your federal adjusted gross income on Form 2M. In addition, if you received interest on obligations from U.S. territory or government agency obligations that are specifically exempt by federal law or any mutual fund dividends attributable to this interest, you can subtract these amounts from your federal adjusted gross income as long as they are included in your federal adjusted gross income on Form 2M.

Interest on obligations that are only guaranteed by the United States government is not tax exempt. If you have received interest or mutual fund dividends attributable to Government National Mortgage Association (Ginnie Mae) bonds, Federal National Mortgage Association (Fannie Mae) bonds or Federal Home Loan Mortgage Corporation (FHLMAC) securities, you cannot subtract this interest or mutual fund dividends.

United States obligations that are exempt include:

- Series E, EE, F, G and H savings bonds
- U.S. treasury bills
- U.S. government notes
- U.S. government certificates

Please refer to your federal Form 1099-DIV to determine what percentage of your dividends qualifies for this exemption.

Line 28 – Exempt Unemployment Compensation

If you have received unemployment benefits from Montana or from another state, these benefits are not taxable to Montana. If you reported taxable unemployment benefits on Form 2M, line 12, enter the same amount of these benefits on this line.

Line 29 – Partial Pension and Annuity Income Exemption

If you have reported taxable retirement income on your Form 2M, lines 10b and/or 11b, you may be entitled to a partial exemption of this income. Before you determine if any of this retirement income is excluded, you should first determine if any of this income is from Tier II Railroad Retirement benefits. If so, your Tier II benefits are 100% exempt from Montana taxation. You should exclude your entire taxable Tier II Railroad Retirement benefits on this line. Any remaining amount of pension and annuity income is then used to determine the partial pension and annuity income exemption.

Premature distributions and early withdrawals of your retirement income do not qualify for the retirement income exemption. Early distributions which required payment of the federal 5% or 10% additional tax do not qualify for this exemption. Also, if you have received a disability pension, which is identified as a distribution code 3 on your federal Form 1099-R, you should use Montana Form DS-1, 2010 Disability Income Exemption, to determine your deduction instead of the retirement income exemption.

If you have received retirement income other than Tier II Railroad Retirement benefits or premature distributions and early withdrawals, you should complete Worksheet IV on page 26 to determine the amount of your exemption. Your retirement exemption is limited to the lesser of your taxable retirement income that you have received or \$3,640, as long as your federal adjusted gross income is \$30,320 or less and you are filing as a single taxpayer, filing jointly with your spouse and only one of you has taxable retirement income, or filing as head of household. If you are filing jointly with your spouse, both of you have retirement income, and your federal adjusted gross income is \$30,320 or less, you both can exempt the lesser of your taxable retirement income that you receive personally, or \$3,640 each for a maximum of \$7,280.

When your federal adjusted gross income exceeds \$30,320, your retirement exemption is reduced \$2 for every \$1 that your federal adjusted gross income is over \$30,320. For example, if your federal adjusted gross income is \$31,320, your retirement exemption is \$1,640 ($\$3,640 - (\$1,000 \times \$2) = \$1,640$). You are not entitled to this retirement income exemption if your federal adjusted gross income is greater than \$32,140 ($\$3,640 - (\$1,820 \times \$2) = \0) if you are filing single, married filing separately or head of household. If you are married and filing jointly and both spouses have retirement income, then your retirement exemption is phased out when your federal adjusted gross income is greater than \$33,960, because your maximum

retirement exemption is \$7,280 $((\$3,640 - (\$1,820 \times \$2)) + (\$3,640 - (\$1,820 \times \$2))) = \$0$. You should complete Worksheet IV on page 26 to determine your partial pension and annuity income exemption.

Line 30 – Partial Interest Exemption for Taxpayers 65 and Older

If you are single and are age 65 or older at the end of 2010, you can exempt up to \$800 of the interest income that you reported in your Montana adjusted gross income.

If you are married and are filing a joint tax return with your spouse and at least one of you is age 65 or older at the end of 2010, you can exempt up to \$1,600 of the interest income that you reported in your Montana adjusted gross income.

For the purpose of this exemption, when you determine the amount of your interest income, you should consider distributions commonly called dividends on deposits or share accounts as interest. Under no circumstances can you exempt more interest income than what you have reported in your Montana adjusted gross income.

Line 31 – Exemption for Certain Taxed Tips and Gratuities

You can subtract from your federal adjusted gross income any tips and gratuities that you have received from customers while you worked in the food, beverage or lodging industry that you reported as part of your federal adjusted gross income. All other tips and gratuities that you received for providing services in other types of businesses—such as hair stylists, paper carriers and river guides—are not excluded from your federal adjusted gross income in arriving at your Montana adjusted gross income.

Line 32 – Exempt Medical Care Savings Account (MSA) Deposits and Earnings

To determine your Montana adjusted gross income, you can subtract from your federal adjusted gross income the amounts that you deposited into a Montana medical care savings account. Please don't confuse this Montana MSA with the federal health savings account (HSA) that is deductible on Form 2, line 26—you are allowed to participate in both programs. See your federal income tax instructions for information on your federal HSA.

Your Montana medical care savings account provides you with the opportunity to exclude from your Montana adjusted gross income up to \$3,000 plus accumulated interest or other earnings on these funds annually. If you are married filing jointly with your spouse or married filing separately with your spouse, both of you can qualify for your own Montana MSA and you each can exclude up to \$3,000 plus accumulated interest or other earnings on this account annually. To qualify for this exclusion, you will need to establish a separate account that is owned by you alone and is not jointly held with your spouse or any other individuals. In addition, you cannot commingle other funds with this account. Once these funds are excluded from

Montana adjusted gross income, they can be withdrawn only for the payment of qualified medical expenses for yourself, your spouse or your qualified dependent. Any of these funds withdrawn for other purposes are subject to tax in the year that they are withdrawn and they also may be subject to a 10% penalty if they are withdrawn on any day other than the last business day of the year.

For further instructions on the Montana medical care savings account, see Montana Form MSA. When you claim this exclusion, you will need to include a copy of Form MSA with your tax return.

Line 33 – Subtraction from Federal Taxable Social Security/Tier I Railroad Retirement

Your social security benefits taxable to Montana may be different from the amount of taxable benefits that you reported on Form 2M, line 13b. You should determine your Montana taxable social security benefits by completing Worksheet VIII, found on page 28 of these instructions.

If after you have completed your social security worksheet, you find that your social security benefits taxable to Montana are less than those that you reported on Form 2M, line 13b, enter that difference as a subtraction from federal adjusted gross income on this line. If your social security benefits are greater than those that you reported on line 13b, you should report that difference as an addition to federal adjusted gross income on Form 2M, line 24.

Line 34 – Subtraction for Federal Taxable Tier II Railroad Retirement

When you determine your Montana adjusted gross income, you can subtract your taxable Tier II Railroad Retirement benefits included on Form 2M, line 11b from your federal adjusted gross income. Your taxable pension and annuity income may include your taxable portion of Tier II Railroad Retirement benefits that are paid by the Railroad Retirement Board. These benefits are 100% exempt from Montana income tax.

Line 35 – Federally taxable refunds, credits or offsets of state income taxes

If you are required to include your state income tax refund in your federal adjusted gross income on Form 2M, line 14, you can exclude this amount on this line. Montana income tax refunds and income tax refunds received from another state are not taxable to Montana.

Line 37 – Montana Adjusted Gross Income

Add lines 21 and 26, then subtract line 36; enter the result here. This is your Montana adjusted gross income.

Electronic Filers: Please be sure to save the tax information that you have entered.



Step 4. Taxable Income (Lines 38-42)

► Are you ready?

- Have your receipts and supporting documents for deductible expenses, such as:
 - medical expenses
 - federal income tax payments
 - property taxes
 - vehicle registration
 - mortgage interest and points
 - charitable contributions

► Did you...?

- Check the correct box on line 39 to show either “standard deduction” or “itemized deductions.”

Line 39 – Standard or Itemized Deductions

In most cases, your state income tax will be less if you take the larger of either your itemized deductions or the standard deduction.

When you claim your standard deduction or itemized deductions, remember to check the box on line 39 that identifies which method you are using. If you do not check the appropriate box, this will delay the processing of your return.

- **Standard Deduction**
To calculate your standard deduction, complete Worksheet V, on page 26.
- **Itemized Deductions**
To figure your itemized deductions, complete Form 2M, Schedule I. You can find the instructions for Form 2M, Schedule I on page 11 of this instruction booklet.

Line 41 – Exemption

You are entitled to at least one exemption (your own). Multiply \$2,130 times the number of exemptions that you have claimed on Form 2M, line 5d and enter the result here.

Line 42 – Taxable Income

To compute your taxable income, subtract line 41 from line 40 and enter the result here.

Electronic Filers: Please be sure to save the tax information that you have entered.



Step 5. Tax and Nonrefundable Credits (Lines 43-47)

► Are you ready?

- Review Schedule II to see if any credits apply to you and assemble the records you will need.

Line 43

Compute your tax using the tax table below. The tax table is also on Form 2M, page 4.

2010 Montana Individual Income Tax Table				
If Your Taxable Income Is More Than	But Not More Than	Multiply Your Taxable Income By	And Subtract	This Is Your Tax
\$0	\$2,600	1% (0.010)	\$0	
\$2,600	\$4,600	2% (0.020)	\$26	
\$4,600	\$6,900	3% (0.030)	\$72	
\$6,900	\$9,400	4% (0.040)	\$141	
\$9,400	\$12,100	5% (0.050)	\$235	
\$12,100	\$15,600	6% (0.060)	\$356	
More Than \$15,600		6.9% (0.069)	\$496	

Line 44 – Capital Gains Tax Credit

You can claim a capital gains tax credit against your Montana income tax of up to 2% of your net capital gains. Your net capital gains is the amount you reported on Form 2M, line 9. This credit is nonrefundable—it is applied directly against your income tax liability and it cannot reduce this liability below zero. This credit is applied before any other credits and cannot be carried back or carried forward.

Line 46 – Nonrefundable Credits

Enter the amount from Form 2M, Schedule II, line 6.

There are three categories of credits available on your Montana tax return. We have listed the six credits that can be used when filing Form 2M. However, the Montana Legislature has authorized 27 different income tax credits. See Montana Form 2, Schedule V for a list and description of these 27 tax credits that are available. If you are eligible for any of the other credits not listed on Form 2M, Schedule II, you will have to file Montana Form 2 instead of Form 2M. With the exception of the capital gains tax credit, which is required to be applied before any other credit (refer to Form 2M, line 44), you are not required to apply any of the other tax credits in a particular order.

Form 2M

- **Nonrefundable single-year credits**

Your nonrefundable single-year credits can only be used to offset your 2010 resident tax after capital gains tax credit and cannot reduce your tax liability below zero. The unused portion of your nonrefundable single-year credits that exceeded your 2010 income tax liability are lost and cannot be used in future years.

You may be eligible for one or more of the 9 nonrefundable single-year credits that are available on Montana tax returns. However, only three are available when you elect to file Form 2M.

- **Nonrefundable carryover credits**

Your nonrefundable carryover credits can be used to offset your 2010 resident tax after capital gains tax credit and cannot reduce your tax liability below zero. Your excess nonrefundable carryover credits that were not applied against your 2010 income tax liability can be carried forward and used to offset future year tax liabilities.

You may be eligible for one or more of the 13 nonrefundable carryover credits that are available on Montana tax returns. However, only the alternative energy systems credit and adoption credit are available when you elect to file Form 2M.

Electronic Filers: Please be sure to save the tax information that you have entered.



be reported on this line. If you had tax withheld for these reasons, you cannot file Form 2M and should instead file Form 2.

Line 49 – Estimated Tax Payments

If you have made estimated income tax payments for tax year 2010, enter the amount of these estimated tax payments. Include in this amount the 2009 refund that you requested us to apply to your 2010 estimated income tax payments. Do not include in this total any income taxes paid for a previous year since these are not estimated taxes paid for tax year 2010.

Line 50 – Extension Payment

If you paid an extension payment on or before April 15, 2011 in order to qualify for an automatic six-month extension to file your income tax return, enter that amount on this line. To determine whether you need to make an extension payment, complete the Extension Payment Worksheet, Montana Form EXT-10.

Line 51 – Elderly Homeowner/Renter Credit

Your refundable credits are applied against your income tax liability with any unused credit refunded to you.

You may be eligible for one or more of the five refundable credits that are available on Montana tax forms. However, only the elderly homeowner/renter tax credit is available when you file Form 2M.

Complete Form 2EC to determine the amount of your elderly homeowner/renter tax credit that you need to enter on this line. Refer to the section of instructions on Montana tax credits found on page 17 for a detailed explanation of this refundable credit.

Amended Return

Use lines 52 and 53 only when filing an amended return. If you are filing an original tax return, proceed to line 54.

Line 52 – Payments with Original Return

Enter any payments made when you filed your original return and any subsequent payments that were applied to your 2010 tax liability.

Line 53 – Previously Issued Refunds

Enter any refunds previously issued to you. This includes refunds that may have been applied to another debt such as a prior tax year or child support debt. Do not include the overpayment amount you requested to be applied to your 2011 estimated tax payments.

Line 54 – Total Payments

Add lines 48 through 52, and then subtract line 53. Enter the result here. This is your total payments and refundable credits.

Step 6. Payments and Refundable Credits (Lines 48-56)

► Are you ready?

- Have all of your information about payments you made for this tax year.
- Have your Form W-2(s).
- Have your Form 1099(s) if it shows any tax withheld.
- Have Form 2EC filled out if you are entitled to the elderly homeowner/renter credit

Line 48 – Montana Income Tax Withheld

Enter the amount of the Montana income tax withheld from your income and reported in Box 17 of your federal Form W-2, or in Box 10 of your federal Form 1099-R. When you claim Montana income tax withheld, you are required to include with your tax return a copy of your withholding statement(s) (federal Forms W-2 or 1099-R).

Montana mineral royalty tax withheld from Montana mineral royalties or income tax withheld as a result of an ownership interest in a pass-through entity (Form PT-WH) cannot

Line 55 – Tax Due

If line 47 is greater than line 54, subtract line 54 from line 47. This is your tax due.

Line 56 – Tax Overpaid

If line 54 is greater than line 47, subtract line 47 from line 54. This is your tax overpaid.

Electronic Filers: Please be sure to save the tax information that you have entered.



Step 7. Penalties, Interest and Contributions (Lines 57-61)

▶ Are you ready?

- Have the amounts of any payments for this tax year.

▶ Did you...?

- Check the instructions about extensions to see if you owe a late file penalty.

Line 57 – Interest on Underpayment of Estimated Taxes

You are required to pay your income tax liability throughout the year. You can make your payments through employer withholding, installment payments of estimated taxes or a combination of both.

If you did not pay in advance at least 90% of your 2010 income tax liability (after applying your credits) or 100% of your 2009 income tax liability (after applying your credits), you may have to pay interest on the underpayment of your estimated tax.

To calculate your interest, please complete either Worksheet VII that is on page 27 of these instructions or Form EST-I, 2010 Underpayment of Estimated Tax by Individuals, Estates and Trusts. You can access this form by visiting our website at revenue.mt.gov or by calling us toll free at (866) 859-2254 (in Helena, 444-6900).

Line 58 – Late File Penalty, Late Payment Penalty and Interest

• **Late File Penalty**

If you file your tax return after April 15, 2011—or October 17, 2011 with a valid extension (October 15 is a Saturday)—you will need to pay a late file penalty if there is tax due on line 55. The penalty is equal to the lesser of \$50 or the amount of tax you owe. You do not have to pay a late file penalty if you are filing your tax return late and you have a refund.

To calculate your late file penalty, compare the amount on line 55 to \$50. Your late file penalty is the lesser of these amounts.

• **Late Payment Penalty**

If you have not paid all of your income tax liability by April 15, 2011, you will need to pay a late payment penalty. Your late payment penalty is equal to 1.2% per month or part of a calendar month on the unpaid balance from April 15, 2011 until it is paid. For example, if you do not pay your tax due until May 10, 2011, your late payment penalty will be 2.4% (two parts of a month x 1.2%) of the unpaid tax. Please remember that an extension to file your tax return does not give you an extension to pay your tax.

To calculate your late payment penalty, multiply the amount on line 55 by 1.2% per month or part of a calendar month that your payment is late. In no instance will your late payment penalty exceed 12% (10 months x 1.2%) of the unpaid tax.

• **Interest**

If you have not paid 100% of your income tax liability by April 15, 2011, you will have to pay 8% annual interest, computed daily, on the amount you still owe. Remember, an extension of time to file your return does not extend the due date for paying your income tax. Interest accrues from the original due date of your return.

To calculate your interest, multiply the amount on line 55 by 0.02192% (0.0002192) times the number of days after April 15, 2011 that your tax is unpaid.

As with the late payment penalty, an extension of time to file your return does not extend the due date for paying your income tax. Interest accrues from the original due date.

If you owe more than one of the items listed above, enter each amount you owe on the following worksheet.

Type	Amount
Late file penalty	
Late payment penalty	
Interest	
Total	

Enter the total on Form 2M, line 58. (You may wish to keep this information as part of your records for future reference.)

Line 59 – Medical Care Savings Account 10% Penalty

If you withdrew funds from your medical care savings account for purposes other than to pay for eligible medical costs, you are required to pay a 10% penalty on this withdrawal unless you made this withdrawal on the last

business day of your business year, which is the last weekday in December. Complete the penalty calculation on Montana Form MSA, 2010 Medical Care Savings Account. Enter the amount of the penalty on this line and include a copy of Form MSA with your tax return.

Line 60 – Montana Voluntary Check-Off Contribution Programs

Montana law provides you with the opportunity to contribute, via your income tax return, to the following programs. You can contribute any amount to any of these four programs. Your contribution will increase the amount you owe or reduce the amount of your refund.



Line 60a – Nongame Wildlife Program

Your contributions to this program are used to ensure the well-being of Montana's watchable wildlife species, such as eagles, herons, bluebirds, great horned owls, loons, chipmunks, pikas, flying squirrels and painted turtles.



Line 60b – Child Abuse Prevention Program

Your contributions to this program fund services and activities related to the prevention of child abuse and neglect. In addition, if you enclose a separate check with your timely filed tax return, you are allowed to take an itemized deduction for the amount of the contribution on the tax return you are filing with this contribution.



Line 60c – Agriculture in Montana Schools Program

Your contributions to this program fund the development and presentation of educational programs. This program ensures Montana's young people have a better understanding of agriculture in our state and how it relates to the rest of the world.



Line 60d – Montana Military Family Relief Fund

Your contributions to this program help provide funding for grants that aid Montana families in defraying the costs of food, housing, utilities, medical services and other expenses when a wage earner has been called to active military duty.

Line 61 – Total Penalties, Interest and Contributions

Add lines 57 through 60 and enter the result on this line. This is your total penalties, interest and check-off program contributions.

Electronic Filers: Please be sure to save the tax information that you have entered.



Step 8. Amount You Owe or Your Refund (Lines 62-65)

► Are you ready?

- Have information about your checking or savings account if you will be receiving a refund and would like the money to be direct-deposited.

► Did you...?

- Get a confirmation that your Montana return was received, if you are filing electronically.
- Sign your tax return if you are filing on paper. Have your spouse sign the return if you are married filing a joint return.
- Include Schedules I and II if you filled those out.

Line 62 – Amount You Owe

If you have tax due (amount on line 55), add lines 55 and 61 OR, if you have a tax overpayment (amount on line 56) and it is less than line 61, subtract line 56 from line 61. This is the amount you owe.

You can pay the amount you owe by:

- Electronic funds withdrawal when e-filing your joint federal/state tax return.
- E-check or credit card online—if you wish to pay the amount that you owe by e-check or credit card, please visit our website at revenue.mt.gov. You will have two options: 1) you can access your Montana tax account or 2) go to Online Services for Individuals, File and Pay Taxes. There is no fee for an e-check payment; a small fee is applied for a credit card payment.
- Personal check, money order, or cashier's check—please use the voucher that we have provided with this income tax booklet. Make your check payable to the Montana Department of Revenue. Please sign your check, and write your social security number and "Tax Year 2010" on the memo line.

If you cannot pay the entire amount that you owe with your tax return, we encourage you to file your tax return timely

and pay as much as you can. By filing and paying as much as you can by April 15, 2011, you may not have to pay a late file penalty and you can reduce the amount of your late payment penalty and interest. If you need to establish a payment plan, please call us toll free at (866) 859-2254 (in Helena, 444-6900) as soon as possible to discuss your payment options and make arrangements.

Line 63 – Your Overpayment

If you have a tax overpayment (amount on line 56) and it is greater than line 61, subtract line 61 from line 56 and enter the result on this line.

Line 64

Enter the amount of your overpayment from line 63 that you want to be applied to your 2011 estimated taxes.

Line 65 – Your Refund

Subtract line 64 from line 63 and enter the result on this line. This is the amount of your refund. Only refunds more than \$1.00 will be issued.

If you would like to use direct deposit, enter your financial institution's routing number (RTN#) and your account number (ACCT#) in the space provided. Your routing number will be nine digits and your account can be up to 17 characters, including numbers and letters. Mark whether your account is a checking or savings account and if your refund will go to a bank outside of the United States and its territories (Midway Islands, Puerto Rico, American Samoa, US Virgin Islands, Federated States of Micronesia and Guam).

If your financial institution does not accept the direct deposit, we will mail you a refund check.

A sample of a personal check is provided for your convenience.

John Taxpayer
Jane Taxpayer
23 Main Street
Anyplace, MT 59000
Pay to the
Order of _____ \$ 1234
Dollars

Anyplace Bank
Anyplace, MT 59000

Routing Number: 123456789
Account Number: 9876543210

Do not include the check number in the account number

Electronic Filers: Please be sure to save the tax information that you have entered.



Schedule I. Montana Itemized Deductions

You should use Form 2M, Schedule I, to calculate your itemized deductions, but remember that your Montana itemized deductions may be different from your federal itemized deductions. There are federal deductions that

are not allowed on your Montana tax return and state deductions that are allowed only on the Montana tax return.

Line 1 – Medical and Dental Expenses

Enter your medical expenses paid in 2010 after you have deducted from these expenses any payments that you received from your insurance company or other sources. These expenses are the same medical and dental expenses that are allowed under the Internal Revenue Code with the exception of the following expenses that are not deductible on line 1:

- Medical insurance and long-term care insurance premiums paid in 2010 that are claimed as a deduction on Form 2M, Schedule I, lines 5 and 6.
- Medical expenses paid with funds withdrawn from your Montana medical care savings account.

Lines 2 and 3

Your medical and dental expenses reported on Schedule I, line 1, should be reduced by 7.5% of your Montana adjusted gross income. Enter on line 2, the amount that you reported on Form 2M, line 38. Multiply the amount on line 2 by 7.5% (0.075) and enter the result on Schedule I, line 3.

Line 4 – Deductible Medical and Dental Expenses

Subtract line 3 from line 1 and enter the result on this line, but do not enter an amount less than zero. This is your allowable deduction for medical and dental expenses.

Line 5 – Medical Insurance Premiums

If you pay your own medical insurance premiums for coverage for yourself and your family, you may be eligible to deduct 100% of these medical insurance premiums. The supplemental part of Medicare insurance (Medicare B) and the premiums you pay for Medicare Part D insurance from your social security benefits are 100% deductible on this line.

To qualify to deduct 100% of your medical insurance premiums, you have to meet the following criteria:

- Your premiums have to be paid for health and medical insurance coverage. Your life insurance premiums are not deductible.
- Your premiums cannot have been paid through a federal or state medical care savings account, such as the federal Health Savings Account or the Montana Medical Care Savings Account.
- Your premiums cannot have been paid through an employer health benefit cafeteria plan in which your premium payments are considered “pre-tax” payment and therefore not subject to federal or state income tax withholding, federal social security or federal Medicare payments. If you are unsure whether your employer has a health benefit cafeteria plan, you may want to check with your employer’s payroll office to determine whether your

medical insurance premiums are covered by a health benefit cafeteria plan.

- Medicare taxes that are withheld from your wages or paid as part of your self-employment tax are not deductible on this line.

Line 6 – Long-term Care Insurance Premiums

You may be eligible to deduct 100% of the long-term care insurance premiums that you paid. You have to meet the following criteria:

- Your premiums have to be for long-term care policies that provide coverage primarily for any qualified long-term care service that provides for the necessary diagnostic, preventive, therapeutic, curing, treating, mitigating, and rehabilitative service and personal care that is required for a chronically ill individual who is under the prescribed care of a licensed health care practitioner.
- The long-term care policies have to be for the benefit of you, your dependents, your parents or your grandparents.
- Your premiums cannot have not been deducted elsewhere on your tax return when you determined your Montana adjusted gross income.
- Your premiums cannot have been included as qualified elderly care expenses when you claimed the elderly care credit that you reported on Schedule II, line 3.

Lines 7a through 7e – Federal Income Tax Deduction

Montana allows federal income taxes paid during the year as an itemized deduction. This does not include any state income taxes you may have paid to Montana or any other state even if you were able to deduct them on your federal return. Additionally, this does not include any self-employment taxes you have paid during the year.

The amount you can claim may be limited based on your filing status. See the instructions for line 7e.

Complete lines 7a through 7e if you are claiming a deduction for federal income taxes paid in 2010.

Line 7a – Federal Income Tax Withheld

Enter the total amount of the federal income tax withheld that was reported to you on your federal Form(s) W-2 and/or 1099. Do not include in this total the amount of the self-employment tax that you paid.

Line 7b – Federal Estimated Tax Payment Paid in 2010

Enter the total amount of the federal estimated income tax payments that you made in 2010. When you claim federal estimated tax payments, you should include a copy of your federal Form 1040 or 1040A, pages 1 and 2.

Line 7c – 2009 Federal Income Taxes Paid in 2010

Enter the balance of the total amount of the 2009 federal income tax that you paid in 2010.

Line 7d – Other Back Year Federal Income Taxes Paid in 2010

Enter the total amount of additional back year federal income taxes that you paid in 2010. For example, you may have paid additional 2007 federal income taxes in 2010.

Line 7e – Federal Income Tax Deduction

Add lines 7a through 7d. If the result is less than \$10,000 and you file your Montana return jointly with your spouse, or the result is less than \$5,000 and you file your return using another filing status, enter the result.

If the result is more, your federal tax deduction is limited as follows:

- If your filing status is single, married filing separately or head of household, you should deduct the lesser of \$5,000 or the sum of lines 7a through 7d.
- If you file your Montana tax return jointly with your spouse, your federal income tax deduction is limited to the lesser of \$10,000 or the sum of lines 7a through 7d.

Line 8 – Real Estate Taxes Paid in 2010

Enter any real estate taxes that you paid in 2010 on real estate that you own and that was not used for business. If you apply for the elderly homeowner/renter credit, do not confuse this amount with the amount of your property tax billed that is used to determine the amount of your elderly homeowner/renter credit. See Montana Form 2EC for information on the Montana elderly homeowner/renter credit on page 17 of these instructions.

Line 9 – Personal Property Taxes Paid in 2010

Enter any personal property taxes that you paid in 2010. Only personal property taxes that are based on value and charged on a yearly basis are deductible, with one exception.

The exception is the Montana light vehicle registration fee which is deductible even though it is based not on the vehicle's value, but on the age of the vehicle. However, any light vehicle registration fee that you pay to another state is not deductible on your Montana tax return. The taxes and fees that are listed on your Montana vehicle registration receipt that are deductible on this line include light vehicle registration fee (LVREG) and any county option tax (COOPT) assessed by the county where the vehicle is registered.

Line 10 – Other Deductible Taxes

Enter any other deductible taxes that you paid in 2010 and that you did not report on lines 7a through 9. When you

claim these other deductible taxes, list on this line the type and amount of tax that you paid.

Taxes you may be able to deduct include generation-skipping transfer taxes imposed on income distributions, environmental taxes imposed under section 59A of the Internal Revenue Code and taxes paid to a foreign country. Please note that you can only deduct foreign taxes on your Montana tax return if you elected to claim them as a deduction on your federal tax return.

You cannot take a deduction on your Montana individual income tax return for the following taxes that you paid in 2010: state income, federal excise, social security, Medicare, gasoline, lodging, alcoholic beverage, cigarette, tobacco or selective sales taxes. Also, you cannot take a deduction for certain license fees paid in 2010—such as hunting, fishing or driver's license fees.

Line 11 – Home Mortgage Interest

Enter your home mortgage interest and points allowed by federal law that were reported to you on your federal Form 1098.

Line 12 – Home Mortgage Interest Not Reported on Federal Form 1098

Enter any home mortgage interest that you paid that was not reported on your federal Form 1098. If you bought your home from another person, write that person's name, social security number and address in the space provided.

Line 13 – Points Not Reported to You on Federal Form 1098

Enter any points that you paid that were not reported to you on federal Form 1098.

Line 14 – Qualified Mortgage Insurance Premiums

Individuals who entered into a contract issued after December 31, 2006 for qualified mortgage insurance are allowed to claim the premiums paid during the year as an itemized deduction. Qualified mortgage insurance means insurance provided by the Veterans Administration, the Federal Housing Administration, the Rural Housing Administration or private mortgage insurance. In order to be eligible, the loan must have been issued after 2006 for you to buy or build your primary residence and the loan must be secured by that residence. Insurance on a loan not used to build or buy a residence, such as an equity loan used to consolidate debt, is not eligible even if the loan is secured by your residence. Mortgage insurance premiums you paid or accrued after December 31, 2006, or that are properly allocable to any period after December 31, 2006 are deductible as home mortgage interest.

The deduction amount you can claim on your Montana tax return is the same amount you can claim on your federal tax return. If you did not itemize your deductions on your federal return, complete Worksheet VI, Qualified Mortgage Insurance Premiums Deduction, on page 26 to determine the amount you can deduct.

Line 15 – Investment Interest

Enter the investment interest deduction that you computed on your federal Form 4952. You cannot use your interest expense that is related to exempt income when you compute your investment interest deduction.

Line 16 – Contributions Made by Cash or Check

The charitable contributions allowed as a deduction in computing your net income for Montana income tax purposes are those same contributions allowed as a deduction for federal income tax purposes—with the following exceptions:

- Your contributions made in 2010 to the Montana veterans' service special revenue account or the Montana state veterans' cemetery program, or the surcharge you paid for purchasing Montana patriotic specialty license plates are included as an itemized deduction on your Montana income tax return as long as you did not already include them as part of your federal contribution deduction. For further instructions about this contribution, see Montana Form VT. This form is available at revenue.mt.gov.
- When you apply the federal 50%, 30% and 20% contribution limitations, you should use your Montana adjusted gross income instead of your federal adjusted gross income when you determine your contributions that are allowed.
- Any portion of a contribution that you used to calculate your qualified endowment tax credit cannot also be claimed as a contribution deduction. You can claim a charitable deduction for that portion of the contribution not used to calculate this credit.
- Any portion of a contribution that you used to calculate your developmental disability account contribution cannot also be claimed as a contribution deduction.

Enter your contributions made by cash or check on this line.

Line 17 – Contributions Made Other Than by Cash or Check

Your non-cash contributions allowed as a deduction for Montana income tax purposes are those same non-cash contributions that are allowed as a deduction for federal income tax purposes—with the following exceptions:

- When you apply the federal 50%, 30% and 20% contribution limitations, you should use your Montana adjusted gross income instead of your federal adjusted gross income when you determine your contributions that are allowed.
- Any portion of a contribution that you used to calculate your qualified endowment tax credit cannot also be claimed as a contribution deduction.

Enter your non-cash contributions on this line.

Line 18 – Contribution Carryover from the Prior Year

Enter any contribution carryover amounts that you were not allowed to deduct in an earlier year because they exceeded your Montana adjusted gross income limitation.

Line 19 – Child and Dependent Care Expense

If you pay for household or dependent care services for a child under the age of 15, or for a disabled dependent while you are searching for gainful employment, or while you and your spouse both were at work, you can qualify for a child and dependent care expense deduction.

To qualify for this deduction, you have to maintain a household for a child under the age of 15 or for a dependent or spouse who is unable to care for himself or herself. You also have to meet the following income level requirements.

You qualify if you and your spouse's total Montana adjusted gross income is:	
Under	And You Have
\$22,800	1 child
\$25,200	2 children
\$27,600	3 or more children

If you are a licensed and registered daycare operator who operates a family daycare home or a group daycare home and if you care for your own child in addition to at least one other unrelated child, you can deduct the employment related expenses considered to have been paid by you for the care of your own child.

For further information on the child and dependent care expense deduction, see the instructions on Montana Form 2441-M. When you claim this deduction, complete Form 2441-M and include a copy of it with your Montana tax return.

Line 20 – Casualty and Theft Loss

If you have a casualty and/or theft loss, you should complete federal Form 4684 to figure the amount of the Montana loss that you can enter on this line. To determine your casualty and/or theft loss, you should use your Montana adjusted gross income in place of the federal adjusted gross income.

Line 21 – Unreimbursed Employee Business Expenses

When you deduct unreimbursed employee business expenses on your Montana income tax return, you should use the same expenses that are allowed on your federal tax return. To claim these expenses, complete federal Form 2106 or 2106EZ and include a copy with your Montana tax return.

Line 22 – Other Expenses

Enter other expenses that are allowed on your federal tax return. Examples of these expenses include, but are not limited to, your tax preparation fee, and certain legal and accounting fees, clerical help, office rent and custodial fees related to the production of income.

Line 23

Add lines 21 and 22; enter the result on this line

Lines 24 and 25

Your unreimbursed employee business expenses and other expenses reported on lines 21 and 22 are deductible only to the extent that these expenses exceed 2% of your Montana adjusted gross income. Enter on line 24 the amount that you reported on Form 2M, line 38. Multiply the amount on line 24 by 2% (0.02) and enter the result on line 25.

Line 26

Subtract line 25 from line 23 and enter the result on this line, but not less than zero. This is the amount of your unreimbursed employee business expenses and other expenses that are deductible in computing your net income.

Line 27 – Political Contributions

When you compute your net income, you can take a deduction for political contributions that you made during the year. These contributions are limited to a total of \$100 for yourself and, if married, a total of \$100 for your spouse. To qualify for this deduction, your contribution of money has to be made to:

- an individual who is a candidate for nomination or election to any federal, state or local public office in a primary, general or special election;
- a committee, association or organization set up to campaign for the nomination or election to any federal, state or local public office in a primary, general or special election;
- a national committee or a national political party;
- a state committee of a national political party; or
- a local committee of a national political party.

Line 28 – Other Miscellaneous Deductions Not Subject to 2% of Montana Adjusted Gross Income

When you compute your net income, you can take a deduction for other miscellaneous expenses that are not subject to 2% of your Montana adjusted gross income. These deductions are the same deductions that are allowed on your federal tax return. They include a deduction for amounts you paid to purchase organic fertilizer and inorganic fertilizer that is produced as a by-product of mining or industrial operations in Montana. Other deductions you may be allowed are per capita livestock

fees imposed for enforcement of the livestock laws of the state and for the payment of bounties on wild animals.

Line 29 – Itemized Deductions

The amount of your itemized deductions is the result of adding lines 4 through 6; 7e through 20; and 26 through 28. Enter this result on Form 2M, line 39.

Schedule II. Montana Tax Credits

There are three categories of credits available on your Montana tax return. We have listed the 6 tax credits available to you that can be used when filing Montana Form 2M, however the Montana Legislature has authorized 27 different income tax credits. See Montana Form 2, Schedule V (available at revenue.mt.gov) for a list and description of these 27 tax credits. If you are eligible for any of the other credits not listed below, you will have to file Montana Form 2 instead of Form 2M.

With the exception of the capital gains tax credit, which is required to be applied before any other credit (refer to Form 2M, line 44), you are not required to apply any of the other tax credits in a particular order.

- **Nonrefundable single-year credits**

Your nonrefundable single-year credits can only be used to offset your 2010 resident tax after capital gains tax credit and cannot reduce your tax liability below zero. The unused portion of your nonrefundable single-year credits that exceeded your 2010 income tax liability cannot be carried forward or backward to other tax years.

- **Nonrefundable carryover credits**

Your nonrefundable carryover credits can be used to offset your 2010 resident tax after capital gains tax credit. These credits cannot reduce your tax liability below zero. Your excess nonrefundable carryover credits that were not applied against your 2010 income tax liability can be carried forward and used to offset future year tax liabilities.

- **Refundable credits**

Your refundable credits are applied against your income tax liability with any unused credit refunded to you.

Nonrefundable Single-Year Credits, Lines 1 through 3

Line 1 – College Contribution Credit

You can claim a credit against your income tax liability for contributions that you made in 2010 to a general endowment fund of the Montana University System foundations, or a Montana private college or its foundation. Your credit is equal to 10% of the contribution that you made with a maximum credit allowed of \$500.

In order to qualify for this credit, your contribution has to be made to a Montana college or university that offers a

baccalaureate degree level education program. In addition to this credit, your contribution may also be claimed as an itemized deduction on Form 2M, Schedule I, line 16.

For further instructions on the college contribution credit, and to calculate this credit, see Montana Form CC. When you claim this credit, you will have to include a copy of Form CC with your tax return.

Line 2 – Energy Conservation Installation Credit

If you are a resident of Montana, you can claim a credit against your income tax liability for energy conservation investments that you made to your home or other buildings. Your credit is equal to 25% of your expenses for a maximum credit of up to \$500 for the capital investments you made to your home or another building for energy conservation purposes or for the installation or replacement of a hot water heater or household heating or cooling system. If you are married, your spouse may also qualify for a credit of up to \$500 as long as you both made qualifying capital investments.

New rules for this credit took effect on July 1, 2010. The changes do not impact the type of investments that qualify. However, the rules do require that some items, such as furnaces and water heaters, must meet or exceed a specific rating to qualify if they were installed after June 30, 2010. The ratings are the same as the ratings for the 2010 federal energy credits.

For a more detailed explanation of the changes, further instructions and a list of investments that qualify for the energy conservation credit, see Montana Form ENRG-C. In addition, please refer to our website at revenue.mt.gov and look for the “Energy Conservation Installation Credit” link for information such as specific examples of what investments may or may not qualify. You can also refer to recovery.mt.gov/revenue for a comparison of Montana’s energy credits with the federal energy credits. When you claim this credit, you will have to include a copy of Form ENRG-C with your tax return.

Line 3 – Elderly Care Credit

You can claim a credit against your income tax liability for paying certain expenses in order to provide care to an elderly family member. Your credit for a tax year cannot exceed \$5,000 for one qualifying family member or \$10,000 for two or more qualifying family members.

In order to qualify for this credit, you need to care for an elderly family member who is at least 65 or has been determined to be disabled by the Social Security Administration, and who has a family income of \$15,000 or less if single or \$30,000 or less if married.

For further instructions on the elderly care credit and to calculate this credit, see Montana Form ECC. When you claim this credit, you will have to include a copy of Montana Form ECC with your income tax return.

Nonrefundable Carryover Credits, Lines 4 through 5

Line 4 – Alternative Energy Systems Credit

If you are a resident of Montana, you can claim a credit against your income tax liability for the cost of purchasing and installing an energy system that uses a recognized nonfossil form of energy such as, but not limited to, solar energy, wind energy, solid waste and organic waste in your principal home. Your credit cannot exceed \$500 per taxpayer and any balance of your credit that is not used in 2010 can be carried forward and applied to future income tax liabilities for a period of four succeeding tax years.

If you are a resident of Montana, you can claim a credit against your income tax liability for the cost of purchasing and installing an energy system using a low emission wood or biomass combustion device, such as a pellet or wood stove in your principal home. You can also claim the credit for installing certain outdoor hydronic heaters or masonry heaters. Your credit cannot exceed \$500 per taxpayer and any balance of your credit that is not used in 2010 can be carried forward and applied to future income tax liabilities for a period of four succeeding tax years.

For further instructions on the alternative energy system credit, and to calculate this credit, see Montana Form ENRG-B. When you claim this credit, you will have to include a copy of Form ENRG-B with your tax return.

Line 5 – Adoption Credit

You can claim a credit against your income tax liability if you finalized the adoption of an eligible child during 2010. An eligible child is:

- any child under age 18, or
- any disabled person physically or mentally unable to take care of himself or herself.

The amount of the credit is \$1,000 per child. If the amount of the credit exceeds your tax liability for 2010, you can carry forward the unused credit to the next five tax years. For Montana purposes, this carryforward applies only to adoptions that were finalized on or after January 1, 2007. Also, the legal adoption of a stepchild does not qualify for the federal or Montana credit. When you claim this credit, you will have to include a copy of federal Form 8839.

Refundable Credits, Line 7

Line 7 – Elderly Homeowner/Renter Credit

The Montana elderly homeowner/renter credit is a property tax relief program that provides you with a refundable credit of up to \$1,000 if you are age 62 or older, have resided in Montana for at least nine months during the year, occupied a Montana residence for at least six months during the year, and your gross household income is less than \$45,000.

Electronic Filers: Please be sure to save the tax information that you have entered.



Form 2EC Elderly Homeowner/Renter Credit Instructions

File your Form 2EC electronically! If you are not required to file Montana Form 2 or Form 2M, you can file your Form 2EC through our website, at no cost to you. For further information on this direct electronic filing option, please visit our website at *revenue.mt.gov*.

If you are not required to file a Montana income tax return and are only claiming this credit, please write your name, address, and social security number in the space provided near the top of the form. If you are married, also enter your spouse's name and social security number.

If you will be filing this form with an income tax return, you only need to enter your social security number(s).

If either spouse is deceased during the claim year, enter the date of death in the appropriate box.

Part I – Qualifications

You will need to answer all four statements before you apply for your elderly homeowner/renter credit. If you answer “Yes” to all of these statements, you are eligible for this refundable credit of up to \$1,000 and you should continue to complete this form. Any no answer means that you are not eligible for the credit.

Age 62 test

If you are married and both spouses own or rent your residence, only one of you has to meet the age requirement.

Six month test

You can answer yes to this statement as long as you have occupied one or more Montana residences as an owner and/or renter during the year.

Nine month test

If you are the personal representative of the estate of an eligible individual who died during the year, you cannot claim this credit if that individual died before October 1, 2010. If you are married filing this return with your spouse, and if your spouse, who would have been the only eligible individual, dies before October 1, 2010, you cannot claim this credit. You can claim this credit only if, as a surviving spouse, you are age 62 or older and you can continue to answer yes to the other statements.

Gross household income

Your gross household income includes all income received by individuals in the household.

Part II – Household Income

Enter your gross household income on line 1. Your gross household income is all the income received, taxable and nontaxable, by all individuals who live in your household. In addition to federal adjusted gross income, the following are examples of items that are included in household income.

- Inheritances
- Pension and annuity income (this includes railroad retirement and veteran’s disability benefits)
- Any capital gains that you excluded from your Montana adjusted gross income such as the gain from the sale of your primary residence
- Alimony and support payments
- Nontaxable strike benefits
- Cash public assistance and relief
- Interest on federal, state, county and municipal bonds
- All social security payments except those paid directly to a nursing home
- Federal income tax refunds
- State income tax refunds and elderly homeowner/renter credits allowed

Some items above may involve a basis or an amount you invested. If applicable, you may reduce your income by the basis or by the amount that is the return of what you invested. For example, if you paid \$5,000 for stock in a company, that is your basis. If you sell the stock for \$8,000, your household income only includes the gain of \$3,000 (\$8,000 sales price minus \$5,000 basis). Do not reduce your household income by any losses that you included in your federal adjusted gross income.

The following worksheet can be used to help you calculate your gross household income.

	Income Source	Amount
1.	Wages, salaries, bonuses, tips, etc.	
2.	Business, partnership, rent, royalties (Do not include losses.)	
3.	Dividends, interest including interest from federal, state, county and municipal bonds capital gains (Do not include capital losses.)	
4.	State and federal tax refunds.	
5.	Prior year 2EC refunds.	
6.	Alimony, public assistance, unemployment.	
7.	Pension, annuities, IRA distributions, benefits from railroad retirement, public employee’s retirement, veteran’s disability and social security.	
8.	Income from any source or other household members not included above.	
9.	Add lines 1 through 8 and enter the total here and on Form 2EC, line 1. This is your Gross Household Income.	

Form 2EC

Line 4 – Household Income Reduction Table

If your household income on line 3 is:		
At least	But not more than	Your multiplier is
\$0	\$1,999	0.000
\$2,000	\$2,999	0.006
\$3,000	\$3,999	0.016
\$4,000	\$4,999	0.024
\$5,000	\$5,999	0.028
\$6,000	\$6,999	0.032
\$7,000	\$7,999	0.035
\$8,000	\$8,999	0.039
\$9,000	\$9,999	0.042
\$10,000	\$10,999	0.045
\$11,000	\$11,999	0.048
\$12,000 and greater		0.050

Part III – Credit Computation

You will need to include a copy of your 2010 property tax bill and/or your signed rent receipts. If you are unable to get signed rent receipts, a statement detailing the rent paid during the year signed by your landlord is an acceptable substitute. If you are filing electronically, you do not need to send us your property tax bill or rent receipts. When you file electronically, you represent that you have completed Form 2EC and have all required documentation.

Line 6 – Property Tax Billed

Your property tax billed is your November 2010 property tax statement of taxes assessed against your home and it includes your special assessments and fees. Do not include any amounts assessed for prior years but paid during 2010.

You are allowed only the property tax billed on your primary residence and up to one-acre of land that is associated with this residence. If the one-acre farmstead or primary acre is not separately identified on your tax bill and if your ownership is less than 20 acres, you can calculate your credit by dividing the total amount of property tax billed on the land by the total acres in order to arrive at your property tax billed.

If your property tax bill is on property that you held in a revocable trust and if you are the grantor(s) and trustee(s) of that property, you can qualify for this credit. If your property taxes are billed to your living trust or life estate, you can qualify for this credit. Property tax that is billed to an irrevocable or family trust qualifies as rent only.

Line 7 – Rent Equivalent Paid

Your rent is only the amount of money that you paid to occupy your home. It does not include amenities such as meals, housekeeping, nursing care, etc. If you live in a health care, long-term care, personal care or residential care facility, the rent allowed is the actual out of pocket rent that you paid. If the facility does not provide you with

an adequate breakdown between your rent and amenities, your rent is limited to \$20 a day and it cannot exceed \$7,300 a year.

Line 12 – Credit Multiplier

If the amount on line 1 is	enter this figure on line 12
Less than \$35,000	1.00 (100%)
\$35,000 to \$37,500	0.40 (40%)
\$37,501 to \$40,000	0.30 (30%)
\$40,001 to \$42,500	0.20 (20%)
\$42,501 to \$44,999	0.10 (10%)
\$45,000 and greater	0.00 (0%)

Direct Deposit

If you would like to use direct deposit, enter your financial institution's routing number (RTN#) and your account number (ACCT#) in the space provided. Your routing number will be nine digits and your account can be up to 17 characters, including numbers and letters. Mark whether your account is a checking or savings account and if your refund will go to a bank outside of the United States and its territories (Midway Islands, Puerto Rico, American Samoa, US Virgin Islands, Federated States of Micronesia, and Guam).

If your financial institution does not accept the direct deposit, we will mail you a refund check.

If you choose not to file electronically and you are not required to file Montana Form 2 or Form 2M, please mail your Form 2EC to:



Montana Department of Revenue
PO Box 6577
Helena, MT 59604-6577

How can I find out more about this credit?

If you need additional information on this credit or other tax issues, you can call us toll free at (866) 859-2254 (in Helena, 444-6900) or TDD (406) 444-2830, or visit our website at revenue.mt.gov.

FAQs—Frequently Asked Questions

Please find the answers to these questions identified by number on pages 20-24

Filing Requirements

- 1 Do I have to file a Montana individual income tax return?
- 2 I have to file a Montana individual income tax return. Which form is appropriate for me and my situation?
- 3 How do I know whether I am a full-year resident, nonresident, or a part-year resident of Montana for individual income tax purposes?
- 4 When do I have to file my Montana tax return?
- 5 What does the checkbox that asks “May the DOR discuss this tax return with your tax preparer?” mean?
- 6 If I choose to file a paper return, where do I mail it?

Electronic Filing

- 7 Can I file my Montana tax return electronically?
 - o E-filing your return has many benefits.
 - o E-filing does not change the records you have to keep.
 - o You can access and manage your Montana tax account online.

Late-filed Returns

- 8 What happens if I do not file my Montana tax return on time?
- 9 What if I need more time to file my Montana tax return?

Amended Returns

- 10 What do I do if I made an error on my income tax return and I now want to correct it?
- 11 I have filed an amended federal tax return with the Internal Revenue Service, or the Internal Revenue Service has adjusted my federal

tax return. Do I have to report this change to Montana? If so, how do I report this change?

Penalty and Interest

- 12 What happens if my payment is late?
- 13 What is the interest rate on unpaid taxes?

Refund Information

- 14 How can I check on my refund?

Special Situations

- 15 I am on active duty in the regular armed forces and currently serving in an area designated as a “combat zone” or “contingency operations.” I am unable to file my Montana tax return by April 15, 2011. Can I (and my spouse) obtain an extension to file my 2010 Montana tax return?
- 16 My spouse has a past-due child support obligation and I don’t want my refund to be applied to this debt. What can I do?
- 17 A mental or physical disability prevents me from completing and filing a tax return. What can I do?
- 18 How do I file for a deceased person?
- 19 I have heard that special rules apply to wages that Montana residents earn in North Dakota, or North Dakota residents earn in Montana. What are those rules?
 - o I am a Montana resident. How do those rules apply to me?
 - o I am a North Dakota resident. How do those rules apply to me?

Record Keeping

- 20 How long do I need to maintain my tax records after I have filed my state tax return?

1 Do I have to file a Montana individual income tax return?

If you are a resident, nonresident, or part-year resident, you have to file a Montana individual income tax return when you have Montana source income and your federal gross income, excluding unemployment compensation, is equal to or greater than the threshold for your filing status.

IF your filing status is...	AND at the end of 2010 you were...	THEN you have to file a tax return if your federal gross income, excluding unemployment compensation was at least...
Single, or married filing separately	Under 65	\$3,900
	65 or older	\$6,030
Head of household	Under 65	\$5,670
	65 or older	\$7,800
Married filing jointly with your spouse	Both under 65	\$7,800
	One spouse 65 or older	\$9,930
	Both spouses 65 or older	\$12,060
You are entitled to an additional exemption if you are blind or your spouse is blind. Increase your federal gross income by \$2,130 to determine if you are required to file.		

2 I have to file a Montana individual income tax return. Which form is appropriate for me and my situation?

To use Montana Form 2M, you should be able to answer yes to all of the following:

- I was a Montana resident for all of 2010.
- I am filing as a single person, head of household, or as a married person filing a joint tax return.
- My only income is from wages, interest, dividends, capital gains, IRA distributions, pensions, annuities, unemployment compensation, social security benefits or refunds.
- The only tax credit that I may be claiming is one (or more) of the following:
 - Adoption Credit
 - Elderly Homeowner/Renter Credit (Form 2EC)
 - College Contribution Credit (Form CC)
 - Energy Conservation Installation Credit (Form ENRG-C)
 - Elderly Care Credit (Form ECC)

- Alternative Energy Systems Credit (Form ENRG-B)

To use Montana Form 2EZ, you should be able to answer yes to all of the following:

- I was a Montana resident for all of 2010.
- I am filing as a single person or as a married person filing a joint tax return.
- My spouse and I were under 65 and not blind at the end of 2010.
- I am claiming no dependents.
- My only income is from wages, interest, dividends, or unemployment compensation.
- I am claiming the standard deduction rather than itemizing deductions.
- I am not claiming any credits.

You will have to use the Montana Form 2 if you answer yes to any of the following:

- I was a resident of Montana for only part of 2010.
- I am a nonresident of Montana with Montana source income.
- I am married, filing a separate Montana income tax return.
- My income includes income from a business or profession, farm or ranch, rents, royalties, partnerships, S corporations, estates or trusts.
- My tax year ended on a date other than December 31, 2010.
- I am claiming the tax withheld from my Montana mineral royalty payments.
- I am claiming the tax withheld by a pass-through entity (Montana Schedule K-1 or Form PT-WH).

3 How do I know whether I am a full-year resident, nonresident, or a part-year resident of Montana for individual income tax purposes?

You are a resident of Montana for individual income tax purposes if you live in Montana or if you maintain a permanent home in Montana. A permanent home in Montana means a dwelling place you habitually use as your home, whether or not you own it and whether or not you may someday leave. You do not lose your Montana residency if you leave the state temporarily with the intention of returning. Your Montana residency is lost when you move outside of Montana with no intention of returning. Unless there is a specific exception under Montana law, if you establish Montana residency for any other purpose, you are considered a Montana resident for income tax purposes.

You are a nonresident of Montana if you were not a resident during any part of the tax year.

You are a part-year resident of Montana if you moved to or from Montana during the tax year with the intention of establishing a permanent residence in your new state.

Important A nonresident or part-year resident who is required to file a Montana tax return needs to use Form 2.

4 When do I have to file my Montana tax return?

Your 2010 Form 2M tax return is required to be filed by April 15, 2011. If filing after April 15, 2011, please see FAQs 8 and 9.

5 What does the checkbox that asks “May the DOR discuss this tax return with your tax preparer?” mean?

If you check the box, we can discuss any concerns that we might have with your 2010 tax return—a missing W-2, for example—with your tax preparer. If you do not check the box, we cannot discuss your return with anyone but you or someone to whom you have given a power of attorney that allows us to discuss the return with them.

If “Yes” is marked on a return by you and your spouse (if filing a joint return), each of you is authorizing us to call the tax preparer to answer any questions that arise while we are processing your 2010 tax return.

By checking the box you are also authorizing us to:

- Request that the tax preparer give us any information that is missing from your return.
- Respond to the tax preparer’s call to us for information about the processing of your return or the status of your refund or 2010 payment(s).
- Discuss certain notices from us about math errors, offsets and return preparation. Note: The department will only send notices directly to you, not to the tax preparer.

You are not authorizing the tax preparer to receive any refund check, bind you to anything (including any additional tax liability), receive any information about any other tax year or tax matter, or otherwise represent you before the department.

Please be aware that this authorization cannot be revoked. The authorization will, however, automatically end no later than the due date, without regard to extensions, for filing your next year’s (2011) tax return. This is April 15, 2012, for most people.

If you want to expand or change the tax preparer’s authorization (for example, to verify any estimated payments you’ll be making in the future), you can use Form POA, Power of Attorney, Authorization to Disclose Tax Information. Form POA is available on our website at revenue.mt.gov. You also can grant your tax preparer access to your tax account information through Taxpayer Access Point (TAP) at <https://tap.dor.mt.gov>.

6 If I choose to file a paper return, where do I mail it?

We have two different mailing addresses for your paper return, if you choose not to file electronically. We do this so that if you are asking for a refund, we can get your refund processed and to you more quickly and efficiently.

If you are filing a tax return that includes no payment or if you are due a refund, please mail your tax return to:



Montana Department of Revenue
PO Box 6577
Helena, MT 59604-6577

If you are filing a tax return that includes a payment, please mail your tax return and check to:



Montana Department of Revenue
PO Box 6308
Helena, MT 59604-6308.

7 Can I file my Montana tax return electronically?



Yes. We encourage you to file electronically. Seventy percent of Montana individual income tax filers are using electronic filing options. If you are filing Form 2M, you have more than one electronic filing option. You can:

- File your Montana tax form FREE through our website. For more information, please visit revenue.mt.gov. Please note that this service only applies to your Montana tax return; you may still have to file a federal tax return.
- File both your Montana and federal tax returns through the “federal/state electronic online filing program,” which is a cooperative effort between the Internal Revenue Service (IRS) and state tax revenue agencies (this option may be free or low-cost). Additional information can be found at www.irs.gov or on our website at revenue.mt.gov. This option allows you to electronically file your federal and state tax returns at the same time.
- File through a tax professional who is an Authorized IRS E-file Provider.
- File by using software that you download which helps you to prepare and electronically file your federal and state tax returns at the same time. A listing of approved e-file vendors can be found on our website at revenue.mt.gov.
- File by using one of the free electronic filing options listed on MontanaFreeFile.org. Some options have eligibility requirements.

● E-filing your return has many benefits.

- Quicker refund—for the fastest refund you should also use Direct Deposit.
- Increased accuracy—most software includes math edits and up-to-date tax law changes.
- Acknowledgement and/or confirmation that your e-filed return was received.
- Convenience—e-file 24 hours a day, seven days a week, with nothing to mail.
- Control over your payment—file now but pay later (on or before April 15). When filing electronically you can also schedule your electronic payment withdrawal to occur on April 15.
- Environmentally friendly—uses less paper.

● E-filing does not change the records you have to keep.

If you file electronically, you don't have to mail in a paper copy of your tax return, or any accompanying federal Form(s) W-2 or 1099, or any other Montana supplemental forms. When you file your tax return electronically, you represent that you have kept all the documents required as your tax record and that you will provide copies of these if we ask for them. You also don't have to sign a copy of your tax return and submit it to us. The act of completing and filing your tax return electronically is considered an authorized signature.

● You can access and manage your Montana tax account online.

Did you know that you can sign up to access your Montana tax account online? You can visit our Taxpayer Access Point (TAP) website at <https://tap.dor.mt.gov/> to register for access to your account. After you register for account access, you will be able to file your tax return, make payments, look at your returns and payments, update your account information, and grant access to others (such as your tax practitioner).

Please visit our website at revenue.mt.gov for more information about simple, secure and convenient ways to file, pay, review and manage your Montana tax account online. We encourage you to try our demo for filing your Form 2M.

8 What happens if I do not file my Montana tax return on time?

If you file your tax return late, you will need to pay a late file penalty of \$50 or the amount of tax due, whichever is less. You do not owe a late file penalty if you file a late tax return for which you are receiving a refund. Please remember that your return is considered late if you file after April 15, 2011, unless you qualified for an extension. If you were granted an automatic, six-month extension, your return is considered late after October 17, 2011 (October 15 is a Saturday).

9 What if I need more time to file my Montana tax return?

You are granted an automatic, six-month extension of time for filing your Montana income tax return if you have paid 90% of your 2010 Montana income tax liability or 100% of your 2009 Montana income tax liability through your estimated tax payments, your withholding tax, or a combination of both your estimated and withholding tax payments by April 15, 2011.

New! Beginning with this 2010 tax year, you do not have to apply for a federal extension in order to receive a Montana extension.

Please use the Montana Form EXT-10, 2010 Extension Payment Worksheet, to determine if you have to make an extension payment by April 15, 2011, to qualify for the automatic filing extension. You can get a copy of this form by visiting our website at revenue.mt.gov or calling us toll free at (866) 859-2254 (in Helena, 444-6900). If you are required to make an extension payment, please use the tax payment voucher found on this worksheet or sign up to make your payment online by visiting our website at revenue.mt.gov.

Important Any extension of time to file your Montana income tax return is not an extension of time to pay your income tax liability. If you have a valid Montana extension but you have not paid your entire 2010 income tax liability by April 15, 2011, you are relieved of late file penalties but you are not relieved of late pay penalties and interest on your outstanding Montana income tax liability.

10 What do I do if I made an error on my tax return and I now want to correct it?

If you discover that your tax return was incorrect, you have five years from the due date of the original tax return to file an amended Montana tax return to correct the mistake. For tax years 2004 and earlier, you have to write "Amended Return" clearly on the front page of your tax return. For tax years 2005 and later, you check the "Amended Return" box found in the upper left-hand corner of the Montana tax return. Please note that you cannot use Form 2EZ to amend tax years before 2006.

Important Include copies of any schedules submitted with the original filing, even if none of the amounts previously reported have changed.

Montana Form AMD is available to help you reconcile the changes to the original tax return. Although not required, we suggest that you complete and include Form AMD, or a similar form outlining the changes, with your corrected tax return. Form AMD does not serve as an amended return on its own. You can download Form AMD from our website at revenue.mt.gov.

Important If you file an amended tax return that reflects an increased tax liability, you may have the late payment penalty waived. To receive the

waiver, simply check the “Amended Return” box on the top left-hand corner of the tax return and pay the tax and applicable interest in full when you file the amended return. By checking this box and paying all tax and interest, you are treated as having requested a waiver of the late payment penalty.

11 I have filed an amended federal tax return with the Internal Revenue Service, or the Internal Revenue Service has adjusted my federal tax return. Do I have to report this change to Montana? If so, how do I report this change?

Within 90 days after you receive notification that the Internal Revenue Service changed or corrected your federal taxable income, or 90 days after you change your federal taxable income by filing an amended federal return, you have to file an amended Montana tax return. If you do not file an amended Montana return within that 90 days, we will have five years to adjust your Montana tax return to reflect the changes made on your federal tax return or make any other assessments of additional tax.

12 What happens if my payment is late?

If you do not pay all of your tax on or before April 15, 2011, you will need to pay a late payment penalty. This penalty is 1.2% per month or fraction of a calendar month on the unpaid tax. This penalty cannot exceed 12% of the tax due.

If you do not pay your tax liability by April 15, 2011, you will also be charged interest at a rate of 8% per year, accrued daily. If you can't pay your tax in full, you should file your tax return by the due date and pay as much as you can with your tax return. If you wish to set up a payment plan, please call us toll free at (866) 859-2254 (in Helena, 444-6900) as soon as possible to discuss payment options and make arrangements to pay.

Whether you just pay your tax late or are making a payment as part of a payment plan you established with us, be sure to include your name, social security number and the tax year for which the payment is to be applied clearly on your payment. If you intend to have one payment applied to more than one social security number or tax year, please include a statement with your payment that tells us how you want us to apply your payment.

13 What is the interest rate on unpaid taxes?

The current interest rate is 8%, and it will continue to be in effect through December 31, 2011. Under Montana law, the interest rate for all unpaid individual income taxes depends on the rate set by the Internal Revenue Service and may fluctuate each year, but will not be less than 8%.

14 How can I check on my refund?

You can check the status of a refund you are expecting by visiting our website at revenue.mt.gov and going to the “Where’s My Refund?” link. You can also check the status of your refund by calling us toll free at (866) 859-2254 (in Helena, 444-6900). We will be glad to tell you the status

of your refund once we have entered it into our computer system.

Whether you are checking the status of your refund online or by phone, you will need to provide the following information.

- The social security number of the first taxpayer’s name on your tax return.
- The amount of the refund requested as shown on your tax return.

15 I am on active duty in the regular armed forces and currently serving in an area designated as a “combat zone” or “contingency operations.” I am unable to file my Montana tax return by April 15, 2011. Can I (and my spouse) obtain an extension to file my 2010 Montana tax return?

Yes, you can obtain both an extension to file and protection from being assessed penalties or interest for paying your taxes late—but you must use Form 2 when you do file your tax return. Because Montana law follows the Servicemembers Civil Relief Act, the extension of time to file your Montana tax return is the same for filing your federal tax return. If you are serving in a combat zone or in a contingency operation, you (and/or your spouse) can extend the filing of your Montana tax return for up to 180 days after your last day in a combat zone.

If you are filing your tax return under the Servicemembers Civil Relief Act, clearly write on the top of Montana Form 2, using red ink, “combat zone or contingency operations extension,” and file your tax return within 180 days after your last day in a combat zone.

16 My spouse has a past-due child support obligation and I don’t want my refund to be applied to this debt. What can I do?

If you do not want your refund to be applied toward your spouse’s child support obligation, you can file your Montana tax return using Form 2 and filing status 3b, which is “married filing separate tax returns on separate forms.” When using this filing status, each spouse claims his or her own income, losses, deductions, expenses, exemptions and credits, and your Montana refund would not be offset by your spouse’s child support debt.

If you filed a joint return with your spouse and your refund was applied to your spouse’s child support debt, you may be considered an “injured spouse” and we can help you resolve the matter. You need to contact us within 30 days after receiving notice that your refund was applied to your spouse’s child support debt. If necessary, we can help you file the correct tax return(s).

17 A mental or physical disability prevents me from completing and filing a tax return. What can I do?

If you have a filing obligation but are unable to complete and file a tax return because of a mental or physical disability, the tax return can be prepared by your authorized agent, guardian or person responsible for your care and property.

18 How do I file for a deceased person?

If you are responsible for the financial affairs of a deceased person, you'll have to file a tax return for that person if his or her income exceeds the minimum filing requirements found on page 20 of these instructions. If you and the deceased person were married, you can file a joint tax return. If you are filing a joint return and you are the surviving spouse that is all that is required. All other filers requesting the deceased taxpayer's refund must file the return and include a federal Form 1310 as well as any court documents appointing a personal representative.

This tax return has to include the income of that deceased spouse from the beginning of the year to the date of death in addition to the income of the surviving spouse for the entire year. A deceased taxpayer's information should not be included on an individual tax return after the date of death.

19 I have heard that special rules apply to wages that Montana residents earn in North Dakota, or North Dakota residents earn in Montana. What are those rules?

Montana and North Dakota have a reciprocal agreement. If a Montana resident performs personal or professional services for an employer in North Dakota, the wages are treated as being earned in Montana and the Montana resident does not have to file a North Dakota income tax return reporting those wages. If a North Dakota resident performed personal or professional services for an employer in Montana, the wages are treated as being earned in North Dakota and the North Dakota resident does not have to file a Montana income tax return reporting those wages. The agreement also covers withholding taxes. Withholding is not required on wages treated as earned in the other state. The Montana-North Dakota agreement applies only to wages; other types of income, such as the self-employment income of an independent contractor or mineral royalties, are not included.

• I am a Montana resident. How do those rules apply to me?

You should report all of your wages on your Montana return—you are not required to file a North Dakota income tax return (unless your employer withheld North Dakota taxes on wages covered by the agreement and you need to file a North Dakota return to get a refund of those taxes). You can also claim an exemption from future North Dakota withholding by completing North Dakota Form NDW-R

and giving it to your North Dakota employer. You can get this form from your employer, by visiting North Dakota's website at nd.gov/tax or by writing to Office of State Tax Commissioner, State Capitol, Bismarck, ND 58505.

• I am a North Dakota resident. How do those rules apply to me?

You should report all of your wages on your North Dakota return—you are not required to file a Montana income tax return (unless your employer withheld Montana taxes on wages covered by the agreement and you need to file a Montana return to get a refund of those taxes). If you have to file a Montana return to get a refund, file a paper return on Form 2, include Montana Form NR-1, North Dakota Reciprocal Affidavit, and a copy of your North Dakota income tax return and mail them to us by April 15, 2011. File as a nonresident and do not report the wages that you earned in Montana as "Montana source income."

You can also claim an exemption from future Montana withholding by completing Montana Form NR-2 annually, giving it to your employer, and filing a copy with us. You can get this form from your employer, by visiting our website at revenue.mt.gov, or by writing to Montana Department of Revenue, PO Box 5805, Helena, MT 59604-5805.

20 How long do I need to maintain my tax records after I have filed my state tax return?

You should keep all your records for at least five years from the date that you filed your Montana tax return. This is called the statute of limitations. The statute of limitations for Montana individual income tax purposes is five years, and the statute of limitations for federal individual income tax purposes is three years. You should keep your property records and carryover information even longer.

Worksheet II - Tax Benefit Rule for Federal Income Tax Refund

Before you begin, see the instructions below and on page 4 for Form 2M, line 23, to determine if you need to complete Worksheet II.

This worksheet is provided to help you determine how much, if any, of a federal tax refund you received in 2010, has to be added to your other income to determine your Montana tax. If you claimed the Montana standard deduction when you filed your 2009 Montana return (instead of itemized deductions) in 2010, you do not need to complete this worksheet. None of your federal income tax refund is taxable. This worksheet should be used if your only "tax benefit recovery" in 2010 was a refund of taxes you claimed a deduction for in 2009.

You cannot use this worksheet if:

- you received a federal refund for taxes you paid for a year other than 2009; or
- you recovered any other item that you claimed as a deduction on your Montana return in 2009 or any other year (for instance, your insurance company reimbursed you for a medical expense you claimed as an itemized deduction).

Another worksheet is provided for these more complicated situations, Worksheet IX, Tax Benefit Rule Recovery of Itemized Deductions. You can obtain Worksheet IX by visiting our web site at revenue.mt.gov or by calling us toll free at (866) 859-2254 (in Helena, 444-6900). You may not even need this worksheet to determine that none of the federal refund you received in 2010 is taxable. A simple way to check this is to subtract the refund you received in 2010 from the total federal income taxes you paid in 2009. If the result is still above the \$5,000 (or \$10,000 if filing a joint return) you were allowed to deduct in 2009, none of the refund is taxable.

1. Add lines 7a through 7d from 2009 Form 2, Schedule III or 2009 Form 2M, Schedule I and enter the result here.	1.	
2. Enter the federal tax refund you received in 2010 minus any federal refundable credits claimed on your 2009 federal tax return (earned income credit, additional child tax credit, and American opportunity credit), but not less than zero.	2.	
3. Subtract line 2 from line 1 and enter the result here, but not less than zero.	3.	
4. Enter the amount of federal income tax deducted on line 7e of your Montana 2009 Form 2, Schedule III, or 2009 Form 2M, Schedule I.	4.	
5. Is line 3 larger than line 4? If yes, stop; your federal refund is not taxable. If no, subtract line 3 from line 4.	5.	
6. Enter the Montana itemized deductions you claimed on your 2009 Form 2, Schedule III, line 34 or 2009 Form 2M, Schedule I, line 31. If you took the standard deduction, stop; your federal income tax refund is not taxable.	6.	
7. Enter your 2009 Montana adjusted gross income from Form 2, line 41 or Form 2M, line 38.	7.	
8. 2009 Standard deduction. Enter the amount corresponding to your 2009 Montana individual income tax filing status.		
• If your filing status was single enter 20% (0.20) of line 7, but not less than \$1,750, or more than \$3,950.		
• If your filing status was married filing jointly, or head of household, enter 20% (0.20) of line 7, but not less than \$3,500, or more than \$7,900.	8.	
9. Subtract line 8 from line 6. If the result is smaller than zero, stop; your federal refund is not taxable.	9.	
10. Enter the smaller of line 5 or line 9 here.	10.	
11. Enter here your 2009 Montana taxable income from Form 2, line 45 or Form 2M, line 42. If your amount is less than zero enter this amount as a negative amount.	11.	
12. If line 11 is zero or more, enter the amount from line 10 here and on Form 2M, line 23. This is your taxable federal income tax refund.		
If line 11 is less than zero (a negative amount), add lines 10 and 11.		
• If your result remains less than zero (a negative amount), enter zero and stop here. None of your federal refund is taxable to Montana.		
• If your result is greater than zero (a positive amount), enter that amount here and on Form 2M, line 23. This is your taxable federal income tax refund.	12.	

Worksheet IV - Partial Pension and Annuity Income Exemption

If your federal adjusted gross income from Form 2M, line 21 is \$32,140 (\$33,960 if filing a joint return) or more, stop here. You are not entitled to this exemption. If your federal adjusted gross income is less than this amount, you may be entitled to an exemption on all or part of the first \$3,640 of your reported taxable pension and annuity income (Form 2M, line 11b) or IRA distributions not considered premature for federal income tax purposes (Form 2M, line 10b). Complete Worksheet IV to determine the exemption amount.

Early distributions which required payment of the federal 5% or 10% additional tax do not qualify. Subtract any non-qualifying distribution(s) from Form 2M, line 10b before reporting amounts on this worksheet.

If you receive Tier II Railroad Retirement benefits, see the instructions for Form 2M, line 34 on page 6.

1. Enter your federal adjusted gross income from Form 2M, line 21 here.	1.	
2. Federal adjusted gross income limitation amount.	2.	\$30,320
If line 1 is smaller than line 2, enter on Form 2M, line 29, the smaller of your pension and annuity income, or \$3,640 for each person who has pension and annuity income. Stop here; do not complete the remainder of this worksheet.		
3. If line 1 is larger than line 2, subtract line 2 from line 1 and enter the result here.	3.	
4. Fill out only one of the following. If your filing status is:		
a. Single or head of household. Enter the smaller of your pension and annuity income or \$3,640.	4a.	
b. Joint. Enter the smaller of each spouse's taxable pension and annuity income or \$3,640 in the following space:		
Spouse 1 <input style="width: 60px;" type="text"/>	Spouse 2 <input style="width: 60px;" type="text"/>	
Add together Spouse 1 and Spouse 2; enter the total here.	4b.	
5. Multiply the amount on line 3 by 2 and enter the result here.	5.	
6. Pension and annuity exemption. Subtract line 5 from line 4a or 4b, whichever applies. If the result is zero or negative, you are not eligible for the pension and annuity exemption. If the number is positive, enter the result here and on Form 2M, line 29. This is your partial pension and annuity exemption.	6.	

Worksheet V - Standard Deduction

1. Enter your Montana adjusted gross income from Form 2M, line 38 here.	1.	
2. Multiply the amount on line 1 by 20% (0.20) and enter the result here.	2.	
3. Enter here the amount below that corresponds to your filing status.	3.	
If your filing status is single (Form 2M filing status 1) enter \$3,990. This is your maximum standard deduction.		
If your filing status is joint or head of household (Form 2M filing status 2 or 3) enter \$7,980. This is your maximum standard deduction.		
4. Enter here the amount from line 2 or 3, whichever is smaller.	4.	
5. Enter here the amount below that corresponds to your filing status.	5.	
If your filing status is single (Form 2M filing status 1) enter \$1,770. This is your minimum standard deduction.		
If your filing status is joint or head of household (Form 2M filing status 2 or 3) enter \$3,540. This is your minimum standard deduction.		
6. Enter here and on Form 2M, line 39 the amount from line 4 or 5, whichever is larger. This is your standard deduction.	6.	

Worksheet VI - Qualified Mortgage Insurance Premiums

1. Enter the total premiums you paid in 2010 for qualified mortgage insurance for a contract issued after December 31, 2006.	1.	
2. Enter the amount from Form 2M, line 21.	2.	
3. Enter \$100,000.	3.	
4. Is the amount on line 2 more than the amount on line 3?		
<input type="checkbox"/> No. Your deduction is not limited. Enter the amount from line 1 above on Form 2M, Schedule I, line 14.		
<input type="checkbox"/> Yes. Subtract line 3 from line 2. If the result is not a multiple of \$1,000, increase it to the next multiple of \$1,000. For example, increase \$425 to \$1,000, increase \$2,025 to \$3,000, etc.		<input style="width: 60px;" type="text"/>
5. Divide line 4 by \$10,000. Enter the result as a decimal. If the result is 1.0 or more, enter 1.0.	5.	
6. Multiply line 1 by line 5 and enter the result here.	6.	
7. Subtract line 6 from line 1. Enter the result here and on Form 2M, Schedule I, line 14. This is your qualified mortgage insurance premiums deduction.	7.	

Worksheet VII - Calculation of Interest on Underpayment of Estimated Taxes - Short Method

You usually have to pay your income tax liability throughout the year. You can pay through employer withholding, by making installment payments of estimated taxes, or a combination of both. If you have to pay estimated taxes and you did not pay enough during the year by each of the four quarterly installment payment dates, you may owe interest on your underpayment of those estimated taxes even if you pay the full amount of tax you owe when you file your return.

You are not required to make estimated tax payments if one of the following conditions relate to you:

- Your tax liability (after withholding and estimated tax payments) is less than \$500.
- You did not have a 2009 income tax liability and you were a citizen or resident of the United States the entire year.
- Your underpayment was due to a casualty, disaster, or another unusual circumstance.
- You retired in either 2009 or 2010 after reaching the age of 62.
- You become disabled in either 2009 or 2010.
- You are a farmer or rancher and 66 2/3% of your 2010 gross income is derived from your farming and ranching operation. Your 66 2/3% farming and ranching income is determined annually and is based on your 2010 gross income. Please note that Montana does not use the same "look back" period that the Internal Revenue Service uses to determine the percentage of your farming and ranching income for federal income tax purposes.

If you did not pay in advance at least 90% of your 2010 income tax liability (after applying your credits) or 100% of your 2009 income tax liability (after applying your credits) you may have to pay interest on the underpayment of your estimated taxes.

If you are required to pay interest on your underpayment, you can use this short method to determine your interest, but you can use this short method only if:

- You made no estimated tax payments (in other words, your only payments were Montana withholding), or
- You made four equal estimated payments by the required due dates.

If you are not eligible to use this short method to calculate your interest on your underpayment, use Montana Form EST-I, Interest on Underpayment of Estimated Tax Payments. You can get this form by visiting our website at revenue.mt.gov or by calling us toll free (866) 859-2254 (in Helena, 444-6900).

1. Enter your 2010 total tax liability reported on Form 2M, line 47 here.	1.	
2. Multiply line 1 by 90% (0.90) and enter the result here.	2.	
3. Combine the amounts on Form 2M, line 48, that portion of line 49 that includes amounts credited from prior year's tax refunds, and line 51. Enter the result here.	3.	
4. Subtract line 3 from line 1 and enter the result here. If your result is \$500 or less, stop here; you do not owe interest on your underpayment.	4.	
5. Enter here the income tax liability that you reported on your 2009 Form 2, line 53, 2009 Form 2M, line 47 or 2009 Form 2EZ, line 15 here.	5.	
6. Enter the smaller of line 2 or line 5 here.	6.	
7. Combine the amount on line 3 above with the estimated tax payments that you reported on your 2010 Form 2M, line 49. Enter the result here.	7.	
8. Subtract line 7 from line 6. If the result is zero or less, stop here; you do not owe interest on your underpayment. This is your total underpayment for 2010.	8.	
9. Multiply line 8 by 0.05320 and enter the result here.	9.	
10. If you paid the amount on line 8 on or after April 15, 2011, enter zero. If you paid the amount on line 8 before April 15, multiply the amount on line 8 by the number of days you paid before April 15 and then by 0.0002192 and enter the amount here.	10.	
11. Subtract line 10 from line 9 and enter the result here and on Form 2M, line 57. This is your interest on underpayment of estimated taxes.	11.	

Worksheet VIII - Taxable Social Security Benefits

The taxable amount of your social security benefits for Montana and federal purposes may be different. Complete this worksheet to figure out how much, if any, of your social security benefits are taxable in Montana.

Montana does not tax Tier I Railroad Retirement benefits. If you reported any portion of these benefits on your Form 2M, line 13b as taxable benefits, enter that amount as a Montana subtraction on Form 2M, line 33.

1.	Enter the total amount from box 5 of all your federal Form SSA-1099s.	1.	<input type="text"/>
2.	Multiply line 1 by 50% (0.50) and enter result here.	2.	<input type="text"/>
3.	Add the amounts on Form 2M, lines 6, 7a, 8, 9, 10b, 11b, 12 and 14 and enter the result here.	3.	<input type="text"/>
4.	Add the amounts on Form 2M, lines 22, 23 and 25 and tax exempt interest on line 7b that is not included in line 22.	4.	<input type="text"/>
5.	Add lines 2, 3 and 4; enter the result here.	5.	<input type="text"/>
6.	Add the amounts on Form 2M, lines 16, 17, 28 through 32, 34 and 35. Enter the result here.	6.	<input type="text"/>
7.	Is the amount on line 6 less than the amount on line 5?		
	<input type="checkbox"/> No None of your social security benefits are taxable. Enter zero on line 18 and go to line 19.		
	<input type="checkbox"/> Yes Subtract line 6 from line 5 and enter the result here.	7.	<input type="text"/>
8.	Enter the amount that corresponds to your filing status. \$32,000 if your filing status is "married filing jointly." \$25,000 if your filing status is "single" or "head of household."	8.	<input type="text"/>
9.	Is the amount on line 8 less than the amount on line 7?		
	<input type="checkbox"/> No None of your social security benefits are taxable. Enter zero on line 18 and go to line 19.		
	<input type="checkbox"/> Yes Subtract line 8 from line 7 and enter the result here.	9.	<input type="text"/>
10.	Enter the amount that corresponds to your filing status. \$12,000 if your filing status is "married filing jointly." \$9,000 if your filing status is "single" or "head of household."	10.	<input type="text"/>
11.	Subtract line 10 from line 9 and enter the result here. If less than zero, enter zero.	11.	<input type="text"/>
12.	Enter here the smaller of line 9 or line 10.	12.	<input type="text"/>
13.	Multiply line 12 by 50% (0.50) and enter the result here.	13.	<input type="text"/>
14.	Enter here the smaller of line 2 or line 13.	14.	<input type="text"/>
15.	Multiply line 11 by 85% (0.85) and enter result here. If line 11 is zero, enter zero.	15.	<input type="text"/>
16.	Add lines 14 and 15; enter the result here.	16.	<input type="text"/>
17.	Multiply line 1 by 85% (0.85) and enter result here.	17.	<input type="text"/>
18.	Enter the smaller of line 16 or 17. This is your Montana taxable social security benefits.	18.	<input type="text"/>
19.	Enter the federal taxable amount of social security benefits that you reported on Form 2M, line 13b.	19.	<input type="text"/>
20a.	If line 19 equals line 18, the amount of the federal taxable social security benefits that you reported on Form 2M, line 13b is the same amount that is taxable to Montana. No adjustment is necessary.		
20b.	If line 19 is less than line 18, enter the difference here and as a Montana addition on Form 2M, line 24. This is the additional amount of your social security benefits that is taxed by Montana.	20b.	<input type="text"/>
20c.	If line 19 is greater than line 18, enter the difference here and as a Montana subtraction on Form 2M, line 33. This is the amount of your social security benefits that are included on Form 2M, line 13b that is taxed by the federal government but not by Montana.	20c.	<input type="text"/>

2010 Montana Individual Income Tax Return

Form 2M

Calendar year income tax return for a Montana resident with a filing status of single, married filing jointly, or head of household.

Form header section with fields for First name and initial, Last name, Social security number, Spouse's first name and initial, Last name, Spouse's social security number, Mailing address, City, State, Zip+4.

Filing Status (check only one box) 1. Single 2. Married filing jointly 3. Head of household 4. X Resident full year (This form is only to be used by full-year Montana residents. Nonresidents and part-year residents must use Form 2.)

5a. X Yourself 65 or older Blind Enter number checked 5a. 5b. Spouse 65 or older Blind Enter number checked 5b.

Exemptions

Table for dependents with columns: First name, Last name, Social security number, Relationship, Disabled (Yes/No), and a summary column for total dependents.

5d. Add lines 5a thru 5c and enter total exemptions here 5d.

Enter amounts corresponding to your federal tax return. Round to nearest dollar. If no entry, leave blank.

Federal Adjusted Gross Income

Table for Federal Adjusted Gross Income with rows 6 through 21, including wages, interest, dividends, IRA distributions, pensions, unemployment, social security, and adjustments to income.

Montana Adjusted Gross Income

Table for Montana Adjusted Gross Income with rows 22 through 37, including interest/dividends from bonds, federal refund, medical care savings, and Montana-specific adjustments.



SSN input boxes

Main tax form table with sections: Taxable Income, Tax, Credits, Payments, Penalty, Interest and Contributions, Amount You Owe or Your Refund. Includes lines 38-65.

For Direct Deposit of your refund, complete 1, 2, 3, and 4. Please see instructions on page 11. Includes RTN#, ACCT#, and account type selection.

Check this box if estimated payments were made using the annualized method. (Attach Form EST-I.) Includes name and telephone number of paid preparer, PTIN/SSN/FEIN, and a barcode.

May the DOR discuss this tax return with your tax preparer? See instructions on page 21. Includes signature lines for taxpayer and spouse.

I declare under penalty of false swearing that the information in this tax return and attachments is true, correct and complete.

Schedule I - Montana Form 2M Itemized Deductions

Enter your itemized deductions on the corresponding line.
File Schedule I with your Montana Form 2M.

Medical and Dental Expenses	1. Medical and dental expenses.....	1.		00	
	2. Enter amount from Form 2M, line 38.....	2.		00	
	3. Multiply line 2 by 7.5% (0.075).....	3.		00	
	4. Subtract line 3 from line 1 and enter the result here, but not less than zero. This is your deductible medical and dental expense subject to 7.5% of Montana Adjusted Gross Income.	4.			00
	5. Medical insurance premiums not deducted elsewhere on your tax return.....	5.			00
	6. Long term care insurance premiums not deducted elsewhere on your tax return.....	6.			00
Complete lines 7a through 7d reporting your total federal income tax paid in 2010 before completing line 7e.					
Taxes You Paid	7a. Federal income tax withheld in 2010.....	7a.		00	
	7b. Federal estimated tax payments paid in 2010.....	7b.		00	
	7c. 2009 federal income taxes paid in 2010.....	7c.		00	
	7d. Other back-year federal income taxes paid in 2010.....	7d.		00	
Interest You Paid	7e. Add lines 7a through 7d. Enter the result here, but not more than \$5,000 if you are filing single or head of household, or \$10,000 if filing a joint return with your spouse. This is your federal income tax deduction.	7e.			00
	8. Real estate taxes paid in 2010.....	8.			00
	9. Personal property taxes paid in 2010. (See instructions on page 12).....	9.			00
	10. Other deductible taxes. List type and amount:.....	10.			00
	11. Home mortgage interest and points reported to you on federal Form 1098.....	11.			00
	12. Home mortgage interest not reported to you on federal Form 1098. If paid to the person from whom you bought the house, provide name, SSN, and address:.....	12.			00
	13. Points not reported to you on federal Form 1098.....	13.			00
	14. Qualified mortgage insurance premiums. (See instructions on page 13).....	14.			00
	15. Investment interest. Attach federal Form 4952.....	15.			00
	16. Charitable contributions made by cash or check during 2010.....	16.			00
	17. Charitable contributions made other than by cash or check during 2010.....	17.			00
	18. Charitable contribution carryover from the prior year.....	18.			00
	19. Child and dependent care expenses. Attach Montana Form 2441M.....	19.			00
	20. Casualty or theft loss(es). Attach federal Form 4684.....	20.			00
Job Expenses and Certain Miscellaneous Deductions	21. Unreimbursed employee business expenses. Attach federal Form 2106 or 2106-EZ.....	21.		00	
	22. Other expenses. List type and amount:.....	22.		00	
	23. Add lines 21 and 22; enter the result here.....	23.		00	
	24. Enter the amount on Form 2M, line 38 here.....	24.		00	
	25. Multiply line 24 by 2% (0.02) and enter the result here.....	25.		00	
	26. Subtract line 25 from line 23 and enter the result here, but not less than zero.....	26.			00
	27. Political contributions (limited to \$100 per taxpayer).....	27.			00
	28. Other miscellaneous deductions not subject to 2% of Montana Adjusted Gross Income. List type and amount:.....	28.			00
	29. Add lines 4 through 6; 7e through 20; and 26 through 28. Enter the result here and on Form 2M, line 39. These are your itemized deductions.	29.			00



--	--	--	--	--	--	--	--	--	--

Schedule II - Montana Form 2M Tax Credits

Enter your Montana tax credits on the corresponding line.
File Schedule II with your Montana Form 2M.

Nonrefundable credits that are single-year credits and HAVE NO carryover provision.

1. College contribution credit. Attach Form CC.	1.		00
2. Energy conservation installation credit. Attach Form ENRG-C.	2.		00
3. Elderly care credit. Attach Form ECC.	3.		00

Nonrefundable credits that HAVE a carryover provision that allows you to carry forward the unused portion of your credit to future tax years.

4. Alternative energy systems credit. Attach Form ENRG-B.	4.		00
5. Adoption credit. Attach federal Form 8839.	5.		00
6. Add lines 1 through 5 and enter the result here and on Form 2M, line 46. These are your total nonrefundable credits.	6.		00

Refundable credits are applied against your income tax liability with any remaining balance refunded to you.

7. Elderly homeowner/renter credit. Attach Form 2EC. Enter the result on Form 2M, line 51. (You do not need to attach Schedule II if this is the only credit you are claiming.).....	7.		00
--	----	--	----

Montana Tax Credits

We have listed six credits that can be used when filing Montana Form 2M. However, the Montana Legislature has authorized 27 different income tax credits. See Montana Form 2, Schedule V for a list and description of these 27 tax credits that are available. If you are eligible for any of the other credits not listed above, you will have to file Montana Form 2 instead of Form 2M.

There are three categories of credits available to you on your Montana individual income tax return. With the exception of the capital gains tax credit, which is required to be applied before any other credit, (refer to the instructions for Form 2M, line 44) you are not required to apply any of these six other tax credits against your income tax liability in any particular order.

- **Nonrefundable single-year credits.** Your nonrefundable single-year credits can only be used to offset your 2010 resident tax after capital gains credit and cannot reduce your tax liability below zero. The unused portion of your nonrefundable single-year credits that exceeded your 2010 income tax liability are lost and cannot be used in future years.
- **Nonrefundable carryover credits.** Your nonrefundable carryover credit can be used to offset your 2010 resident tax after capital gains credit and cannot reduce your tax liability below zero. Your excess nonrefundable credit that is not applied against your 2010 income tax liability can be carried over and used to offset future year tax liabilities.
- **Refundable credits.** Your refundable credits are applied against your income tax liability with any unused credit refunded to you.

2010 Montana Individual Income Tax Table

If Your Taxable Income Is More Than	But Not More Than	Multiply Your Taxable Income By	And Subtract	This Is Your Tax	If Your Taxable Income Is More Than	But Not More Than	Multiply Your Taxable Income By	And Subtract	This Is Your Tax
\$0	\$2,600	1% (0.010)	\$0		\$9,400	\$12,100	5% (0.050)	\$235	
\$2,600	\$4,600	2% (0.020)	\$26		\$12,100	\$15,600	6% (0.060)	\$356	
\$4,600	\$6,900	3% (0.030)	\$72		More Than \$15,600		6.9% (0.069)	\$496	
\$6,900	\$9,400	4% (0.040)	\$141						

For Example: Taxable Income \$6,800 X 3% (0.030) = \$204. \$204 Minus \$72 = \$132 Tax





Did you know?
You can e-file this form.
revenue.mt.gov/efile

2010 Montana Elderly Homeowner/Renter Credit

File alone or with your Form 2 or Form 2M. Free electronic filing is available at revenue.mt.gov

Form 2EC

<input type="checkbox"/> Check this box if this is an amended return.	First name and initial	Last name	Social security number	If deceased, date of death
	Spouse's first name and initial	Last name	Spouse's social security number	If deceased, date of death
	Mailing address	City	State	Zip+4

Part I - Qualifications (Answer each of the following statements.)

I was age 62 or older as of December 31, 2010.	Yes ▶	No ▶
I occupied a Montana residence as an owner or renter for a total of six months or more during 2010.	Yes ▶	No ▶
I resided in Montana for nine months or more during 2010.	Yes ▶	No ▶
My gross household income was less than \$45,000 in 2010.	Yes ▶	No ▶
If you answered "No" to any of the four statements above, you are not eligible for this credit.		

Part II - Household Income

1	Enter your total gross household income (see worksheet on the back of this form).	▶	1		00
2	Entered here for you is your standard exclusion.	▶	2	6300	00
3	Subtract line 2 from line 1 and enter the result here, but not less than zero.	▶	3		00
4	Enter your multiplier rate from the Household Income Reduction Table located on the back of this form.	▶	4		
5	Multiply line 3 by line 4 and enter the result here. This is your net household income.	▶	5		00

Part III - Credit Computation

6	Enter the property tax that you were billed for your principal residence in 2010.	▶	6		00
7	Enter the rent that you paid in 2010 for your principal residence.	▶	7		00
8	Multiply line 7 by 0.15 (15%) and enter the result here.	▶	8		00
9	Add lines 6 and 8; enter the result here.	▶	9		00
10	Subtract line 5 from line 9 and enter the result here, but not less than zero.	▶	10		00
11	Enter the lesser of line 10 or \$1,000.	▶	11		00
12	Enter on line 12 the percentage listed in the credit multiplier table in the instructions on the back of this form that corresponds to your gross household income reported on line 1.	▶	12		
13	Multiply line 11 by the percentage reported on line 12 and enter the result here. This is your elderly homeowner/renter credit.	▶	13		00

- If you are filing Montana Form 2, enter on Form 2, Schedule V, line 25, the amount on line 13 above. Attach Form 2EC to Form 2.
- If you are filing Montana Form 2M, enter on Form 2M, Schedule II, line 7, the amount on line 13 above. Attach Form 2EC to Form 2M.
- If you are not required to file Montana Form 2 or 2M, see instructions on the back of this form. Mail Form 2EC to the MT Dept. of Revenue.

For Direct Deposit of your refund, complete 1, 2, 3, and 4.	1. RTN#	2. ACCT#
	3. If using direct deposit, you are required to mark one box. <input type="checkbox"/> Checking <input type="checkbox"/> Savings	
4. Is this refund going to an account that is located outside of the United States or its territories? <input type="checkbox"/> Yes <input type="checkbox"/> No		

Mail your completed Form 2EC to: Montana Department of Revenue PO Box 6577 Helena, MT 59604-6577	Name, address and telephone number of paid preparer	May the DOR discuss this return with your tax preparer? <input type="checkbox"/> Yes <input type="checkbox"/> No
	Paid preparer's PTIN, SSN or FEIN:	<input type="checkbox"/> Do not mail forms and instructions next year

Your signature is required	Date	Daytime telephone number	Spouse's signature	Date
X			X	

I declare under penalty of false swearing that the information in this tax return and attachments is true, correct and complete.



Questions? Call us toll free at (866) 859-2254 (in Helena, 444-6900) or TDD (406) 444-2830 for hearing impaired.

Please Note: The complete instructions for the elderly homeowner/renter tax credit can be found in this booklet.

Line 1 – Household Income

Enter your gross household income on line 1. Your gross household income is all the income received, taxable and nontaxable, by all individuals who live in your household. In addition to federal adjusted gross income, the following are examples of items that are included in household income:

- Inheritances
- Pension and annuity income (this includes railroad retirement and veteran’s disability benefits)
- Any capital gains that you excluded from your Montana adjusted gross income such as the gain from the sale of your primary residence
- Alimony and support payments
- Nontaxable strike benefits
- Cash public assistance and relief
- Interest on federal, state, county, and municipal bonds
- All social security payments except those paid directly to a nursing home
- Federal income tax refunds
- State income tax refunds and elderly homeowner/renter credits allowed

Some items above may involve a basis or an amount you invested. If applicable, you may reduce your income by the basis or by the amount that is the return of what you invested. For example, if you paid \$5,000 for stock in a company, that is your basis. If you sell the stock for \$8,000, your household income only includes the gain of \$3,000 (\$8,000 sales price minus \$5,000 basis). Do not reduce your household income by any losses that you included in your federal adjusted gross income.

The following worksheet can be used to help you calculate your gross household income:

Income Source	Amount
1. Wages, salaries, bonuses, tips, etc.	
2. Business, partnership, rent, royalties (do not include losses.)	
3. Dividends, interest including interest from federal, state, county and municipal bonds capital gains (do not include capital losses.)	
4. State and federal tax refunds.	

5. Prior year 2EC refunds.	
6. Alimony, public assistance, unemployment.	
7. Pension, annuities, IRA distributions, benefits from railroad retirement, public employee’s retirement, veteran’s disability and social security.	
8. Income from any source or other household members not included above.	
9. Add lines 1 through 8 and enter the total here and on Form 2EC, line 1. This is your Gross Household Income.	

Line 4 – Household Income Reduction Table

If your household income on line 3 is:		
At least	But not more than	Your multiplier is
\$0	\$1,999	0.000
\$2,000	\$2,999	0.006
\$3,000	\$3,999	0.016
\$4,000	\$4,999	0.024
\$5,000	\$5,999	0.028
\$6,000	\$6,999	0.032
\$7,000	\$7,999	0.035
\$8,000	\$8,999	0.039
\$9,000	\$9,999	0.042
\$10,000	\$10,999	0.045
\$11,000	\$11,999	0.048
\$12,000 and over		0.050

Line 12 – Credit Multiplier

If the amount on line 1 is:	enter this figure on line 12:
Less than \$35,000	1.00 (100%)
\$35,000 to \$37,500	0.40 (40%)
\$37,501 to \$40,000	0.30 (30%)
\$40,001 to \$42,500	0.20 (20%)
\$42,501 to \$44,999	0.10 (10%)
\$45,000 and over	0.00 (0%)

If you are not required to file Montana Form 2 or Form 2M, free electronic filing is available at revenue.mt.gov. If you choose not to file electronically, please mail your Form 2EC to:

Montana Department of Revenue
 PO Box 6577
 Helena, MT 59604-6577



2010 Montana Individual Income Tax Return

Form 2M

Calendar year income tax return for a Montana resident with a filing status of single, married filing jointly, or head of household.

Form header section with fields for First name and initial, Last name, Social security number, Spouse's first name and initial, Last name, Spouse's social security number, Mailing address, City, State, Zip+4.

Filing Status (check only one box) 1. Single 2. Married filing jointly 3. Head of household 4. X Resident full year (This form is only to be used by full-year Montana residents. Nonresidents and part-year residents must use Form 2.)

5a. X Yourself 65 or older Blind Enter number checked 5a. 5b. Spouse 65 or older Blind Enter number checked 5b.

Exemptions

Table for dependents with columns: First name, Last name, Social security number, Relationship, Disabled (Yes/No), and a summary column for total dependents.

Federal Adjusted Gross Income

Table for Federal Adjusted Gross Income with rows 6 through 21, including wages, interest, dividends, IRA distributions, pensions, unemployment, social security, and adjustments to income.

Montana Adjusted Gross Income

Table for Montana Adjusted Gross Income with rows 22 through 37, including interest/dividends from bonds, federal refund, social security additions, medical care savings, and Montana-specific adjustments.



SSN input boxes

Main tax form table with sections: Taxable Income, Tax, Credits, Payments, Penalty, Interest and Contributions, Amount You Owe or Your Refund. Rows 38-65.

For Direct Deposit of your refund, complete 1, 2, 3, and 4. Please see instructions on page 11. 1. RTN#, 2. ACCT#, 3. Checking/Savings, 4. Is this refund going to an account that is located outside of the United States or its territories?

Check this box if estimated payments were made using the annualized method. (Attach Form EST-I.) Name, address and telephone number of paid preparer. Paid preparer's PTIN, SSN or FEIN. Do not mail forms and instructions next year.

May the DOR discuss this tax return with your tax preparer? See instructions on page 21. Your signature is required, Date, Daytime telephone number, Spouse's signature, Date.

I declare under penalty of false swearing that the information in this tax return and attachments is true, correct and complete.

--	--	--	--	--	--	--	--	--	--

Schedule I - Montana Form 2M Itemized Deductions

Enter your itemized deductions on the corresponding line.
File Schedule I with your Montana Form 2M.

Medical and Dental Expenses	1. Medical and dental expenses.....	1.	00	
	2. Enter amount from Form 2M, line 38.....	2.	00	
	3. Multiply line 2 by 7.5% (0.075).....	3.	00	
	4. Subtract line 3 from line 1 and enter the result here, but not less than zero. This is your deductible medical and dental expense subject to 7.5% of Montana Adjusted Gross Income.	4.		00
	5. Medical insurance premiums not deducted elsewhere on your tax return.....	5.		00
	6. Long term care insurance premiums not deducted elsewhere on your tax return.....	6.		00
Complete lines 7a through 7d reporting your total federal income tax paid in 2010 before completing line 7e.				
Taxes You Paid	7a. Federal income tax withheld in 2010.....	7a.	00	
	7b. Federal estimated tax payments paid in 2010.....	7b.	00	
	7c. 2009 federal income taxes paid in 2010.....	7c.	00	
	7d. Other back-year federal income taxes paid in 2010.....	7d.	00	
Interest You Paid	7e. Add lines 7a through 7d. Enter the result here, but not more than \$5,000 if you are filing single or head of household, or \$10,000 if filing a joint return with your spouse. This is your federal income tax deduction.	7e.		00
	8. Real estate taxes paid in 2010.....	8.		00
	9. Personal property taxes paid in 2010. (See instructions on page 12).....	9.		00
	10. Other deductible taxes. List type and amount:.....	10.		00
	11. Home mortgage interest and points reported to you on federal Form 1098.....	11.		00
	12. Home mortgage interest not reported to you on federal Form 1098. If paid to the person from whom you bought the house, provide name, SSN, and address:.....	12.		00
	13. Points not reported to you on federal Form 1098.....	13.		00
	14. Qualified mortgage insurance premiums. (See instructions on page 13).....	14.		00
	15. Investment interest. Attach federal Form 4952.....	15.		00
	16. Charitable contributions made by cash or check during 2010.....	16.		00
	17. Charitable contributions made other than by cash or check during 2010.....	17.		00
	18. Charitable contribution carryover from the prior year.....	18.		00
	19. Child and dependent care expenses. Attach Montana Form 2441M.....	19.		00
	20. Casualty or theft loss(es). Attach federal Form 4684.....	20.		00
Job Expenses and Certain Miscellaneous Deductions	21. Unreimbursed employee business expenses. Attach federal Form 2106 or 2106-EZ.....	21.	00	
	22. Other expenses. List type and amount:.....	22.	00	
	23. Add lines 21 and 22; enter the result here.....	23.	00	
	24. Enter the amount on Form 2M, line 38 here.....	24.	00	
	25. Multiply line 24 by 2% (0.02) and enter the result here.....	25.	00	
	26. Subtract line 25 from line 23 and enter the result here, but not less than zero.....	26.		00
	27. Political contributions (limited to \$100 per taxpayer).....	27.		00
	28. Other miscellaneous deductions not subject to 2% of Montana Adjusted Gross Income. List type and amount:.....	28.		00
	29. Add lines 4 through 6; 7e through 20; and 26 through 28. Enter the result here and on Form 2M, line 39. These are your itemized deductions.	29.		00



--	--	--	--	--	--	--	--	--	--

Schedule II - Montana Form 2M Tax Credits

Enter your Montana tax credits on the corresponding line.
File Schedule II with your Montana Form 2M.

Nonrefundable credits that are single-year credits and HAVE NO carryover provision.

1. College contribution credit. Attach Form CC.	1.		00
2. Energy conservation installation credit. Attach Form ENRG-C.	2.		00
3. Elderly care credit. Attach Form ECC.	3.		00

Nonrefundable credits that HAVE a carryover provision that allows you to carry forward the unused portion of your credit to future tax years.

4. Alternative energy systems credit. Attach Form ENRG-B.	4.		00
5. Adoption credit. Attach federal Form 8839.	5.		00
6. Add lines 1 through 5 and enter the result here and on Form 2M, line 46. These are your total nonrefundable credits.	6.		00

Refundable credits are applied against your income tax liability with any remaining balance refunded to you.

7. Elderly homeowner/renter credit. Attach Form 2EC. Enter the result on Form 2M, line 51. (You do not need to attach Schedule II if this is the only credit you are claiming.).....	7.		00
--	----	--	----

Montana Tax Credits

We have listed six credits that can be used when filing Montana Form 2M. However, the Montana Legislature has authorized 27 different income tax credits. See Montana Form 2, Schedule V for a list and description of these 27 tax credits that are available. If you are eligible for any of the other credits not listed above, you will have to file Montana Form 2 instead of Form 2M.

There are three categories of credits available to you on your Montana individual income tax return. With the exception of the capital gains tax credit, which is required to be applied before any other credit, (refer to the instructions for Form 2M, line 44) you are not required to apply any of these six other tax credits against your income tax liability in any particular order.

- **Nonrefundable single-year credits.** Your nonrefundable single-year credits can only be used to offset your 2010 resident tax after capital gains credit and cannot reduce your tax liability below zero. The unused portion of your nonrefundable single-year credits that exceeded your 2010 income tax liability are lost and cannot be used in future years.
- **Nonrefundable carryover credits.** Your nonrefundable carryover credit can be used to offset your 2010 resident tax after capital gains credit and cannot reduce your tax liability below zero. Your excess nonrefundable credit that is not applied against your 2010 income tax liability can be carried over and used to offset future year tax liabilities.
- **Refundable credits.** Your refundable credits are applied against your income tax liability with any unused credit refunded to you.

2010 Montana Individual Income Tax Table

If Your Taxable Income Is More Than	But Not More Than	Multiply Your Taxable Income By	And Subtract	This Is Your Tax	If Your Taxable Income Is More Than	But Not More Than	Multiply Your Taxable Income By	And Subtract	This Is Your Tax
\$0	\$2,600	1% (0.010)	\$0		\$9,400	\$12,100	5% (0.050)	\$235	
\$2,600	\$4,600	2% (0.020)	\$26		\$12,100	\$15,600	6% (0.060)	\$356	
\$4,600	\$6,900	3% (0.030)	\$72		More Than \$15,600		6.9% (0.069)	\$496	
\$6,900	\$9,400	4% (0.040)	\$141						

For Example: Taxable Income \$6,800 X 3% (0.030) = \$204. \$204 Minus \$72 = \$132 Tax





Did you know?
You can e-file this form.
revenue.mt.gov/efile

2010 Montana Elderly Homeowner/Renter Credit

File alone or with your Form 2 or Form 2M. Free electronic filing is available at revenue.mt.gov

Form 2EC

<input type="checkbox"/> Check this box if this is an amended return.	First name and initial	Last name	Social security number	If deceased, date of death
	M M D D Y Y Y Y			
	Spouse's first name and initial	Last name	Spouse's social security number	If deceased, date of death
				M M D D Y Y Y Y
Mailing address	City	State	Zip+4	

Part I - Qualifications (Answer each of the following statements.)

I was age 62 or older as of December 31, 2010.	Yes ▶	No ▶
I occupied a Montana residence as an owner or renter for a total of six months or more during 2010.	Yes ▶	No ▶
I resided in Montana for nine months or more during 2010.	Yes ▶	No ▶
My gross household income was less than \$45,000 in 2010.	Yes ▶	No ▶
If you answered "No" to any of the four statements above, you are not eligible for this credit.		

Part II - Household Income

1	Enter your total gross household income (see worksheet on the back of this form).	▶	1		00
2	Entered here for you is your standard exclusion.	▶	2	6300	00
3	Subtract line 2 from line 1 and enter the result here, but not less than zero.	▶	3		00
4	Enter your multiplier rate from the Household Income Reduction Table located on the back of this form.	▶	4		
5	Multiply line 3 by line 4 and enter the result here. This is your net household income.	▶	5		00

Part III - Credit Computation

6	Enter the property tax that you were billed for your principal residence in 2010.	▶	6		00
7	Enter the rent that you paid in 2010 for your principal residence.	▶	7		00
8	Multiply line 7 by 0.15 (15%) and enter the result here.	▶	8		00
9	Add lines 6 and 8; enter the result here.	▶	9		00
10	Subtract line 5 from line 9 and enter the result here, but not less than zero.	▶	10		00
11	Enter the lesser of line 10 or \$1,000.	▶	11		00
12	Enter on line 12 the percentage listed in the credit multiplier table in the instructions on the back of this form that corresponds to your gross household income reported on line 1.	▶	12		
13	Multiply line 11 by the percentage reported on line 12 and enter the result here. This is your elderly homeowner/renter credit.	▶	13		00

- If you are filing Montana Form 2, enter on Form 2, Schedule V, line 25, the amount on line 13 above. Attach Form 2EC to Form 2.
- If you are filing Montana Form 2M, enter on Form 2M, Schedule II, line 7, the amount on line 13 above. Attach Form 2EC to Form 2M.
- If you are not required to file Montana Form 2 or 2M, see instructions on the back of this form. Mail Form 2EC to the MT Dept. of Revenue.

For Direct Deposit of your refund, complete 1, 2, 3, and 4.	1. RTN#		2. ACCT#	
	3. If using direct deposit, you are required to mark one box. <input type="checkbox"/> Checking <input type="checkbox"/> Savings			
4. Is this refund going to an account that is located outside of the United States or its territories? <input type="checkbox"/> Yes <input type="checkbox"/> No				

Mail your completed Form 2EC to: Montana Department of Revenue PO Box 6577 Helena, MT 59604-6577	Name, address and telephone number of paid preparer	May the DOR discuss this return with your tax preparer? <input type="checkbox"/> Yes <input type="checkbox"/> No
	Paid preparer's PTIN, SSN or FEIN:	<input type="checkbox"/> Do not mail forms and instructions next year

Your signature is required	Date	Daytime telephone number	Spouse's signature	Date
X			X	

I declare under penalty of false swearing that the information in this tax return and attachments is true, correct and complete.



Questions? Call us toll free at (866) 859-2254 (in Helena, 444-6900) or TDD (406) 444-2830 for hearing impaired.

Please Note: The complete instructions for the elderly homeowner/renter tax credit can be found in this booklet.

Line 1 – Household Income

Enter your gross household income on line 1. Your gross household income is all the income received, taxable and nontaxable, by all individuals who live in your household. In addition to federal adjusted gross income, the following are examples of items that are included in household income:

- Inheritances
- Pension and annuity income (this includes railroad retirement and veteran’s disability benefits)
- Any capital gains that you excluded from your Montana adjusted gross income such as the gain from the sale of your primary residence
- Alimony and support payments
- Nontaxable strike benefits
- Cash public assistance and relief
- Interest on federal, state, county, and municipal bonds
- All social security payments except those paid directly to a nursing home
- Federal income tax refunds
- State income tax refunds and elderly homeowner/renter credits allowed

Some items above may involve a basis or an amount you invested. If applicable, you may reduce your income by the basis or by the amount that is the return of what you invested. For example, if you paid \$5,000 for stock in a company, that is your basis. If you sell the stock for \$8,000, your household income only includes the gain of \$3,000 (\$8,000 sales price minus \$5,000 basis). Do not reduce your household income by any losses that you included in your federal adjusted gross income.

The following worksheet can be used to help you calculate your gross household income:

Income Source	Amount
1. Wages, salaries, bonuses, tips, etc.	
2. Business, partnership, rent, royalties (do not include losses.)	
3. Dividends, interest including interest from federal, state, county and municipal bonds capital gains (do not include capital losses.)	
4. State and federal tax refunds.	

5. Prior year 2EC refunds.	
6. Alimony, public assistance, unemployment.	
7. Pension, annuities, IRA distributions, benefits from railroad retirement, public employee’s retirement, veteran’s disability and social security.	
8. Income from any source or other household members not included above.	
9. Add lines 1 through 8 and enter the total here and on Form 2EC, line 1. This is your Gross Household Income.	

Line 4 – Household Income Reduction Table

If your household income on line 3 is:		
At least	But not more than	Your multiplier is
\$0	\$1,999	0.000
\$2,000	\$2,999	0.006
\$3,000	\$3,999	0.016
\$4,000	\$4,999	0.024
\$5,000	\$5,999	0.028
\$6,000	\$6,999	0.032
\$7,000	\$7,999	0.035
\$8,000	\$8,999	0.039
\$9,000	\$9,999	0.042
\$10,000	\$10,999	0.045
\$11,000	\$11,999	0.048
\$12,000 and over		0.050

Line 12 – Credit Multiplier

If the amount on line 1 is:	enter this figure on line 12:
Less than \$35,000	1.00 (100%)
\$35,000 to \$37,500	0.40 (40%)
\$37,501 to \$40,000	0.30 (30%)
\$40,001 to \$42,500	0.20 (20%)
\$42,501 to \$44,999	0.10 (10%)
\$45,000 and over	0.00 (0%)

If you are not required to file Montana Form 2 or Form 2M, free electronic filing is available at revenue.mt.gov. If you choose not to file electronically, please mail your Form 2EC to:

Montana Department of Revenue
PO Box 6577
Helena, MT 59604-6577





Individual Income Tax Forms Available Upon Request

These forms are available on our website at revenue.mt.gov, and may be available at your local bank, courthouse, library or post office. You can also order your forms by calling us toll free (866) 859-2254 (in Helena, 444-6900).

Form Name	Description	Form Name	Description
2EZ Booklet.....	2010 Individual Income Tax Form 2EZ with Instructions	FRM.....	Farm and Ranch Risk Management Account
2M Booklet.....	2010 Individual Income Tax Form 2M with Instructions	HI	Health Insurance for Uninsured Montanans Credit
2 Booklet.....	2010 Individual Income Tax Form 2 with Instructions	IND	Tribal Member Certification (formerly known as Indian Certification)
2EC.....	Montana Elderly Homeowner/Renter Credit	IUFC	Infrastructure User Fee Credit
2101.....	W-2 Withholding Declaration	MHPE	Mobile Home Park Exclusion
2441-M	Child and Dependent Care Expense Deduction	MINE-CRED	Mineral and Coal Exploration Incentive Credit
AEPC.....	Alternative Energy Production Credit	MSA.....	Medical Care Savings Account
AFCR.....	Alternative Fuel Credit	NOL	Montana Net Operating Loss Worksheet (1999 and subsequent years)
BBSC.....	Biodiesel Blending and Storage Credit	NOL-Pre 99	Montana Net Operating Loss Worksheet (1998 and prior years)
CC	College Contribution Credit	NR-1	North Dakota Reciprocal Affidavit
DCAC	Dependent Care Assistance Credit	NR-2	Employee Certificate of North Dakota Residence
DS-1	Disability Income Exclusion Calculation	OSC.....	Oilseed Crushing and Biodiesel/ Biolubricant Production Facility Credit
ECC.....	Elderly Care Credit	QEC.....	Qualified Endowment Credit
ENRG-A.....	Geothermal Systems Credit	RCYL.....	Recycle Credit
ENRG-B.....	Alternative Energy Systems Credit	RSCH	Increase Research and Development Activities Credit
ENRG-C	Energy Conservation Installation Credit	TELC	Temporary Emergency Lodging Credit
ESA.....	Estimated Tax Annualization Worksheet	VT	Veteran's Program Contribution and Deduction
EST-I.....	Interest on Underpayment of Estimated Tax	Worksheet VIII ...	Taxable Social Security Benefits
ESW	Estimated Individual Income Tax Worksheet	Worksheet IX.....	Tax Benefit Rule for Recoveries of Itemized Deductions
EXT-10.....	Extension Payment Worksheet		
FPC	Film Employment Production and Qualified Expenditures Credit		
FTB.....	First-Time Home Buyer Savings Account		

Mail your individual income tax return to:

If you have a refund or no payment due:

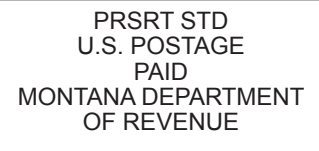
Montana Department of Revenue
PO Box 6577
Helena, MT 59604-6577

If you are sending a payment and voucher:

Montana Department of Revenue
PO Box 6308
Helena, MT 59604-6308

Important Numbers

Tax Questions and Assistance toll free (866) 859-2254 (in Helena, 444-6900)
Forms Request..... toll free (866) 859-2254 (in Helena, 444-6900)
For the Hearing Impaired (406) 444-2830
Fax (406) 444-6642



No Return

Filing Checklist

If you file your return by mail, be sure to:

- ◀ Check the appropriate box indicating whether you are taking the standard deduction or have elected to itemize your deductions.
- ◀ Sign the return. If you are filing a joint return, your spouse must also sign the return.
- ◀ Sign your check or money order if you have included a payment. Do not send cash.
- ◀ Include all W-2s. Also include any 1099s reporting Montana withholding that you were issued for 2010.
- ◀ Include all state and federal schedules that support figures on your return. You do not need to include worksheets. You do not need to include schedules that are blank.

- ◀ Keep a copy of your return with all schedules, worksheets, receipts and other supporting documents.
- ◀ Mail your return (see mailing information on inside back cover.)

If you file your return electronically, be sure to:

- ◀ Receive confirmation that your return was accepted by the Montana Department of Revenue.
- ◀ Make an electronic payment or remember to send a check or money order before April 15, 2011 if you owe.
- ◀ Keep a copy of your return with all schedules, worksheets, receipts and other supporting documents.

We value your comments and suggestions.

The Montana Department of Revenue works for you.

That's why we look forward to hearing what you have to say. Please let us know how we are doing by completing the improvement survey attached to this instruction booklet. Your comments and suggestions will help us do an even better job for you. And that makes our tax system work for all Montanans!

