

# MISSOURI

## Form MO-PTC Property Tax Credit Claim

2  
0  
1  
7



### Final Checklist Before Mailing Your Claim

The instructions and form itself will list  
back-up information needed.

Did you need to attach any of these?

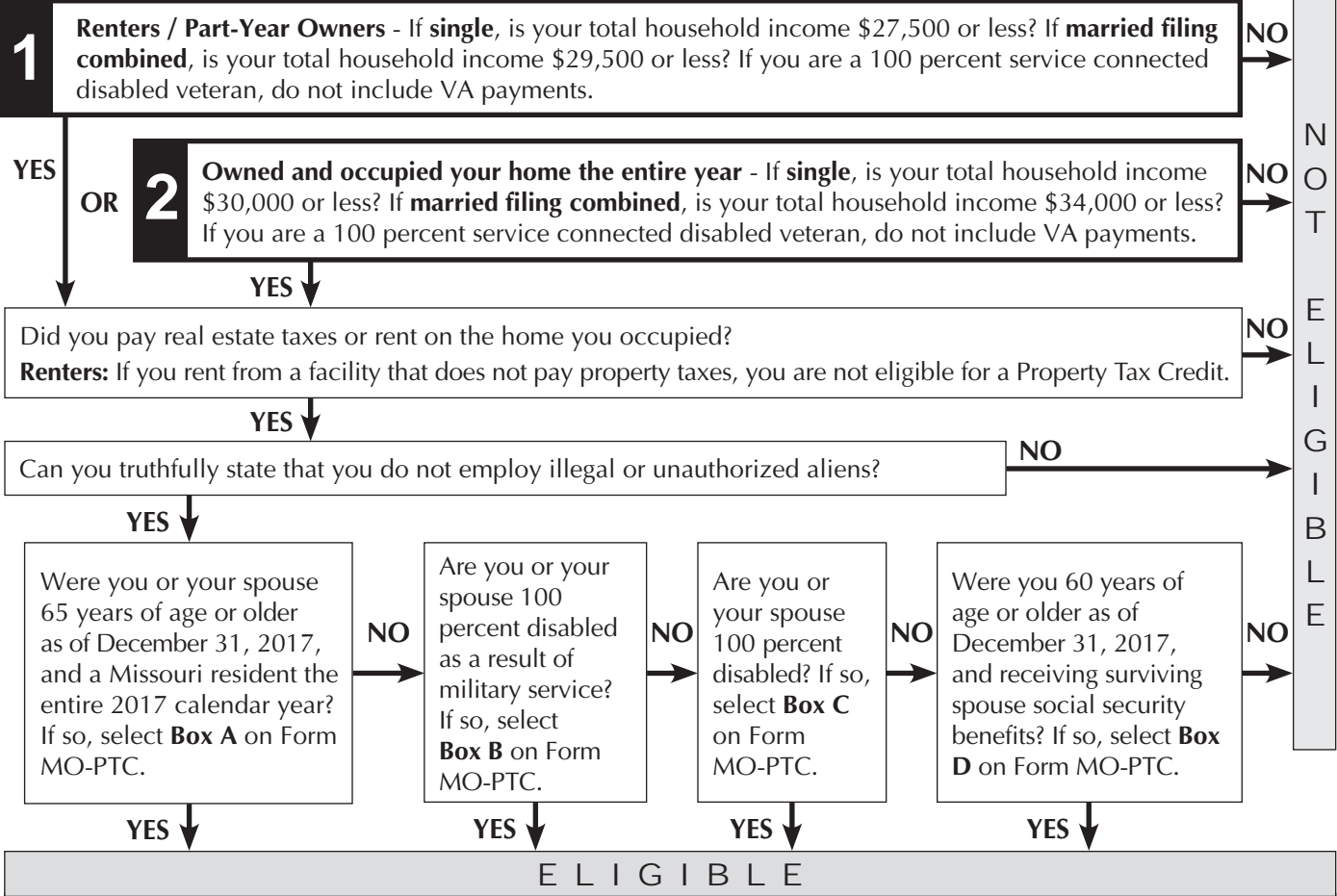
- MO-CRP
- Rent receipts or signed landlord statement
- SSA-1099, RRB-1099, or SSI Statement
- 2017 **paid** real estate receipts or personal property tax receipts
- Disabled veteran documentation
- Power of Attorney or Federal Form 1310 and death certificate

**Failure to include required documentation or  
information may reduce or delay your refund.**

# Am I Eligible?

Use this diagram to determine if you or your spouse are eligible to claim the **Property Tax Credit (Circuit Breaker)**

Start diagram by choosing **Box 1** or **Box 2** and follow to conclusion.



This information is for guidance only and does not state complete law.

**2-D Barcode Returns** - If you plan to file a paper return, you should consider 2-D barcode filing. The software encodes all your tax information into a 2-D barcode, which allows your return to be processed with fewer errors compared to traditional paper returns.



If you use software to prepare your return, check our website for approved 2-D barcode software companies. Also, check out the Department's fill-in forms that calculate and have a 2-D barcode. You can have your refund directly deposited into your bank account when you use the Department's fill-in forms. **All** 2-D barcode returns should be mailed to: **Department of Revenue, P.O. Box 3385, Jefferson City, MO 65105-3385.**

## Assistance with Preparing Your Tax Return

There are a large number of volunteer groups around Missouri providing tax assistance to elderly or lower income taxpayers. To locate a volunteer group near you that offers return preparation assistance:

- Call 800-906-9887 or 888-227-7669, or
- Visit <http://www.irs.gov/Individuals/Free-Tax-Return-Preparation-for-You-by-Volunteers>.

You will find a larger volume of volunteer centers open during the filing season, which is typically January through April.

## What's Inside

Am I Eligible? . . . . .	2
Do I Have the Correct Tax Book? . . . . .	3
Important Filing Information . . . . .	3-4

## Do I Have the Correct Tax Book?

You may use this tax book to file your 2017 Property Tax Credit Claim (Form MO-PTC), if you meet the eligibility requirements on page 2 and are not required to file an individual income tax return.

You **cannot use this book** if you were required to file a federal return and you were a:

- Resident of Missouri and you had Missouri adjusted gross income of \$1,200 or more;
- Nonresident of Missouri and had income of \$600 or more from Missouri sources; or
- Resident or nonresident with Missouri withholding and you want to file an individual income tax return to claim a refund of your withholding.

If you have any negative income, you cannot use this form.

If you meet any of the above criteria, you **cannot** file the Form MO-PTC. You must file a Missouri income tax return and attach the Property Tax Credit Schedule (Form MO-PTS) if you qualify for a property tax credit. See below for information to obtain the correct form (Individual Income Tax Return - Long Form MO-1040 or Individual Income Tax Return and Property Tax Credit Claim/Pension Exemption - Short Form MO-1040P) to file and claim your property tax credit.

**Exception:** You are not required to file a Missouri income tax return if your standard deduction plus your personal exemption meet or exceed your Missouri adjusted gross income.

If you are a nonresident alien, visit our website at <http://dor.mo.gov/personal/individual/> for information.

### Helpful Hint

If you anticipate receiving any 1099 or W-2 income, please wait to file this claim until all statements are received. Filing too early may result in a balance due.

## To Obtain Forms

Visit <http://dor.mo.gov/personal/individual/>.

## \*\*Important Filing Information\*\*

**This information is for guidance only and does not state the complete law.**

Information to Complete Form MO-PTC . . . . .	4-7
Information to Complete Form MO-CRP . . . . .	8
Form MO-PTC. . . . .	9-11
Form MO-CRP . . . . .	12
2017 Property Tax Credit Chart. . . . .	13-15

## When to File Claim

The 2017 Form MO-PTC is due April 17, 2018, but you may file up to three years from the due date and still receive your credit.

## Where to Mail Claim

Mail your completed Form MO-PTC and all attachments to: Department of Revenue  
P.O. Box 2800  
Jefferson City, MO 65105-2800

## Filing for Deceased Individuals

If an individual passed away in 2017, a claim may be filed by the surviving spouse if the filing status is "married filing combined" and all other qualifications are met. If there is no surviving spouse, the estate may file the claim.

A copy of the death certificate must be attached and if the check is to be issued in another name, a Federal Form 1310 must also accompany the claim. To obtain Federal Form 1310, go to [www.irs.gov/forms-pubs](http://www.irs.gov/forms-pubs).

Any existing Power of Attorney (Form 2827) pending with the Department of Revenue is terminated when the death of the taxpayer is made known to the Department. A new Form 2827 or verification of personal representation is required after the death of the taxpayer before any party may discuss the taxpayer's debt with the Department staff. If no personal representation was appointed, submit verification of the executor of estate or distributee.

## Dollars and Cents

Rounding is required on your Form MO-PTC. Zeros have been placed in the cents column on your return. For 1 cent through 49 cents, round down to the previous whole dollar amount. For 50 cents through 99 cents, round up to the next whole dollar amount.

*Example: Round \$32.49 down to \$32.00  
Round \$32.50 up to \$33.00*

## Fill-in Forms That Calculate

Go to our website at <http://dor.mo.gov/personal/ptc> to enter your tax information, and let us do the math for you. No calculation errors means faster processing. Just print, sign, and mail the claim with required supporting documents.

## Address Change

If you move after filing your return, notify both the post office serving your old address and the Department of Revenue of your address change. Address change requests should be mailed to: **Department of Revenue, P.O. Box 2200, Jefferson City, MO 65105-2200**. This will help forward any refund check or correspondence to your new address.

## Missouri Return Inquiry

To check the status of your current year return 24 hours a day, please visit the Department's website at <http://dor.mo.gov/personal/individual/> or call our automated individual income tax inquiry line at (573) 526-8299. To obtain the status of your return, you must know the following information: 1) the first social security number on the return; 2) the filing status shown on your return; and 3) the exact amount of the refund or balance due in whole dollars.

## Taxpayer Bill of Rights

To obtain the Taxpayer Bill of Rights (Form 3097) visit <http://dor.mo.gov/personal/individual/>.

## Form MO-PTC

### Information to Complete Form MO-PTC

#### Name, Address, Etc.

Print or type your name(s), address, social security number(s), birthdate(s), and telephone number in the spaces provided. If you or your spouse do not have a social security number, enter "none" in the appropriate space(s). If married, enter both birthdates, even if your spouse died during the calendar year. Only select the deceased box if death occurred in 2017.

Select the amended claim box if you are filing an amended claim. Complete the entire claim using the corrected figures.

#### Helpful Hints

- Please use the social security number of the person filing the claim.
- Do not use Form MO-PTC if you need to file an individual income tax return (Form MO-1040 or Form MO-1040P). See page 3.

## Qualifications

Select the applicable box to indicate under which qualification you are filing the Form MO-PTC. See the "Am I Eligible" chart on page 2. You must select a qualification box to be eligible for the credit. Select **only one box. Attach the appropriate documentation to verify your qualification.** (The required documentation is listed behind each qualification on Form MO-PTC.)

## Filing Status

Select your filing status. You can select "married - living separate for entire year" **only if you and your spouse did not at any time during the year live in the same residence.**

**Note: If you lived at different addresses for the entire year, you may file a separate claim.** Do not include your spouse's name or social security number if you selected married filing separate. You cannot take the \$2,000 or \$4,000 deduction on Line 7 if you selected "married-living separate for entire year," as your filing status, and you are filing a separate claim. (Example: One spouse lives in a nursing or residential care facility while the other spouse remains in the home the entire year.)

#### Helpful Hint

If you are married and lived together for any part of the year, you must file married filing combined and include all household income.

## Household Income

Household income is **all income** received by a claimant, spouse, and minor children (**taxable or nontaxable**) and includes all income from sources listed on Lines 1 through 5 of Form MO-PTC.

## Line 1 - Social Security Benefits

Enter the amount of social security benefits received by you, your spouse, and your **minor children** before any deductions and the amount of social security equivalent railroad retirement benefits. **Attach Forms SSA-1099 or RRB-1099.**

Lump sum distributions from the Social Security Administration or other agencies must be claimed in the year in which they are received.

**FORM SSA-1099 - SOCIAL SECURITY BENEFIT STATEMENT**

<b>2017</b>			• PART OF YOUR SOCIAL SECURITY BENEFITS SHOWN IN BOX 5 MAY BE TAXABLE INCOME. • SEE THE REVERSE SIDE FOR MORE INFORMATION.		
Box 1. Name BETTY TAXPAYER		Box 2. Beneficiary's Social Security Number 000-00-0000			
Box 3. Benefits Paid in 2017 *\$8,400.00	Box 4. Benefits Repaid to SSA in 2017 NONE	Box 5. Net Benefits for 2017 (Box 3 minus box 4) \$8,400.00			
DESCRIPTION OF AMOUNT IN BOX 3			DESCRIPTION OF AMOUNT IN BOX 4		
Paid by check or direct deposit \$7,800.00			NONE		
Medicare premiums deducted from your benefit \$600.00					
Total Additions \$8,400.00					
Benefits for 2017 \$8,400.00					
			Box 6. Voluntary Federal Income Tax Withheld NONE		
			Box 7. Address BETTY TAXPAYER 5500 TAXES LANE TAXTOWN, MO 55555-5555		
			Box 8. Claim Number (Use this number if you need to contact SSA.) 000-00-0000		
*Includes: \$12.00 Paid in 2017 for 2016					

Form SSA-1099-SM (12-2017) DO NOT RETURN THIS FORM TO SSA OR IRS 0603554

**Helpful Hints**

- Wait to file your claim until you receive your Form SSA-1099 in January 2018. This form will list your benefits for the entire 2017 year. See the sample Form SSA-1099 above.
- If you are receiving railroad retirement benefits, you should receive two Forms RRB-1099. Form RRB-1099R shows annuities and pensions. Form RRB-1099 shows your social security equivalent railroad retirement benefits. Include the amount from Form RRB-1099 that states social security equivalent (usually Tier I benefits) on Line 1.

**Line 2 - Wages, Pensions, Annuities, Dividends, Interest, Rental Income, or Other Income**

Include the amount of **all** wages, pensions, annuities, dividends, interest income, rental income, or other income. Do not include excludable costs of pensions or annuities. (These are usually the employee's contribution to a retirement program listed separately on Form 1099-R.) **Attach Forms W-2, 1099, 1099-R, 1099-DIV, 1099-INT, 1099-MISC, etc.** If grants or long-term care benefits are made payable to the nursing facility, do not include as income or rent. **If you have any negative income, you cannot use this form.**

**Line 3 - Railroad Retirement Benefits**

Enter the gross distribution amount of railroad retirement benefits (not included in Line 1) before any deductions. This is the amount of annuities and pensions received, **not** your social security equivalent benefits. **Attach Form RRB-1099R (Tier II).**

**Line 4 - Veteran Benefits**

If a veteran is 100 percent disabled, **not due to military service**, payments and benefits are included in the property tax credit household income. Veteran payments and benefits include education or training allowances, disability compensation, grants, and insurance proceeds. A letter from the Veterans Administration detailing the amount of your benefits needs to be attached to the Property Tax Credit Claim (Form MO-PTC).

If a veteran is 100 percent disabled **as a result of military service**, you are not required to include your veteran payments and benefits on the Form MO-PTC. A letter from the Veterans Administration confirming the disability is 100 percent from military service needs to be attached to the Form MO-PTC.

**Note:** To request a copy of the letter, call the Veterans Administration at (800) 827-1000.

If you are a surviving spouse receiving social security and your spouse was 100 percent disabled as a result of military service, all veteran payments and benefits must be included.

**Line 5 - Public Assistance**

Include the amount of public assistance, supplemental security income (SSI), child support, unemployment compensation, and temporary assistance payments received by you, your spouse, and your **minor children**. Temporary assistance payments include Temporary Assistance for Needy Families (TANF) payments. In Missouri, the program is referred to as Temporary Assistance (TA). This includes any payments received from the government. Do not include the value of commodity foods, food stamps, or heating and cooling assistance.

**Attach a letter from the Social Security Administration that includes the total amount of assistance received and Form 1099 from Employment Security, if applicable.**

### Helpful Hints

- Supplemental Security Income (SSI) is paid by the Social Security Administration. You have to request an SSI form indicating total benefits received either through a *my Social Security* account at [www.socialsecurity.gov/myaccount](http://www.socialsecurity.gov/myaccount), by calling 1-800-772-1213, or contacting your local Social Security office. **If you have minor children who receive SSI benefits, the children do not qualify for a credit.** However, if you qualify for a credit you **must** include the children's SSI benefits on Line 5.
- If you receive temporary assistance from the Children's Division (CD) or the Family Support Division (FSD), you must include **all** cash benefits received for your **entire** household. The Department of Revenue verifies this information and failure to include total benefits may delay your refund.

### Line 7 - Filing Deduction

If you are **Single or Married Living Separate**, enter \$0 on Line 7.

If you are **Married and Filing Combined**, see below to determine the amount to enter on Line 7.

- If you **RENTED** or **did not** own your home for the **entire year**, enter \$2,000 on Line 7.
- If you **OWNED** and **OCCUPIED** your home for the **entire year**, enter \$4,000 on Line 7.

### Line 8 - Net Household Income

Subtract Line 7 from Line 6 and enter the amount on Line 8. See below to make sure you are eligible for the credit.

- If you **RENTED** or **did not** own and occupy your home for the **entire year**, the amount you enter on Line 8 cannot exceed \$27,500. If the amount of your net household income on Line 8 is above \$27,500, you are **not eligible** for the credit.
- If you **OWNED** and **OCCUPIED** your home for the **entire year**, the amount you enter on Line 8 cannot exceed \$30,000. If the amount of your net household income on Line 8 is above \$30,000, you are **not eligible** for the credit.

### Line 9 - Own Your Home

If you owned and occupied your home, include the amount of tax you paid on your 2017 real estate tax receipt(s) only, or \$1,100, whichever is less. **Do not include special assessments (sewer lateral), penalties, service charges, and interest listed on your tax receipt.** You can only claim the taxes on your primary

residence that you occupy. Secondary homes are not eligible for the credit.

**Attach a paid real estate tax receipt(s) from the county and city collector's office. Mortgage and financial institution statements are not acceptable.**

If you submit more than one receipt from a city or county for your residence, please submit a letter of explanation.

Your home or dwelling is the place in which you reside in Missouri, whether owned or rented, and the surrounding land, not to exceed five acres, as is reasonably necessary for use of the dwelling as a home. A home may be part of a larger unit such as a farm or building partly rented or used for business. If you share a home, report only the portion of real estate tax that was actually paid by you. If you sold or purchased your home during the year, attach the seller's/buyer's agreement to your claim.

### Helpful Hint

Real estate tax paid for a prior year cannot be claimed on this form. To claim real estate taxes for a prior year, you must file a claim for that year.

**Example:** If you paid your 2016 real estate tax in calendar year 2017, you must file a 2016 Property Tax Credit Claim (Form MO-PTC).

If your home or farm has more than five acres or you own a mobile home and it is classified as personal property, an Assessors Certification (Form 948) must be attached with your paid personal or real property tax receipt. If you own a mobile home that is classified as real property, a Form 948 isn't needed. In such cases, you can claim property tax for the mobile home and rent if applicable, for the lot. A credit **will not** be allowed for vehicles listed on the personal property tax receipt.

If you use your home for business purposes, the percentage of your home that is used for business purposes, must be subtracted from your real estate taxes paid. If you need to use a Form 948 to calculate the amount of real estate tax, you must subtract the percentage of your home that is used for business purposes from the allowable real estate taxes paid calculated on the Form 948.

**Example:** Ruth has 10 acres surrounding her house. She needs to use a Form 948, because she is only entitled to receive credit for 5 acres. By her calculations, she enters \$500 on Form 948, Line 6. Ruth also uses 15 percent of her house for her business. She will multiply \$500 by 85 percent and put this figure (\$425) on Form MO-PTC, Line 9.

### Helpful Hint

If you own your home and other adults (other than your spouse) live there and pay rent, the rent **must** be claimed as income.

## Line 10 - Rent Your Home

Complete one Certification of Rent Paid (Form MO-CRP) for **each** rented home (including mobile home or lot) you occupied during 2017. The Form MO-CRP is on page 12 and instructions are on page 8.

**Add the totals from Line 9 on all Forms MO-CRP completed and enter the amount on Line 10, or \$750, whichever is less. Attach rent receipt(s) or a signed statement from your landlord for any rent you are claiming along with Form MO-CRP. Copies of cancelled checks (front and back) will be accepted if your landlord will not provide rent receipts or a statement. A bank image is acceptable if it is identified to be from the banking institution.**

You cannot claim returned check fees, late fees, security and cleaning deposits, or any other deposit. If you have the same address as your landlord, please verify the number of occupants and living units.

### Helpful Hints

- If you receive low income housing assistance, the rent you claim may not exceed 40 percent of your income. Please claim only the amount of rent you pay or your refund will be delayed or denied.
- If your gross rent paid exceeds your household income, you must attach a detailed statement explaining how the additional rent was paid or the claim will be denied.
- Utilities (air conditioning, gas, electric, late fees, deposits, etc.) are not included.
- Nursing Homes - You must deduct personal allowances (clothing, hair stylists, etc.) prior to calculating your rent.

## Line 11 - Total Real Estate Tax / Rent Paid

Add amounts from Form MO-PTC, Lines 9 and 10 and enter amount on Line 11, or \$1,100, whichever is less.

**Example:** Ester owns her home for three months and pays \$100 in property taxes. For nine months she rents an apartment and pays \$4,000 in rent. The amount on Line 9 of the MO-CRP is \$800 (\$4,000 x 20%). Form MO-PTC, Line 9 is \$100, Line 10 is \$750, and Line 11 is \$850. The \$800 for rent is limited to \$750 on Line 10.

## Credits

### Line 12 - Property Tax Credit

Apply amounts from Form MO-PTC, Lines 8 and 11 to the Property Tax Credit Chart on pages 13 through 15 to determine the amount of your property tax credit. See the following Helpful Hint. If you have another income tax or property tax credit liability, this property tax credit may be applied to that liability in accordance with [Section 143.782, RSMo](#). You will be notified if your credit is offset against any debts.

### Sign Claim

You **must sign** your Form MO-PTC. **Both spouses must sign** a combined claim. If you use a paid preparer, the preparer must also sign the claim. If you wish to authorize the Director of Revenue, or delegate, to discuss your tax information with your preparer or any member of your preparer's firm, indicate by selecting the "yes" box below the signature line.

**Important:** If the Form MO-PTC is being filed on behalf of a claimant by a nursing home or residential care facility, a statement to that effect from the claimant's legal guardian or power of attorney must be attached to the Form MO-PTC.

### Mail Claim

Send your claim and all attachments to: **Department of Revenue, P.O. Box 2800, Jefferson City, MO 65105-2800.**

### Helpful Hint

To determine your credit, use the 2017 Property Tax Credit Chart on pages 13 through 15. Lines are provided on the chart to help you figure this amount.

**Example:** Ruth paid \$1,200 in real estate tax and her total household income was \$15,000. Ruth will apply her tax paid and her total household income to the chart to figure out her credit amount. Even though Ruth paid \$1,200 in real estate tax, the maximum allowed credit is \$1,100. Ruth will use \$1,100 as tax paid and her total household income of \$15,000 to make the comparison. When using the chart, Ruth finds where \$15,000 and \$1,100 "meet" to figure her credit. The two numbers "meet" on the chart where the credit amount is \$1,059. Ruth will get a \$1,059 credit for the real estate tax she paid.

# Failure to include required documentation or information may reduce or delay your refund.

## Information to Complete Form MO-CRP

Form MO-CRP must be completed by taxpayers who rented their home and are submitting a Property Tax Credit Claim.

**If you rent from a facility that does not pay property taxes, you are not eligible for a Property Tax Credit.**

### Step 1

Enter all information requested on Lines 1–5. If rent is paid to a relative, the relationship to the landlord must be indicated on Line 1. **Your claim may be delayed if you fail to enter all required information.**

### Step 2

Enter on Line 6 the gross rent paid. Exclude rent paid for any portion of your home used in the production of income, and the rent paid for surrounding land with attachments not necessary nor maintained for homestead purposes. **Also, exclude any rent paid to your landlord on your behalf by any organization or agency.**

### Step 3

If you were a resident of a nursing home or boarding home during 2017, use the applicable percentage on Line 7. If you live in a hotel and meals are included in your rent payment, enter 50 percent; otherwise enter 100 percent. If two or more unmarried individuals over 18 years of age share a residence and each pay part of the rent, enter the total rent on Form MO-CRP, Line 6 and mark the appropriate percentage on box G of Line 7. If the rent receipt is for the total rent amount, then

the percentage on box G of the Form MO-CRP must be used to determine your credit. If none of the reductions apply to you, enter 100 percent on Line 7.

### Step 4

Multiply Line 6 by the percentage on Line 7. Enter this amount on Form MO-CRP, Line 8.

### Step 5

Multiply Line 8 by 20 percent and enter the result on Line 9. Add the totals from Line 9 on **all** completed Forms MO-CRP and enter the amount on Line 10 of MO-PTC.

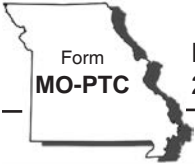
### Helpful Hints

- An apartment is a room or suite of rooms with separate facilities for cooking and other normal household functions.
- A boarding home is a house that provides meals, lodging, and the residents share common facilities.

***If you are required to file an income tax return, Form MO-1040 or Form MO-1040P, you must use Form MO-PTS to claim a property tax credit and attach it to the Form MO-1040 or Form MO-1040P.***

***Do not use Form MO-PTC if you are required to file an income tax return.***





Missouri Department of Revenue  
2017 Property Tax Credit Claim

Print in BLACK ink only and DO NOT STAPLE.  
For Privacy Notice, see Instructions.

Select Here for Amended Claim

Vendor Code

Department Use Only

0 0 0

Name

Social Security Number Deceased in 2017 Spouse's Social Security Number Deceased in 2017

Birthdate (MM/DD/YYYY) Spouse's Birthdate (MM/DD/YYYY)

First Name M.I. Last Name Suffix

Spouse's First Name M.I. Spouse's Last Name Suffix

In Care Of Name (Attorney, Executor, Personal Representative, etc.)

Address

Present Address (Include Apartment Number or Rural Route)

City, Town, or Post Office State ZIP Code

County of Residence

Qualifications

Select only one qualification. Copies of letters, forms, etc., must be included with claim.

A. 65 years of age or older - You must be a full year resident. (Attach Form SSA-1099.)

B. 100% Disabled Veteran as a result of military service (Attach letter from Department of Veterans Affairs - see instructions.)

C. 100% Disabled (Attach letter from Social Security Administration or Form SSA-1099.)

D. 60 years of age or older and received surviving spouse benefits (Attach Form SSA-1099.)

Filing Status

Select only one filing status. **If married filing combined, you must report both incomes.**

Single  Married - Filing Combined  Married - Living Separate for Entire Year



17344010001

Failure to provide the following attachments will result in denial or delay of your claim:  
rent receipt(s), Verification of Rent Paid (Form 5674) or a **signed** landlord statement, Form(s) 1099, W-2, etc.

Household Income

1. Enter the amount of social security benefits received by you, your spouse, and your **minor children** before any deductions and the amount of social security equivalent railroad retirement benefits. **Attach** Form(s) SSA-1099 or RRB-1099 (TIER I) . . . . .  1  .  00
2. Enter the total amount of wages, pensions, annuities, dividends, interest income, rental income, or other income. **Attach** Form(s) W-2, 1099, 1099-R, 1099-DIV, 1099-INT, 1099-MISC, etc. . . . .  2  .  00
3. Enter the amount of railroad retirement benefits (not included in Line 1) before any deductions. **Attach** Form RRB-1099-R (TIER II) . . . . .  3  .  00
4. Enter the amount of veteran's payments or benefits before any deductions. **Attach** letter from Veterans Affairs (see instructions on page 5) . . . . .  4  .  00
5. Enter the total amount received by you, your spouse, and your **minor children** from: public assistance, SSI, child support, or Temporary Assistance payments (TA and TANF). **Attach** a letter from the Social Security Administration that includes the amount of assistance received and Form 1099 from Employment Security, if applicable . . . . .  5  .  00
6. Total household income - Add Lines 1 through 5 and enter the total here . . . . .  6  .  00
7. Enter the appropriate amount from the options below . . . . .  7  .  00
  - **Single or Married Living Separate** - Enter \$0
  - Married and Filing Combined - **rented** or **did not** own your home for the entire year - Enter \$2,000
  - Married and Filing Combined - **owned** and **occupied** your home for the entire year - Enter \$4,000
8. Net household income - Subtract Line 7 from Line 6 and enter the amount here . . . . .  8  .  00
  - If you rented or did not own and occupy your home for the entire year and Line 8 is greater than \$27,500, you are **not eligible** to file this claim.
  - If you owned and occupied your home for the entire year and Line 8 is greater than \$30,000, you are **not eligible** to file this claim.

Real Estate Tax and Rent Paid

9. If you owned your home, enter the total amount of property tax paid for your home, less special assessments, or \$1,100, whichever is less. **Attach** a copy of your **paid** real estate tax receipt(s). If your home is on more than five acres or you own a mobile home, **attach** the Assessor's Certification ([Form 948](#)) . . . . .  9  .  00
10. If you rented, enter the total amount from Form(s) [MO-CRP](#), Line 9 or \$750, whichever is less. **Attach** rent receipts or a **signed** statement from your landlord. **NOTE:** If you rent from a facility that does not pay property tax, you are **not eligible** for a Property Tax Credit. . . . .  10  .  00
11. Enter the total of Lines 9 and 10, or \$1,100, whichever is less . . . . .  11  .  00



17344020001

12. Apply amounts from Lines 8 and 11 to chart on pages 13-15 to figure your Property Tax Credit. You **must** use the chart on pages 13-15 to see how much refund you are allowed. . . . .

12 [ ] [ ] [ ] . 00

# Reserved

Under penalties of perjury, I declare that I have examined this return, including accompanying schedules and statements, and to the best of my knowledge and belief it is true, correct, and complete. Declaration of preparer (other than taxpayer) is based on all information of which he or she has any knowledge. As provided in [Chapter 143, RSMo](#) a penalty of up to \$500 shall be imposed on any individual who files a frivolous return. I also declare under penalties of perjury that I employ no illegal or unauthorized aliens as defined under federal law and that I am not eligible for any tax exemption, credit or abatement if I employ such aliens.

Signature

[ ]

Date (MM/DD/YY)

[ ] [ ] [ ]

Spouse's Signature (If filing combined, BOTH must sign)

[ ]

Date (MM/DD/YY)

[ ] [ ] [ ]

E-mail Address

[ ]

Daytime Telephone

[ ]

Preparer's Signature

[ ]

Date (MM/DD/YY)

[ ] [ ] [ ]

Preparer's FEIN, SSN, or PTIN

[ ]

Preparer's Telephone

[ ]

Preparer's Address

[ ]

State

ZIP Code

[ ] [ ]

I authorize the Director of Revenue or delegate to discuss my claim and attachments with the preparer or any member of his or her firm, or if internally prepared, any member of the internal staff . . . . .

Yes  No

**Department Use Only**

A  K  R  U

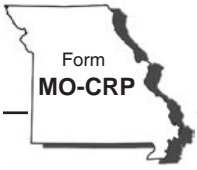
**Mail to:** Taxation Division  
P.O. Box 2800  
Jefferson City, MO 65105-2800

**Phone:** (573) 751-3505  
**TTY:** (800) 735-2966  
**Fax:** (573) 751-2195  
**E-mail:** [PropertyTaxCredit@dor.mo.gov](mailto:PropertyTaxCredit@dor.mo.gov)

Form MO-PTC (Revised 12-2017)



17344030001



Missouri Department of Revenue  
2017 Certification of Rent Paid

One Form MO-CRP must be provided for each rental location in which you resided.  
Failure to provide landlord information will result in denial or delay of your claim.

1. Social Security Number

[ ] - [ ] - [ ]

Spouse's Social Security Number

[ ] - [ ] - [ ]

Select this box if related to your landlord. If so, explain.

[ ]

2. Name (First, Last)

[ ]

Physical Address of Rental Unit (P.O. Box Not Allowed)

[ ]

Apartment Number

[ ]

City

[ ]

State

[ ]

ZIP Code

[ ]

3. Landlord's Name (First, Last)

[ ]

Landlord's Last 4 Digits of Social Security Number

[ ]

Landlord's Federal Employee Identification Number (FEIN) - if applicable

[ ]

Landlord's Street Address (Must be completed)

[ ]

Apartment Number

[ ]

City

[ ]

State

[ ]

ZIP Code

[ ]

4. Landlord's Phone Number (Must be completed)

[ ]

From:

[ ] [ ] [ ]

To:

[ ] [ ] [ ]

5. Rental Period During Year (MM/DD/YY)

[ ] [ ] [ ]

(MM/DD/YY)

6. Enter your gross rent paid. Attach rent receipt(s) for each rent payment for the entire year, a signed statement from your landlord, or copies of canceled checks (front and back). If you received housing assistance, enter the amount of rent you paid. **Note: If you rent from a facility that does not pay property tax, you are not eligible for a Property Tax Credit** . . . . .

6 [ ] .00

7. Select the appropriate box below and enter the corresponding percentage on Line 7 . . . . .

7 [ ] %

A. Apartment, House, Mobile Home, or Duplex - 100%

F. Low Income Housing - 100% (Rent cannot exceed 40% of total household income.)

B. Mobile Home Lot - 100%

G. Shared Residence - If you shared your rent with relatives or friends (other than your spouse or children under 18), select the appropriate box based on the additional persons sharing rent:

C. Boarding Home or Residential Care - 50%

1 (50%)  2 (33%)  3 (25%)

D. Skilled or Intermediate Care Nursing Home - 45%

E. Hotel - 100%; if meals are included - 50%

8. Net rent paid - Multiply Line 6 by the percentage on Line 7. . . . .

8 [ ] .00

9. Multiply Line 8 by 20%. Enter amount here and on Line 10 of Form MO-PTC or Line 12 of Form MO-PTS. . . . .

9 [ ] .00

For Privacy Notice, see instructions.

Form MO-CRP (Revised 12-2017)

Taxation Division

Attach to Form MO-PTC or MO-PTS and mail to the Missouri Department of Revenue.



17315010001

A. Enter amount from Line 8 here \_\_\_\_\_ B. Enter amount from Line 11 here \_\_\_\_\_  
 C. Find where these two numbers "meet" below to figure your credit amount. Enter on Form MO-PTC, Line 12.

## 2017 Property Tax Credit Chart

Amount from Line B above or from Form MO-PTC, Line 11 - Total Real Estate Tax paid

		FROM					FROM					FROM				
		1076	1051	1026	1001	976	951	926	901	876	851	826	801	776	751	
		TO					TO					TO				
		1100	1075	1050	1025	1000	975	950	925	900	875	850	825	800	775	
FROM	TO	<b>Refund is the actual total amount of allowable real estate tax paid, not to exceed \$1,100 (Form MO-PTC, Line 11).</b>														
		<b>NOTE: If you rent from a facility that does not pay property taxes, you are not eligible for a Property Tax Credit.</b>														
<b>1</b>	<b>14,300</b>	1078	1053	1028	1003	978	953	928	903	878	853	828	803	778	753	
<b>14,301</b>	<b>14,600</b>	1069	1044	1019	994	969	944	919	894	869	844	819	794	769	744	
<b>14,601</b>	<b>14,900</b>	1059	1034	1009	984	959	934	909	884	859	834	809	784	759	734	
<b>14,901</b>	<b>15,200</b>	1049	1024	999	974	949	924	899	874	849	824	799	774	749	724	
<b>15,201</b>	<b>15,500</b>	1039	1014	989	964	939	914	889	864	839	814	789	764	739	714	
<b>15,501</b>	<b>15,800</b>	1028	1003	978	953	928	903	878	853	828	803	778	753	728	703	
<b>15,801</b>	<b>16,100</b>	1016	991	966	941	916	891	866	841	816	791	766	741	716	691	
<b>16,101</b>	<b>16,400</b>	1005	980	955	930	905	880	855	830	805	780	755	730	705	680	
<b>16,401</b>	<b>16,700</b>	993	968	943	918	893	868	843	818	793	768	743	718	693	668	
<b>16,701</b>	<b>17,000</b>	980	955	930	905	880	855	830	805	780	755	730	705	680	655	
<b>17,001</b>	<b>17,300</b>	968	943	918	893	868	843	818	793	768	743	718	693	668	643	
<b>17,301</b>	<b>17,600</b>	954	929	904	879	854	829	804	779	754	729	704	679	654	629	
<b>17,601</b>	<b>17,900</b>	941	916	891	866	841	816	791	766	741	716	691	666	641	616	
<b>17,901</b>	<b>18,200</b>	927	902	877	852	827	802	777	752	727	702	677	652	627	602	
<b>18,201</b>	<b>18,500</b>	913	888	863	838	813	788	763	738	713	688	663	638	613	588	
<b>18,501</b>	<b>18,800</b>	898	873	848	823	798	773	748	723	698	673	648	623	598	573	
<b>18,801</b>	<b>19,100</b>	883	858	833	808	783	758	733	708	683	658	633	608	583	558	
<b>19,101</b>	<b>19,400</b>	868	843	818	793	768	743	718	693	668	643	618	593	568	543	
<b>19,401</b>	<b>19,700</b>	852	827	802	777	752	727	702	677	652	627	602	577	552	527	
<b>19,701</b>	<b>20,000</b>	836	811	786	761	736	711	686	661	636	611	586	561	536	511	
<b>20,001</b>	<b>20,300</b>	819	794	769	744	719	694	669	644	619	594	569	544	519	494	
<b>20,301</b>	<b>20,600</b>	802	777	752	727	702	677	652	627	602	577	552	527	502	477	
<b>20,601</b>	<b>20,900</b>	785	760	735	710	685	660	635	610	585	560	535	510	485	460	
<b>20,901</b>	<b>21,200</b>	767	742	717	692	667	642	617	592	567	542	517	492	467	442	
<b>21,201</b>	<b>21,500</b>	749	724	699	674	649	624	599	574	549	524	499	474	449	424	
<b>21,501</b>	<b>21,800</b>	731	706	681	656	631	606	581	556	531	506	481	456	431	406	
<b>21,801</b>	<b>22,100</b>	712	687	662	637	612	587	562	537	512	487	462	437	412	387	
<b>22,101</b>	<b>22,400</b>	693	668	643	618	593	568	543	518	493	468	443	418	393	368	
<b>22,401</b>	<b>22,700</b>	673	648	623	598	573	548	523	498	473	448	423	398	373	348	
<b>22,701</b>	<b>23,000</b>	653	628	603	578	553	528	503	478	453	428	403	378	353	328	
<b>23,001</b>	<b>23,300</b>	633	608	583	558	533	508	483	458	433	408	383	358	333	308	
<b>23,301</b>	<b>23,600</b>	613	588	563	538	513	488	463	438	413	388	363	338	313	288	
<b>23,601</b>	<b>23,900</b>	591	566	541	516	491	466	441	416	391	366	341	316	291	266	
<b>23,901</b>	<b>24,200</b>	570	545	520	495	470	445	420	395	370	345	320	295	270	245	
<b>24,201</b>	<b>24,500</b>	548	523	498	473	448	423	398	373	348	323	298	273	248	223	
<b>24,501</b>	<b>24,800</b>	526	501	476	451	426	401	376	351	326	301	276	251	226	201	
<b>24,801</b>	<b>25,100</b>	504	479	454	429	404	379	354	329	304	279	254	229	204	179	
<b>25,101</b>	<b>25,400</b>	481	456	431	406	381	356	331	306	281	256	231	206	181	156	
<b>25,401</b>	<b>25,700</b>	457	432	407	382	357	332	307	282	257	232	207	182	157	132	
<b>25,701</b>	<b>26,000</b>	434	409	384	359	334	309	284	259	234	209	184	159	134	109	
<b>26,001</b>	<b>26,300</b>	410	385	360	335	310	285	260	235	210	185	160	135	110	85	
<b>26,301</b>	<b>26,600</b>	385	360	335	310	285	260	235	210	185	160	135	110	85	60	
<b>26,601</b>	<b>26,900</b>	361	336	311	286	261	236	211	186	161	136	111	86	61	36	
<b>26,901</b>	<b>27,200</b>	335	310	285	260	235	210	185	160	135	110	85	60	35	10	
<b>27,201</b>	<b>27,500</b>	310	285	260	235	210	185	160	135	110	85	60	35	10		
<b>27,501</b>	<b>27,800</b>	284	259	234	209	184	159	134	109	84	59	34	9			
<b>27,801</b>	<b>28,100</b>	258	233	208	183	158	133	108	83	58	33	8				
<b>28,101</b>	<b>28,400</b>	231	206	181	156	131	106	81	56	31	6					
<b>28,401</b>	<b>28,700</b>	204	179	154	129	104	79	54	29	4						
<b>28,701</b>	<b>29,000</b>	177	152	127	102	77	52	27	2							
<b>29,001</b>	<b>29,300</b>	149	124	99	74	49	24									
<b>29,301</b>	<b>29,600</b>	121	96	71	46	21										
<b>29,601</b>	<b>29,900</b>	95	70	45	20											
<b>29,901</b>	<b>30,000</b>															

A. Enter amount from Line 8 here \_\_\_\_\_ B. Enter amount from Line 11 here \_\_\_\_\_  
 C. Find where these two numbers "meet" below to figure your credit amount. Enter on Form MO-PTC, Line 12.

**Amount from Line B above or from Form MO-PTC, Line 11 - Total Real Estate Tax or 20% of Rent Paid**

		FROM					FROM					FROM				
		726	701	676	651	626	601	576	551	526	501	476	451	426	401	
		TO					TO					TO				
		750	725	700	675	650	625	600	575	550	525	500	475	450	425	
<b>FROM</b>	<b>TO</b>	<b>Refund is the actual total amount of allowable real estate tax paid, not to exceed \$1,100 or rent credit equivalent not to exceed \$750 (Form MO-PTC, Line 11). NOTE: If you rent from a facility that does not pay property taxes, you are not eligible for a Property Tax Credit.</b>														
1	14,300															
14,301	14,600	728	703	678	653	628	603	578	553	528	503	478	453	428	403	
14,601	14,900	719	694	669	644	619	594	569	544	519	494	469	444	419	394	
14,901	15,200	709	684	659	634	609	584	559	534	509	484	459	434	409	384	
15,201	15,500	699	674	649	624	599	574	549	524	499	474	449	424	399	374	
15,501	15,800	689	664	639	614	589	564	539	514	489	464	439	414	389	364	
15,801	16,100	678	653	628	603	578	553	528	503	478	453	428	403	378	353	
16,101	16,400	666	641	616	591	566	541	516	491	466	441	416	391	366	341	
16,401	16,700	655	630	605	580	555	530	505	480	455	430	405	380	355	330	
16,701	17,000	643	618	593	568	543	518	493	468	443	418	393	368	343	318	
17,001	17,300	630	605	580	555	530	505	480	455	430	405	380	355	330	305	
17,301	17,600	618	593	568	543	518	493	468	443	418	393	368	343	318	293	
17,601	17,900	604	579	554	529	504	479	454	429	404	379	354	329	304	279	
17,901	18,200	591	566	541	516	491	466	441	416	391	366	341	316	291	266	
18,201	18,500	577	552	527	502	477	452	427	402	377	352	327	302	277	252	
18,501	18,800	563	538	513	488	463	438	413	388	363	338	313	288	263	238	
18,801	19,100	548	523	498	473	448	423	398	373	348	323	298	273	248	223	
19,101	19,400	533	508	483	458	433	408	383	358	333	308	283	258	233	208	
19,401	19,700	518	493	468	443	418	393	368	343	318	293	268	243	218	193	
19,701	20,000	502	477	452	427	402	377	352	327	302	277	252	227	202	177	
20,001	20,300	486	461	436	411	386	361	336	311	286	261	236	211	186	161	
20,301	20,600	469	444	419	394	369	344	319	294	269	244	219	194	169	144	
20,601	20,900	452	427	402	377	352	327	302	277	252	227	202	177	152	127	
20,901	21,200	435	410	385	360	335	310	285	260	235	210	185	160	135	110	
21,201	21,500	417	392	367	342	317	292	267	242	217	192	167	142	117	92	
21,501	21,800	399	374	349	324	299	274	249	224	199	174	149	124	99	74	
21,801	22,100	381	356	331	306	281	256	231	206	181	156	131	106	81	56	
22,101	22,400	362	337	312	287	262	237	212	187	162	137	112	87	62	37	
22,401	22,700	343	318	293	268	243	218	193	168	143	118	93	68	43	18	
22,701	23,000	323	298	273	248	223	198	173	148	123	98	73	48	23		
23,001	23,300	303	278	253	228	203	178	153	128	103	78	53	28	3		
23,301	23,600	283	258	233	208	183	158	133	108	83	58	33	8			
23,601	23,900	263	238	213	188	163	138	113	88	63	38	13				
23,901	24,200	241	216	191	166	141	116	91	66	41	16					
24,201	24,500	220	195	170	145	120	95	70	45	20						
24,501	24,800	198	173	148	123	98	73	48	23							
24,801	25,100	176	151	126	101	76	51	26	1							
25,101	25,400	154	129	104	79	54	29	4								
25,401	25,700	131	106	81	56	31	6									
25,701	26,000	107	82	57	32	7										
26,001	26,300	84	59	34	9											
26,301	26,600	60	35	10												
26,601	26,900	35	10													
26,901	27,200	11														
27,201	27,500															
27,501	27,800															
27,801	28,100															
28,101	28,400															
28,401	28,700															
28,701	29,000															
29,001	29,300															
29,301	29,600															
29,601	29,900															
29,901	30,000															

This area indicates no credit is allowable.

**Example:**  
 If Line 8 is \$23,980 and Line 11 of Form MO-PTC is \$525, then the tax credit would be \$16.

A. Enter amount from Line 8 here \_\_\_\_\_ B. Enter amount from Line 11 here \_\_\_\_\_  
 C. Find where these two numbers "meet" below to figure your credit amount. Enter on Form MO-PTC, Line 12.

**Amount from Line B above or from Form MO-PTC, Line 11 - Total Real Estate Tax or 20% of Rent Paid**

		FROM					FROM					FROM					
		376	351	326	301	276	251	226	201	176	151	126	101	76	51	26	1
		TO					TO					TO					
		400	375	350	325	300	275	250	225	200	175	150	125	100	75	50	25
FROM	TO	Refund is the actual total amount of allowable real estate tax paid, not to exceed \$1,100 or rent credit equivalent not to exceed \$750 (Form MO-PTC, Line 11). NOTE: If you rent from a facility that does not pay property taxes, you are not eligible for a Property Tax Credit.															
1	14,300																
14,301	14,600	378	353	328	303	278	253	228	203	178	153	128	103	78	53	28	3
14,601	14,900	369	344	319	294	269	244	219	194	169	144	119	94	69	44	19	
14,901	15,200	359	334	309	284	259	234	209	184	159	134	109	84	59	34	9	
15,201	15,500	349	324	299	274	249	224	199	174	149	124	99	74	49	24		
15,501	15,800	339	314	289	264	239	214	189	164	139	114	89	64	39	14		
15,801	16,100	328	303	278	253	228	203	178	153	128	103	78	53	28	3		
16,101	16,400	316	291	266	241	216	191	166	141	116	91	66	41	16			
16,401	16,700	305	280	255	230	205	180	155	130	105	80	55	30	5			
16,701	17,000	293	268	243	218	193	168	143	118	93	68	43	18				
17,001	17,300	280	255	230	205	180	155	130	105	80	55	30	5				
17,301	17,600	268	243	218	193	168	143	118	93	68	43	18					
17,601	17,900	254	229	204	179	154	129	104	79	54	29	4					
17,901	18,200	241	216	191	166	141	116	91	66	41	16						
18,201	18,500	227	202	177	152	127	102	77	52	27	2						
18,501	18,800	213	188	163	138	113	88	63	38	13							
18,801	19,100	198	173	148	123	98	73	48	23								
19,101	19,400	183	158	133	108	83	58	33	8								
19,401	19,700	168	143	118	93	68	43	18									
19,701	20,000	152	127	102	77	52	27	2									
20,001	20,300	136	111	86	61	36	11										
20,301	20,600	119	94	69	44	19											
20,601	20,900	102	77	52	27	2											
20,901	21,200	85	60	35	10												
21,201	21,500	67	42	17													
21,501	21,800	49	24														
21,801	22,100	31	6														
22,101	22,400	12															
22,401	22,700																
22,701	23,000																
23,001	23,300																
23,301	23,600																
23,601	23,900																
23,901	24,200																
24,201	24,500																
24,501	24,800																
24,801	25,100																
25,101	25,400																
25,401	25,700																
25,701	26,000																
26,001	26,300																
26,301	26,600																
26,601	26,900																
26,901	27,200																
27,201	27,500																
27,501	27,800																
27,801	28,100																
28,101	28,400																
28,401	28,700																
28,701	29,000																
29,001	29,300																
29,301	29,600																
29,601	29,900																
29,901	30,000																

**Example:**  
 If Line 8 is \$19,360 and Line 11 of Form MO-PTC is \$225, then the tax credit would be \$8.

This area indicates no credit is allowable.

PRSR STD  
U.S. POSTAGE  
PAID  
Missouri Dept.  
of Revenue

### Important Phone Numbers

**General Inquiry Line** .....(573) 751-3505  
**Automated Refund/Balance Due/1099G Inquiry** .....(573) 526-8299  
**Electronic Filing Information** .....(573) 751-3505

Individuals with speech or hearing impairments may use TTY (800) 735-2966 or fax (573) 526-1881.

Download forms or check the status of your return on our website

<http://dor.mo.gov/personal/ptc/>

Property Tax Credit e-mail: [propertytaxcredit@dor.mo.gov](mailto:propertytaxcredit@dor.mo.gov)

### Federal Privacy Notice

The Federal Privacy Act requires the Missouri Department of Revenue (Department) to inform taxpayers of the Department's legal authority for requesting identifying information, including social security numbers, and to explain why the information is needed and how the information will be used.

Chapter 143 of the Missouri Revised Statutes authorizes the Department to request information necessary to carry out the tax laws of the state of Missouri. Federal law 42 U.S.C. Section 405 (c)(2)(C) authorizes the states to require taxpayers to provide social security numbers.

The Department uses your social security number to identify you and process your tax returns and other documents, to determine and collect the correct amount of tax, to ensure you are complying with the tax laws, and to exchange tax information with the Internal Revenue Service, other states, and the Multistate Tax Commission (Chapters 32 and 143, RSMo). In addition, statutorily provided non-tax uses are: (1) to provide information to the Department of Higher Education with respect to applicants for financial assistance under Chapter 173, RSMo and (2) to offset refunds against amounts due to a state agency by a person or entity (Chapter 143, RSMo). Information furnished to other agencies or persons shall be used solely for the purpose of administering tax laws or the specific laws administered by the person having the statutory right to obtain it [as indicated above]. In addition, information may be disclosed to the public regarding the name of a tax credit recipient and the amount issued to such recipient (Chapter 135, RSMo). (For the Department's authority to prescribe forms and to require furnishing of social security numbers, see Chapters 135, 143, and 144, RSMo.)

You are required to provide your social security number on your tax return. Failure to provide your social security number or providing a false social security number may result in criminal action against you.