



## What's New?

### Go Electronic

More than 80% of Illinois taxpayers file electronically. It is easy and you will get your refund faster. It is free to file your Form IL-1040 on MyTax Illinois, the Department of Revenue's online account management program for taxpayers.

### Civil Unions

If you are in a civil union that is not treated as a marriage for federal income tax purposes, you must file your Illinois return as if you had filed your federal return as married (jointly or separately), and include Schedule CU, Civil Union Income Report, with your Illinois return. See the filing status instructions for details.

### Schedule 1299-C

The Enterprise Zone Dividend Subtraction and Jobs Tax Credit have been removed from the Schedule 1299-C, Income Tax Subtractions and Credits. The Ex-felons Jobs Credit has been modified. See the Schedule 1299-C Instructions for details.

### Exemption Allowance

Taxpayers and their dependents will receive an increased standard exemption allowance this year. The standard exemption allowance has increased from \$2,050 to \$2,100 for tax year 2013.

### Earned Income Credit

The Illinois Earned Income Credit (EIC) percentage has increased from 7.5 percent to 10 percent. If you claimed a federal EIC, you may now claim 10 percent of this credit on your Illinois return.

### Refund Debit Card

You may choose to receive your Illinois Individual Income Tax refund on a debit card. See the instructions for Line 37 for details.

### Form 1099-G

Get your 1099-G on our website at [tax.illinois.gov](http://tax.illinois.gov). We do not mail 1099-G forms unless you check the appropriate box in Step 13 and you meet the criteria requiring a 1099-G.

## Table of Contents

### Frequently Asked Questions

Who must file an Illinois tax return?	2 - 3
Who is an Illinois resident?	3
What is Illinois income?	3
How may I file?	3
When must I file?	3
Should I round?	3
Will I owe penalties and interest?	3 - 4
What if I cannot pay?	4
When must I file an amended return?	4
What if I have household employees?	4
What if I change my address?	4
What if I am in a civil union?	4
What if I am an injured spouse?	4
What if I participated in a potentially abusive tax avoidance transaction?	4
How do I file a decedent's return?	5
What is my filing status?	5
How do I pay household employment tax using Form IL-1040?	8
How do I pay use tax using Form IL-1040?	8 - 9
What are my refund options?	11
What are my payment options?	12
What must I attach to my return?	14

<b>Step-by-Step Instructions</b>	5 - 12
----------------------------------	--------

<b>Allocation Worksheet</b>	13
-----------------------------	----

<b>Information and Assistance</b>	16
-----------------------------------	----

## Tips To Speed Up The Processing Of Your Return

- File your return electronically! Visit [tax.illinois.gov](http://tax.illinois.gov) or see your tax professional.
- Enter your correct Social Security number (SSN) and name. If you are married, you must include your spouse's SSN and name, *even if you are filing separately*.
- If you received federally taxed Social Security benefits or qualified retirement income, you may be able to subtract it on Line 5. See the Line 5 instruction for details.
- Attach your W-2 and 1099 forms to support the amount you claim as Illinois Income Tax withheld on Line 25.
- Enter the correct amount of estimated payments you made, including any overpayment applied from your 2012 return. You may verify the amount using the estimated payment inquiry on our website.
- Include any required attachments (e.g., Schedule M, Schedule ICR, Schedule CR, page 1 of your federal return) with your Form IL-1040. See Page 14 for details.
- If you are claiming a property tax credit, you must enter the county in which your property is located and the property number on Schedule ICR, Illinois Credits.
- If you enter an amount you want refunded to you on Line 36, you must check one box on Line 37 to indicate how you would like us to issue your refund. You may select direct deposit, refund debit card, or paper check.
- Review the entries you made on each line for accuracy and verify your calculations.
- Sign your return.

**Who must file an Illinois tax return?**

If you were

- **an Illinois resident**, you must file Form IL-1040 if
  - you were required to file a federal income tax return, or
  - you were not required to file a federal income tax return, but your Illinois base income from Line 9 is greater than your Illinois exemption allowance.
- **an Illinois resident who worked in Iowa, Kentucky, Michigan, or Wisconsin**, you must file Form IL-1040 and include as Illinois income any compensation you received from an employer in these states. Compensation paid to Illinois residents working in these states is taxed by Illinois. Based on reciprocal agreements between Illinois and these states, these states do not tax the compensation of Illinois residents.

If your employer in any of these states withheld that state's tax from your compensation, you may file the correct form with that state to claim a refund. You may not use tax withheld by an employer for these states as a credit on your Illinois return.

- **a retired Illinois resident** who filed a federal return, you must file Form IL-1040. However, certain types of retirement income (e.g., pension, Social Security, railroad retirement, governmental deferred compensation) may be subtracted from your Illinois income. For more information, see the instructions for Line 5 and Publication 120, Retirement Income.
- **a part-year resident**, you must file Form IL-1040 and Schedule NR, Nonresident and Part-Year Resident Computation of Illinois Tax, if
  - you earned income from any source while you were a resident,
  - you earned income from Illinois sources while you were not a resident, or
  - you want a refund of any Illinois Income Tax withheld.
- **a nonresident**, you must file Form IL-1040 and Schedule NR if
  - you earned enough taxable income from Illinois sources to have a tax liability (i.e., your Illinois base income from Schedule NR, Step 5, Line 46, is greater than your Illinois exemption allowance on Schedule NR, Step 5, Line 50), or
  - you want a refund of any Illinois Income Tax withheld in error. You must attach a letter of explanation from your employer.

**Note** If you are a nonresident and your only income in Illinois is from one or more partnerships, S corporations, or trusts that either filed a Form IL-1023-C, Composite Income and Replacement Tax Return, on your behalf or withheld enough Illinois Income Tax to pay your liability, you are not required to file a Form IL-1040.

- **an Iowa, Kentucky, Michigan, or Wisconsin resident who worked in Illinois**, you must file Form IL-1040 and Schedule NR if
  - you received income in Illinois from sources other than wages, salaries, tips, and commissions, or
  - you want a refund of any Illinois Income Tax withheld.

If you received wages, salaries, tips, and commissions from Illinois employers, you are not required to pay Illinois Income Tax on this income. This is based on reciprocal agreements between Illinois and these states.

The reciprocal agreements do not apply to any other income you might have received, such as Illinois lottery winnings.

- **an Illinois resident who was claimed as a dependent on your parents' or another person's return**, you must file Form IL-1040 if
  - your Illinois base income from Line 9 is greater than \$2,100, or
  - you want a refund of Illinois Income Tax withheld from your pay.

**Note** If your parent reported your interest and dividend income through U.S. Form 8814, Parents' Election to Report Child's Interest and Dividends, do not count that income in determining if you must file your own Form IL-1040.

- **the surviving spouse or representative of a deceased taxpayer** who was required to file in Illinois, you must file any return required of that taxpayer.
- **a student**, you are not exempt from tax nor are there special residency provisions for you. However, income, such as certain scholarships or fellowships, that is not taxable under federal income tax law, is also not taxed by Illinois.
- **a nonresident alien**, you must file Form IL-1040 if your income is taxed under federal income tax law. You must attach a copy of your U.S. 1040NR, U.S. Nonresident Alien Income Tax Return, or U.S. 1040NR-EZ, U.S. Income Tax Return for Certain Nonresident Aliens With No Dependents.

# General Information

---

**Even if you are not required to file Form IL-1040**, you must file to get a refund of

- Illinois Income Tax withheld from your pay,
  - estimated tax payments you made, or
  - withholding on income passed through to you by a partnership, S Corporation, or trust.
- 

## Who is an Illinois resident?

You are an Illinois resident if you were domiciled in Illinois for the entire tax year. Your domicile is the place where you reside and the place where you intend to return after temporary absences. Temporary absences may include duty in the U.S. Armed Forces, residence in a foreign country, out-of-state residence as a student, or out-of-state residence during the winter or summer. If you are absent from Illinois for one year or more, we will presume you are a nonresident of Illinois.

**Note** If you filed a joint federal return and one spouse is an Illinois resident while the other spouse is a nonresident or a part-year resident, you may file separate Illinois returns. If you file a joint Illinois return, you will both be taxed as residents.

---

## What is Illinois income?

Your Illinois income includes the adjusted gross income (AGI) amount figured on your federal return, plus any additional income that must be added to your AGI. Some of your income may be subtracted when figuring your Illinois base income. For more information, see the Step-by-Step Instructions.

You should follow the federal law concerning passive activity income and losses. You are not allowed to refigure your federal passive activity losses.

Also, federal law will govern the taxation of income from community property sources in the case of spouses who file joint federal returns and who file separate Illinois returns.

---

## How may I file?

File your individual income tax return electronically by using

- MyTax Illinois, available on our website for **free**,
- a tax professional, or
- tax preparation software.

Almost all taxpayers can file electronically. Visit our website at [tax.illinois.gov](http://tax.illinois.gov) or see your tax professional. If you do not wish to file electronically, you may use the paper Form IL-1040.

---

## When must I file?

Your Illinois filing period is the same as your federal filing period. We will assume that you are filing your Form IL-1040 for calendar year 2013 unless you indicate a different filing period in the space provided at the top of the return. The due date for calendar year filers is April 15, 2014.

We grant an **automatic six-month extension** of time to file your return. If you receive a federal extension of more than six months, you are automatically allowed that extension for Illinois. These extensions **do not** grant you an extension of time to pay any tax you owe. If you determine that you will owe tax, you must use Form IL-505-I, Automatic Extension Payment for Individuals, to pay any tax you owe to avoid penalty and interest on tax not paid by April 15, 2014.

---

## Should I round?

You must round cents to whole dollars on Form IL-1040 and most schedules, as directed. To round you must

- drop amounts under 50 cents and
- increase amounts of 50 to 99 cents to the next dollar.

For example, \$1.49 becomes \$1 and \$2.50 becomes \$3.

If you have to add two or more amounts to figure the amount to enter on a line, include cents when adding the amounts and round only the total.

---

## Will I owe penalties and interest?

You will owe

- a **late-filing penalty** if you do not file a return that we can process by the extended due date.
- a **late-payment penalty** for tax not paid by the original due date of the return.
- a **late-payment penalty** for underpayment of estimated tax if you were required to make estimated tax payments and failed to pay the required amount by the payment due dates.
- a **bad check penalty** if your remittance is not honored by your financial institution.
- a **cost of collection fee** if you do not pay the amount you owe within 30 days of the date printed on any IDOR-2-BILL, Final Notice of Tax Due for Form IL-1040, Individual Income Tax Return, you receive.

- a **frivolous return penalty** if you file a return that does not contain information necessary to figure the correct tax or shows a substantially incorrect tax, because you are taking a frivolous position or are trying to delay or interfere with collection of the tax.
- **interest** on unpaid tax from the day after the original due date of your return through the date you pay the tax.

We will bill you for penalties and interest. For more information about penalties and interest, see Publication 103, Penalties and Interest for Illinois Taxes.

## What if I cannot pay?

If you cannot pay the tax you owe but you can complete your return on time, file your return by the due date without the payment. This will prevent a late-filing penalty from being assessed. You will, however, owe a late-payment penalty **and interest** on any tax you owe after the original due date, even if you have an extension of time to file.

You have the option to pay the amount you owe electronically by using our website or by credit card. See the instructions for Line 39.

## When must I file an amended return?

Do not file another Form IL-1040 to make changes to a previously filed Form IL-1040. You must file Form IL-1040-X, Amended Individual Income Tax Return, if

- you discover that you made an error on your Illinois return after it was filed, or
- your federal return has been adjusted either by the Internal Revenue Service (IRS) or on a 1040X, Amended U.S. Individual Income Tax Return, you filed; the change affects your Illinois income, additions, subtractions, exemptions, or credits; and the change is final.

**Note** If the federal change results in a refund, **do not** file Form IL-1040-X until you receive notification that your change has been accepted by the IRS.

For more information, see Form IL-1040-X and instructions.

## What if I have household employees?

You may use Form IL-1040 to pay your household employees' Illinois withholding. For more details on how to pay withholding for your employees, see the instructions for Line 22.

## What if I change my address?

If you change your address after you file, visit our website or call us to tell us your new address and the date you moved.

## What if I am in a civil union?

If you and your partner are treated as spouses for federal income tax purposes, you should follow the instructions for married couples.

If you are in a civil union that is not treated as a marriage for federal income tax purposes, Illinois still considers you and your partner spouses for Illinois Income Tax purposes. Follow the instructions for civil unions in Step 1, Line C.

## What if I am an injured spouse?

If you are married and you filed a joint federal return with your spouse and you are an injured spouse (e.g., your spouse owes a liability, for which you are not responsible, to a government agency), you may elect to file separate Illinois returns using the "married filing separately" filing status. You may make this election up until the extended due date of your return, and once the election is made, it is irrevocable for the tax year.

**Note** If you file a joint Illinois return, we may take the entire refund to pay your spouse's liability.

## What if I participated in a potentially abusive tax avoidance transaction?

If you participated in a reportable transaction, including a "listed transaction," during this tax year and were required to disclose that to the IRS, you are also required to disclose that information to Illinois. You must send us two copies of the form you used to disclose the transaction to the IRS. You must

- attach one copy to your tax return, **and**
- mail a second copy to the Illinois Department of Revenue, P.O. Box 19029, Springfield, Illinois 62794-9029.

**Note** Employee benefit plans and other subtractions allowed on Form IL-1040, Lines 5 through 7, are not reportable transactions. For more information, contact the IRS or your tax professional.

## Step 1 Personal Information

**Note** If you are filing an Illinois return with a civil union partner, all references to “spouse” apply to your partner.

### Line A Social Security number

Write your Social Security number (SSN) and your spouse’s SSN, even if you are married filing separate returns.

**Note** If you do not qualify for a SSN and were issued an Individual Taxpayer Identification Number (ITIN) by the IRS, write your ITIN.

### Line B Name and address

Print your full name and address. If you are married and filing a joint return, print both names as they appear on your federal return. If you are married and filing separate returns, print your full name and your spouse’s full name.

#### Tip Filing a decedent’s return

When you are filing a joint return as a surviving spouse

- print your name and your spouse’s name on the appropriate lines.
- write “deceased” and the date of death above your spouse’s name.
- sign your name in the area provided for your signature, and write “filing as surviving spouse” in place of the decedent’s signature.

If you, as the surviving spouse, are due a refund, the refund will be issued directly to you.

When you are filing a return on behalf of a single deceased taxpayer

- print the name of the taxpayer on the appropriate line.
- write “deceased” and the date of death above the decedent’s name.
- write “in care of,” and the executor’s name and address.

A personal representative, such as an executor or administrator must sign and date the return. The representative’s title and telephone number must be provided.

**Attach** If a refund is due, attach Form IL-1310, Statement of Person Claiming Refund Due a Deceased Taxpayer.

#### Tip Foreign addresses

Write your

- street address on the “Mailing address” line.
- apartment number, if applicable.
- city, province or state, and postal code on the “City, State, ZIP” lines in that order. Follow the country’s practice for entering the postal code.
- country name on the “Foreign Nation” line. Do not abbreviate the country name.

### Line C Filing status

In general, you should use the same filing status as on your federal return. However,

- if you file a joint federal return and you are an injured spouse (e.g., your spouse owes a liability, for which you are not responsible, to a government agency), you should file separate Illinois returns using the “married filing separately” filing status. Do not recompute any items on your federal return. Instead, you must divide each item of income and deduction shown on your joint federal return between your separate Illinois returns following the Allocation Worksheet on Page 13.

You may choose to file separately as an injured spouse only until the extended due date of the return, and once you choose a filing status the decision is irrevocable for the tax year.

**Note** If you choose to file a joint Illinois return, we may take the entire refund to pay your spouse’s liability.

- if you file a joint federal return and one spouse is a full-year Illinois resident while the other is a part-year resident or a nonresident (e.g., military personnel), you may choose to file “married filing separately.” Do not recompute any items on your federal return. Instead, you must divide each item of income and deduction shown on your joint federal return between your separate Illinois returns following the Allocation Worksheet on Page 13.

If you choose to file a joint Illinois return, you must treat both your spouse and yourself as residents. This election is irrevocable for the tax year. You may be allowed a credit for income tax paid to another state on Schedule CR. For more information, see the Schedule CR instructions.

- if you are in a civil union that is not recognized as a marriage for federal income tax purposes, you must file your Illinois return with your civil union partner using either the “married filing jointly” or “married filing separately” filing status.

If you and your partner choose to file

- a joint Illinois return, you must recompute your adjusted gross income as if you had filed a federal married filing jointly return.
- separate Illinois returns, you must recompute your adjusted gross income as if you had both filed federal married filing separately returns.

Complete your federal “as-if-married” return(s), including all schedules and attachments, applying all the federal rules for the married filing status you choose. Enter the federal “as-if-married” return information where Illinois requires federal information. **Do not** file your federal “as-if-married” return(s) with the IRS. See Schedule CU for more information.

**Note** If you choose to file a joint Illinois return, you and your partner will both be liable for the joint tax liability, and each partner’s share of any joint refund may be applied against unpaid liabilities of the other partner.

**Note** If you are an Illinois resident, and your partner is not, and you choose to file a joint Illinois return, you must treat both yourself and your partner as residents.

### Line D Civil union

Check the box if you are in a civil union.

**Attach** Schedule CU.

## Step 2 Income

### Line 1

#### Adjusted gross income

Write the adjusted gross income from your federal return. If you are not required to file a federal income tax return, use a federal 1040 as a worksheet to determine your adjusted gross income.



#### Net operating loss (NOL)

If you have a federal NOL this year, you may write a negative amount on Line 1. However, you must reduce that amount by any NOL that you carry back to prior years.

If you deducted an NOL carryforward on your federal return for this year and some of that NOL remains available to carry forward to next year, the amount on Line 1 should be your federal adjusted gross income computed without deducting the NOL carryforward, minus the amount of "Modified Taxable Income" on Line 9 of the federal Worksheet for NOL Carryover found in Table 1 of IRS Publication 536, Net Operating Losses (NOLs) for Individuals, Estates, and Trusts.

### Line 2

#### Federally tax-exempt income

Write the amount of federally tax-exempt interest and dividend income reported on U.S. 1040, U.S. Individual Income Tax Return, or U.S. 1040A, U.S. Individual Income Tax Return, Line 8b or to the left of U.S. 1040EZ, Income Tax Return for Single and Joint Filers With No Dependents, Line 2.

**Note** Your distributive share of federally tax-exempt interest and dividend income received from a partnership, S corporation, trust, or estate is added back on Schedule M, Line 2.

### Line 3

#### Other additions

Complete Schedule M if you have any of the following items:

- your child's federally tax-exempt interest and dividend income as reported on U.S. Form 8814
- a distributive share of additions you received from a partnership, S corporation, trust, or estate
- Lloyds plan of operations loss, if reported on your behalf on Form IL-1023-C, and included in your adjusted gross income
- earnings distributed from IRC Section 529 college savings and tuition programs if these earnings are not included in your adjusted gross income, Line 1
- an addition amount calculated on Form IL-4562, Special Depreciation
- business expense recapture (nonresidents only)
- recapture of deductions for contributions to Illinois college savings plans transferred to an out-of-state plan
- credit received on Schedule 1299-C for student-assistance contributions made as an employer on behalf of your employees
- deductions claimed in prior years for college savings plan contributions if you made a nonqualified withdrawal this tax year
- any other amounts that you are required to add to your federal adjusted gross income

For more information, see the Schedule M instructions.



Schedule M and any required supporting documents.

## Step 3 Base Income

### Line 5

#### Social Security benefits and certain retirement plans

Write the amount of federally taxed Social Security and retirement income included in Form IL-1040, Line 1 that you received from

- **qualified employee benefit plans** (including railroad retirement and 401(K) plans) reported on U.S. 1040, Line 16b, or U.S. 1040A, Line 12b.
- **Individual Retirement Accounts or self-employed retirement plans** reported on U.S. 1040, Line 15b, or U.S. 1040A, Line 11b.
- **Social Security and railroad retirement benefits** reported on U.S. 1040, Line 20b, or U.S. 1040A, Line 14b.
- **government retirement and government disability plans and group term life insurance premiums paid by a qualified retirement plan** reported as wages on your U.S. 1040 or 1040A, Line 7.
- **state or local government deferred compensation plans** reported on U.S. 1040, Line 7 or 16b, or U.S. 1040A, Line 7 or 12b.
- **certain capital gains on employer securities** reported on U.S. 1040, Line 13.
- **certain retirement payments made directly to retired partners** reported on U.S. 1040, Line 17.

For more information, see Publication 120.



U.S. Form 1040 or 1040A, Page 1 (if civil union, page 1 from federal "as-if-married" return) and any W-2 and 1099 forms. If your retirement income is not reported on your U.S. 1040, Line 15b, 16b, and 20b or U.S. 1040A, Lines 11b, 12b, and 14b or shown on your W-2 and 1099 forms, see Publication 120 for a list of any additional required attachments.

### Line 6

#### Illinois Income Tax overpayment

Write the total amount of any **Illinois** Income Tax overpayment (including any amount that was credited to another tax liability) reported as income on your 2013 U.S. 1040, Line 10. Do not include other states' refunds on this line.

**Note** If you filed a U.S. 1040A or U.S. 1040EZ, you may not take this subtraction.

### Line 7

#### Other subtractions

You may be entitled to subtract other items from your income. See the instructions for Schedule M to see if you are eligible for other subtractions.



Schedule M and any required supporting documents.

### Line 9

#### Base income

**This line may not be less than zero.** If the result is a negative number, write "zero."

## Lines 10-19

### Step 4 Exemptions

#### Line 10 Illinois exemption allowance

##### Line 10a

If you filed

- U.S. Form 1040 or 1040A, your number of exemptions is found in box 6d of your federal return.
- U.S. Form 1040EZ, your number of exemptions is
  - **0** - if you are single and you checked the “You” box on Line 5 of your federal return, or if you are married filing jointly and you checked both the “You” and “Spouse” boxes on Line 5 of your federal return.
  - **1** - if you are single and did not check the “You” box on Line 5 of your federal return, or if you are married filing jointly and you checked only one box (either “You” or “Spouse”) on Line 5 of your federal return.
  - **2** - if you are married filing jointly and did not check either box on Line 5 of your federal return.

**Note** If you did not file a federal return, use the U.S. 1040 as a worksheet, and write the number of exemptions you would have claimed if you had filed one.

##### Line 10b

If someone else can claim you as a dependent and your Illinois base income (Form IL-1040, Line 9, or Schedule NR, Line 46) is

- \$2,100 or less, your number of exemptions is **1**.
- greater than \$2,100, your number of exemptions is **0**.

**Note** If your Illinois base income is \$4,200 or less, you are married filing jointly, and both of you can be claimed as dependents on someone else’s return, your number of exemptions is **2**.

##### Line 10c

If you (or your spouse if married filing jointly) were 65 or older, check the appropriate box(es). Your number of exemptions is equal to the number of boxes checked.

##### Line 10d

If you (or your spouse if married filing jointly) were legally blind, check the appropriate box(es). Your number of exemptions is equal to the number of boxes checked.

### Step 5 Net Income

#### Line 11 Illinois residents only – Net income

**This line may not be less than zero.** If the result is a negative number, write “zero.”

#### Line 12 Nonresidents and part-year residents only – Residency and Illinois income

First, check the box to identify whether you were a nonresident or a part-year resident of Illinois during 2013.

Next, complete Schedule NR. Write the amount from Schedule NR, Line 46, on Line 12. **This line may not be less than zero.**

**Attach** Schedule NR.

### Step 6 Tax

#### Line 13 Tax amount

**Illinois residents:** Follow the instructions on the form.

**Nonresidents and part-year residents only:** Write your tax from Schedule NR, Line 52. **This line may not be less than zero.**

**Attach** Schedule NR.

#### Line 14

##### Recapture of investment tax credits

If you claimed an investment credit in a previous year, and the property considered in the computation of that investment credit was disqualified within 48 months after being placed in service, you must complete Schedule 4255, Recapture of Investment Tax Credits, and write the recapture amount on this line.

**Attach** Schedule 4255.

### Step 7 Tax After Nonrefundable Credits



**IL-1040, Line 16 + Line 17 + Line 18 cannot be greater than Line 15.**

#### Line 16 Income tax paid to another state – Illinois residents and part-year residents only

If you were taxed by another state on income you received while you were an Illinois resident, you may be entitled to this credit. See the Schedule CR instructions and Publication 111, Illinois Schedule CR for Individuals, to see if you are eligible to take this credit.

**Attach** Schedule CR, Pages 1 through 3.

#### Line 17 Property tax and K-12 education expense credit

You may be entitled to credit for property tax and K-12 education expenses you paid. See the instructions for Schedule ICR to see if you are eligible for these credits.

**Attach** Schedule ICR and any required supporting documents.

#### Line 18 Credit from Schedule 1299-C

You may be entitled to credits from Schedule 1299-C. See the instructions for Schedule 1299-C to determine if you are eligible for these credits.

**Attach** Schedule 1299-C and any required supporting documents.

#### Line 19

##### Total nonrefundable payments and credits

Add Lines 16, 17, and 18, and write the total on Line 19.

## Step 8 Other Taxes

### Line 22

#### Household employment tax

Write the amount of Illinois Income Tax you withheld from a household employee. You may no longer use Form UI-WIT to report Illinois Income Tax withheld from your household employee. See Publication 121 for details on how to figure the amount to withhold and report.

**Note** Do not report household employee withholding here if you have already reported or paid this amount using Form IL-941, Illinois Withholding Income Tax Return, or Form IL-501, Payment Coupon.

### Line 23

#### Use tax

Write the amount of Illinois Use Tax you owe. Use the Use Tax (UT) Worksheet or Use Tax (UT) Table to determine your use tax. You **must** make an entry on Line 23 (write zero if you are not paying use tax on Form IL-1040).

**Note** If you owe more than \$600 in use tax (\$1,200 for married filing jointly taxpayers), you must file Form ST-44, Illinois Use Tax Return.

**Note** Do not report Illinois Use Tax here if you have already reported or paid this amount using Form ST-44.

#### What is Illinois Use Tax?

Illinois Use Tax is a form of sales tax that you, as the purchaser, owe on items that you buy for use in Illinois. If the seller does not collect this tax from you, you must pay the tax to the Illinois Department of Revenue (IDOR). The most common purchases on which the seller does not collect Illinois Use Tax are those made through the internet, from a mail order catalog, or when traveling outside Illinois.

#### When must I pay Illinois Use Tax to IDOR?

You must pay Illinois Use Tax to IDOR if

- the items you bought are taxable in Illinois,
- you used or consumed these items in Illinois, **and**
- when you purchased the items you **either**
  - did not pay any sales tax to the seller, **or**
  - paid sales tax at less than Illinois' Use Tax rates of 6.25 percent for general merchandise and 1 percent for food and drugs.

For example, if you purchased

- a computer over the internet for use in Illinois and paid no sales tax, you owe 6.25 percent Illinois Use Tax.
- jewelry while vacationing in Georgia upon which you paid 4 percent sales tax and which you brought back to Illinois, you will owe Illinois Use Tax on the 2.25 percent difference in tax rates.
- cheese by mail order from a company in Wisconsin and paid no sales tax, you owe 1 percent Illinois Use Tax.

#### How do I determine the Illinois Use Tax I owe?

To determine the Illinois Use Tax you owe, check your records to see if you were charged tax on internet, mail order, or other out-of-state purchases and use the Use Tax (UT) Worksheet to calculate your tax. If your records are incomplete and you had

- major purchases, add the actual cost of your major purchases to the estimated cost of any other purchases you made during the year. Enter the total on Lines 1a or 2a of the UT Worksheet to calculate the use tax you owe.
- no major purchases, use the UT Table to help you estimate the use tax you owe.

Enter the Illinois Use Tax from the UT Worksheet or UT Table on Form IL-1040, Line 23.

**Note** If we find that you owe additional tax, we may assess the additional tax plus applicable penalties and interest. We conduct routine audits based on information received from third parties, including the U.S. Customs Service and other states.

#### Use Tax (UT) Table

If you had no major purchases and you do not have receipts to figure your purchases, use this table to estimate your annual Illinois Use Tax liability.

AGI (from IL-1040, Line 1)	Use Tax
\$0 - \$10,000	\$3
\$10,001 - \$20,000	\$9
\$20,001 - \$30,000	\$15
\$30,001 - \$40,000	\$21
\$40,001 - \$50,000	\$27
\$50,001 - \$75,000	\$38
\$75,001 - \$100,000	\$52
Above \$100,000	Multiply AGI by 0.06% (0.0006)



## Use Tax (UT) Worksheet

**Complete this worksheet to report and pay your use tax on Form IL-1040. If your annual use tax liability is over \$600 (\$1,200 if married filing jointly), you must file and pay your use tax with Form ST-44.**

**Note**

- Do not include any
- items for which you paid sales tax in another state (but not in another country) of
    - 6.25% or more on Line 1a and
    - 1% or more on Line 2a.
  - sales tax you paid in another state, on Line 4, for items not included in Lines 1a or 2a.

<p><b>1a</b> Write the total cost of general merchandise you purchased to use in Illinois on which you did not pay the required amount of Illinois Use Tax.</p>	1a	.00			
<p><b>1b</b> Multiply Line 1a by 6.25% (.0625). Round the result to whole dollars.</p>			<b>1b</b>	.00	
<p><b>2a</b> Write the total cost of qualifying food, non-prescription drugs, and medical appliances you purchased to use in Illinois on which you did not pay the required amount of Illinois Use Tax.</p>	2a	.00			
<p><b>2b</b> Multiply Line 2a by 1% (.01). Round the result to whole dollars.</p>			<b>2b</b>	.00	
<p><b>3</b> Add Lines 1b and 2b. <b>This is your use tax on purchases.</b></p>			<b>3</b>	.00	
<p><b>4</b> Write the amount of sales tax you paid in another state (not in another country) on the items included on Lines 1a and 2a.</p>			<b>4</b>	.00	
<p><b>5</b> Subtract Line 4 from Line 3. <b>Write the result here and on Form IL-1040, Line 23</b> (if the result is less than zero, write zero).</p>			<b>5</b>	.00	

**Note**

Be sure to keep this worksheet with your income tax records. You must send us this information if we request it.

### Step 9

## Payments and Refundable Credit

### Line 25

#### Illinois Income Tax withheld

Write the total Illinois Income Tax withheld in 2013 as shown on your W-2, Wage and Tax Statement, forms. This amount is generally found on your W-2 forms in Box 17, state income tax. Also include any Illinois Income Tax withheld as shown on your Form 1099-R, Distributions From Pensions, Annuities, Retirement or Profit-Sharing Plans, IRAs, Insurance Contracts, etc., Form 1099-G, Certain Government Payments, and Form W-2G, Certain Gambling Winnings.

**Attach** a copy of each W-2, 1099-R, 1099-G, and W-2G form.

### Line 26

#### Estimated income tax payments

Write the total of any payments you made with

- Form IL-1040-ES, Estimated Income Tax Payments for Individuals;
- Form IL-505-I; and
- any overpayment applied to your 2013 estimated tax from Line 38 of your 2012 return.

**Note** If you expect your yearly tax liability to be greater than \$500 after subtracting your withholding, pass-through entity tax payments, and credits, you may be required to make estimated income tax payments. For more information, see Line 32 and the instructions for Form IL-2210, Computation of Penalties for Individuals.

### Line 27

#### Pass-through entity tax payments

Write the total of any pass-through entity tax payments (income tax paid) made on your behalf by a partnership, S corporation, or trust and shown on Schedule K-1-P, Partner's or Shareholder's Share of Income, Deductions, Credit, and Recapture, or K-1-T, Beneficiary's Share of Income and Deductions, for this tax year.

**Note** If you have income from a partnership or S corporation and you were included on a Form IL-1023-C, you may enter your share of taxes paid on your behalf on Line 27.

**Attach** Schedule K-1-P or K-1-T.

### Line 28

#### Earned Income Credit

If you qualified for a federal Earned Income Credit (EIC), you also qualify for the Illinois Earned Income Credit.

Complete Schedule ICR to determine the amount of your credit.

**Attach** Schedule ICR.

### Line 29

#### Total payments and refundable credit

Add Lines 25, 26, 27, and 28, and write the total on Line 29.

## Step 11 Underpayment of Estimated Tax Penalty and Donations

### Line 32 Late-payment penalty for underpayment of estimated tax

If you

- have a tax liability greater than \$500 after subtracting your withholding, pass-through entity tax payments, and credits, or
- were required to make estimated tax payments and failed to pay the required amount by the payment due dates, you may owe a late-payment penalty for underpayment of estimated tax. See Form IL-2210 for details.

**Note** If you are 65 years of age or older and you permanently live in a nursing home or if at least two-thirds of your federal gross income is from farming, you are not required to make estimated tax payments and are not subject to a late-payment penalty for underpayment of estimated tax.

**Note** You do not owe a late-payment penalty for underpayment of estimated tax if you were not required to file a Form IL-1040 last year.

**Note** If you owe this penalty, you should consider increasing your withholding or the amount of your estimated tax payments. For more information, see the Form IL-1040-ES instructions and Form IL-W-4, Employee's Illinois Withholding Allowance Certificate.

### Tip Let us figure your penalty and bill you

Figuring your own penalty can be difficult. We encourage you to file your Form IL-1040 and pay the tax you owe without including any penalty. If you owe this penalty, we will figure the amount and bill you.

**Note** If you annualized your income, you must complete Form IL-2210. See the instructions for Line 32c.

### Line 32a Farmers

Check the box if at least two-thirds of your total federal gross income came from farming. Total federal gross income includes your spouse's income if your filing status is "married filing jointly."

### Tip Federal gross income from farming

"Federal gross income from farming" is the amount of income you received from your participation in the production of crops, fruits, fish, livestock (used for draft, breeding, or dairy purposes), or other agricultural products. This includes income from the operation of a stock, dairy, poultry, fruit, or truck farm, plantation, ranch, nursery, range, or orchard – regardless of whether the operation is organized as a sole proprietorship, a partnership, an S corporation, or a trust. "Federal gross income from farming" also includes a share of crops produced in exchange for the use of the land. See IRS Publication 225.

"Federal gross income from farming" does not include payments from the sale of farm land and farm equipment, nor does it include income received by a custom grain harvester who performs grain harvesting and hauling services on farms he or she does not own, rent, or lease. It also does not include the wages of a farm employee or cash rent.

### Line 32b Nursing home residents

Check the box if you or your spouse are 65 years of age or older and permanently living in a nursing home.

### Line 32c Annualized income

Check the box if you annualized your income on Form IL-2210, Step 6.

**Attach** Form IL-2210.

### Line 32d Previous year IL-1040 not required

Check the box if you were not required to file a Form IL-1040 in the previous tax year.

### Line 33



### Donations

You may contribute to one or more charitable contribution funds. Contributions to the funds may be in any amount of \$1 or more and will decrease your refund or increase your balance due. You cannot change your contributions to these funds on an amended return.

**Attach** Schedule G, Voluntary Charitable Donations.

## Lines 36-38

### Step 12 Refund or Amount You Owe

#### Line 36 Refund

We will not refund any amount less than \$1. We will also reduce any overpayment by the amount of any outstanding tax, penalties, and interest you owe and by amounts you owe to other agencies or governments, if those debts have been certified to us.

#### Line 37

##### Choose your refund method

Check the box next to the method by which you would like to receive your refund. You may only check one box.

##### Direct Deposit

If you use direct deposit, you will get your refund faster. You must enter your routing number, account number, and select either checking or savings.

**Tip**

##### Direct deposit into checking or savings

If you choose to deposit your refund directly into your checking or savings account, you must

- enter your routing number.
  - For a checking account, your routing number must be nine digits and the first two digits must be 01 through 12 or 21 through 32.  
The sample check below has an example of a routing number.
  - For a savings account, you must contact your financial institution for your routing number.
- check the appropriate box to indicate that you want your refund deposited into your checking or savings account.
- enter your account number.
  - For a checking account, your account number may be up to 17 digits.  
The sample check below has an example of an account number.
  - For a savings account, you must contact your financial institution for your account number.

Do not take your account and routing numbers from your checking or savings account deposit slip or include your check number. Include hyphens, but omit spaces and special symbols. You may have unused boxes.

Drake Taxpayer  
Kelby Taxpayer  
1040 Square  
Lincoln Land, IL 12345

Date \_\_\_\_\_ 9876

PAY TO THE ORDER OF \_\_\_\_\_ \$ \_\_\_\_\_ DOLLARS

The Land Bank  
Land IL 12345

Memo (123456789) (91011121314151) 9876

Routing number Account number Do not include your check number

**Note** Some financial institutions may not allow a refund to be deposited into an account if the names on the account are not the same names that appear on the refund. If your financial institution does not honor your request for direct deposit, we will send you a check instead.

**Note** We do not support international ACH transactions. We will only deposit refunds into accounts located within the United States. If your financial institution is located outside the United States, we will send you a check instead of depositing your refund into your account.

**Tip**

##### Direct deposit into “Bright Start” or “Bright Directions”

If you choose to deposit your refund into your “Bright Start” or “Bright Directions” College Savings Pool account, follow the instructions below.

For “Bright Start” you must,

- enter “101000695” as the routing number.
- check the “Savings” box.
- enter “1111514” plus your ten digit “Bright Start” account number.

For “Bright Directions” you must,

- enter “104910795” as the routing number.
- check the “Savings” box.
- enter “529” plus your nine digit “Bright Directions” account number.

##### Illinois Individual Income Tax Refund Debit Card

If you choose to receive your refund on a debit card, your debit card will be mailed to the address entered on your return. If you file a married filing jointly return, you and your spouse will both receive a debit card.

**Note** Debit cards will only be mailed to addresses within the United States, the District of Columbia, American Samoa, the Federated States of Micronesia, Guam, the Northern Mariana Islands, Puerto Rico, the Virgin Islands, or the United States Armed Forces (AA, AE, or AP).

**Note** If you do not have a bank account, a refund debit card may allow you to avoid any check cashing fees associated with a paper check.

##### Paper Check

If you choose to receive a paper check, your check will be mailed to the address entered on your return.

#### Line 38

##### Overpayment applied to next year

We will reduce any credit to your 2014 estimated tax by the amount of any outstanding tax, penalties, and interest you owe. If your credit is reduced, you may owe a late-payment penalty for underpayment of estimated tax for the following year. For more information, see Form IL-1040-ES.

**Note** You may elect to apply some or all of your overpayment toward your 2014 estimated tax only on a 2013 return filed by the extended due date (October 15, 2014, for calendar year filers).

**Line 39****Amount you owe**

If you owe less than \$1, you do not have to pay, but you still must file your tax return.

Your tax payment is due on or before April 15, 2014.

**Tip****Payment options**

You may pay by

- **electronic payment.** To have your payment electronically taken from your checking or savings account,
  - visit our website at [tax.illinois.gov](http://tax.illinois.gov), or
  - ask your tax professional.

You need the same information that is required for direct deposit (see the instructions for Line 37) plus your IL-PIN (Illinois Personal Identification Number).

**Warning:** Many credit unions will not allow an electronic debit from a savings account. Please check with your financial institution.

**Note** We do not support international ACH transactions. We will only debit your account if your financial institution is located within the United States. If your financial institution is located outside the United States, you must choose another payment option.

- **credit card.** Use your MasterCard, Discover, American Express, or Visa. The credit card service provider will assess a convenience fee. Have your credit card ready and visit our website or call one of the following:

- **Official Payments Corporation** at 1 800 2PAYTAX (1 800 272-9829). You will need a Jurisdiction Code, which is 2300.

- **Value Payments Systems** at 1 888 9-PAY-ILS (1 888 972-9457).

- **FIS** at 1 877 57-TAXES (1 877 578-2937).

- **check or money order.** Make the check or money order payable to "Illinois Department of Revenue" (not IRS). Write the taxpayer's Social Security number, the spouse's Social Security number if filing jointly, and the tax year in the lower left corner of the payment.

Payments must be U.S. negotiable currency, expressed in U.S. dollars, and drawn on a U.S. bank.

**Attach**

Staple your check or money order and Form IL-1040-V, Payment Voucher for Individual Income Tax, to the front of your paper Form IL-1040.

**Tip****Late filing or late payment**

If you do not file or pay your tax on time, you may owe penalties and interest. We will send you a bill.

If you prefer to figure the penalties yourself, complete Form IL-2210.

**Step 13****Sign and Date, Third Party Designee, and 1099-G Information****Sign and date**

You, and your spouse if filing jointly, must sign and date your return. If you are filing for a minor as a parent or guardian, you must sign and date the return.

**If you do not sign** your return,

- it will not be considered filed and you may be subject to a nonfiler penalty.
- and three years have passed since the extended due date of that return, any overpayment will be forfeited.

**Attach**

Staple all required copies of forms and schedules, powers of attorney, and letters of estate or office to the tax return.

**Third party designee (optional)**

If you want to allow another person to discuss this return with us, check the box and print the designee's name and telephone number. The authorization will allow your designee to answer any questions that arise during the processing of your return, call us with questions about your return, and receive or respond to notices we send. The authorization will automatically end no later than the due date for filing your 2014 tax return. This is April 15, 2015, for most people. You may revoke the authorization at any time by calling or writing us.

**Form 1099-G information**

Form 1099-G reports the amount of refunds, credits, or offsets from your state income tax we paid to you in a tax year. This amount may be taxable to you. We also provided the 1099-G information to the Internal Revenue Service.

We will provide you a 1099-G if

- you deducted your state income taxes on your U.S. Form 1040, Schedule A, for a tax year and
- your Illinois Income Tax payments for the tax year exceeded your actual tax liability (e.g., you received a refund, applied your overpayment to next year's estimated tax, or your overpayment was used to pay another tax liability).

If you meet these criteria, you will receive a 1099-G for the year in which the overpayment was refunded or applied. You may access your 1099-G on our website.

**Note** We will only mail paper 1099-G forms to you if you check the 1099-G box on Step 13.

**Tip****Mailing your income tax return**

If **no payment** is enclosed, mail your return to:

ILLINOIS DEPARTMENT OF REVENUE  
PO BOX 1040  
GALESBURG IL 61402-1040

If a **payment** is enclosed, mail your return to:

ILLINOIS DEPARTMENT OF REVENUE  
SPRINGFIELD IL 62726-0001

# Allocation Worksheet

**Keep this worksheet with your income tax records.**

You must complete the Allocation Worksheet if you file a joint federal return, but choose to file "married filing separately" on your Illinois returns. In Column A, report the items of income and deductions as actually shown on your federal return, and then divide each item between you and your spouse in Columns B and C.

Primary taxpayer's name \_\_\_\_\_

Primary taxpayer's Social Security number \_\_\_\_\_

Spouse's name \_\_\_\_\_

Spouse's Social Security number \_\_\_\_\_

**Column A:** Write the amounts from your joint federal return.

**Column B:** Write the primary taxpayer's portion of the amount from Column A.

**Column C:** Write the spouse's portion of the amount from Column A.

	<b>Column A</b> <b>Your joint</b> <b>federal return</b>	<b>Column B</b> <b>Primary's portion</b> <b>of Column A</b>	<b>Column C</b> <b>Spouse's portion</b> <b>of Column A</b>
<b>1</b> Wages, salaries, tips, etc. (federal Form 1040 or 1040A, Line 7; 1040EZ, Line 1)	1 _____	_____	_____
<b>2</b> Taxable interest (federal Form 1040 or 1040A, Line 8a; 1040EZ, Line 2)	2 _____	_____	_____
<b>3</b> Ordinary dividends (federal Form 1040 or 1040A, Line 9a)	3 _____	_____	_____
<b>4</b> Taxable refunds, credits, or offsets of state and local income taxes (federal Form 1040, Line 10)	4 _____	_____	_____
<b>5</b> Alimony received (federal Form 1040, Line 11)	5 _____	_____	_____
<b>6</b> Business income or loss (federal Form 1040, Line 12)	6 _____	_____	_____
<b>7</b> Capital gain or loss (federal Form 1040, Line 13 or 1040A, Line 10)	7 _____	_____	_____
<b>8</b> Other gains or losses (federal Form 1040, Line 14)	8 _____	_____	_____
<b>9</b> Taxable IRA distributions (federal Form 1040, Line 15b; or 1040A, Line 11b)	9 _____	_____	_____
<b>10</b> Taxable pensions and annuities (federal Form 1040, Line 16b; or 1040A, Line 12b)	10 _____	_____	_____
<b>11</b> Rents, royalties, partnerships, S corporations, trusts, and estates (federal Form 1040, Line 17)	11 _____	_____	_____
<b>12</b> Farm income or loss (federal Form 1040, Line 18)	12 _____	_____	_____
<b>13</b> Unemployment compensation and Alaska Permanent Fund dividends (federal Form 1040, Line 19; 1040A, Line 13; 1040EZ, Line 3)	13 _____	_____	_____
<b>14</b> Taxable Social Security benefits (federal Form 1040, Line 20b; or 1040A, Line 14b)	14 _____	_____	_____
<b>15</b> Other income (federal Form 1040, Line 21)	15 _____	_____	_____
<b>16</b> Educator expenses (federal Form 1040, Line 23; or 1040A, Line 16)	16 _____	_____	_____
<b>17</b> Certain business expenses of reservists, performing artists, and fee-based government officials (federal Form 1040, Line 24)	17 _____	_____	_____
<b>18</b> Health savings account deduction (federal Form 1040, Line 25)	18 _____	_____	_____
<b>19</b> Moving expenses (federal Form 1040, Line 26)	19 _____	_____	_____
<b>20</b> Deductible part of self-employment tax (federal Form 1040, Line 27)	20 _____	_____	_____
<b>21</b> Self-employed SEP, SIMPLE, and qualified plans (federal Form 1040, Line 28)	21 _____	_____	_____
<b>22</b> Self-employed health insurance deduction (federal Form 1040, Line 29)	22 _____	_____	_____
<b>23</b> Penalty on early withdrawal of savings (federal Form 1040, Line 30)	23 _____	_____	_____
<b>24</b> Alimony paid (federal Form 1040, Line 31a)	24 _____	_____	_____
<b>25</b> IRA deduction (federal Form 1040, Line 32; or 1040A, Line 17)	25 _____	_____	_____
<b>26</b> Student loan interest deduction (federal Form 1040, Line 33; or 1040A, Line 18)	26 _____	_____	_____
<b>27</b> Tuition and fees (federal Form 1040, Line 34; or 1040A, Line 19)	27 _____	_____	_____
<b>28</b> Domestic production activities deduction (federal Form 1040, Line 35)	28 _____	_____	_____
<b>29</b> Adjusted gross income (federal Form 1040, Line 37; 1040A, Line 21; 1040EZ, Line 4)	29 _____	_____	_____



- **Attach supporting documents** to your return.
- If you have an entry on any of the lines identified below and do not attach the required supporting documents to your return, your entry will be disallowed, and any refund you are entitled to will be delayed.

**If you completed:**

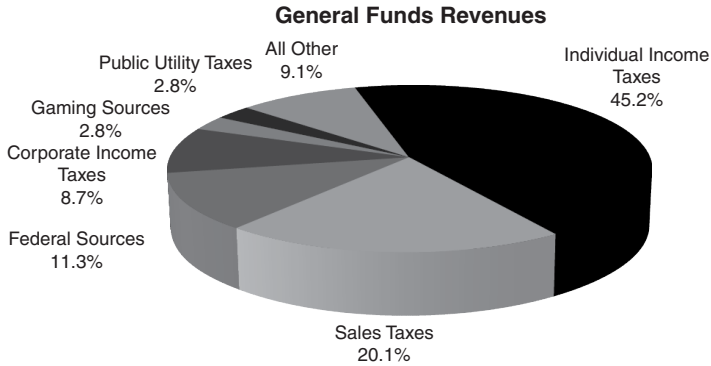


<p>→ <b>Line D</b> → Civil union return</p>	<p>✓ Schedule CU</p>
<p>→ <b>Line 3</b> → Other additions</p>	<p>✓ Schedule M and any required support listed on Schedule M</p>
<p>→ <b>Line 5</b> → Social Security benefits and certain retirement plan income</p>	<p>✓ U.S. 1040 or U.S. 1040A, Page 1 (if civil union, Page 1 from federal "as-if-married" return)          ✓ Form W-2, if applicable          ✓ 1099-R, RRB-1099, or SSA-1099, if applicable          ✓ U.S. 1040, Schedule D, Pages 1 and 2, if applicable          ✓ Form IL-4644, if applicable</p>
<p>→ <b>Line 7</b> → Other subtractions</p>	<p>✓ Schedule M and any required support listed on Schedule M</p>
<p>→ <b>Line 12</b> → Nonresident or part-year resident</p>	<p>✓ Schedule NR</p>
<p>→ <b>Line 14</b> → Recapture of investment credits</p>	<p>✓ Schedule 4255</p>
<p>→ <b>Line 16</b> → Income tax paid to another state</p>	<p>✓ Schedule CR, Pages 1 through 3</p>
<p>→ <b>Line 17</b> → Property tax and education expense credit</p>	<p>✓ Schedule ICR, including the K-12 Education Expense Credit Worksheet          ✓ Receipt for education expenses you received from your student's school, if applicable          ✓ Receipts for education expenses, if home schooled</p>
<p>→ <b>Line 18</b> → Credit from Schedule 1299-C</p>	<p>✓ Schedule 1299-C</p>
<p>→ <b>Line 25</b> → Illinois Income Tax withheld</p>	<p>✓ All W-2, 1099-R, 1099-G, and W-2G forms showing Illinois Income Tax withheld. Be sure to attach to the front of your Form IL-1040.</p>
<p>→ <b>Line 27</b> → Pass-through entity tax payments</p>	<p>✓ Schedule K-1-P or K-1-T</p>
<p>→ <b>Line 28</b> → Earned Income Credit</p>	<p>✓ Schedule ICR</p>
<p>→ <b>Line 32</b> → Self-assessed penalty</p>	<p>✓ Form IL-2210, if you annualized your income and checked the box on Line 32c</p>
<p>→ <b>Line 33</b> → Donations</p>	<p>✓ Schedule G</p>



STATE OF ILLINOIS  
 COMPTROLLER  
 JUDY BAAR TOPINKA

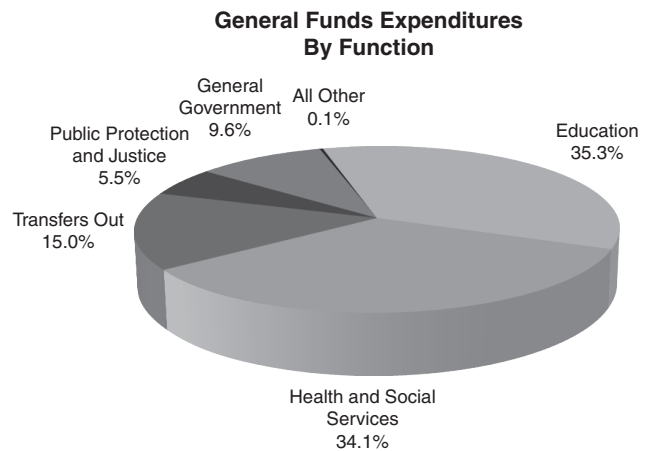
**Where the Fiscal Year 2013 Dollar Came From**



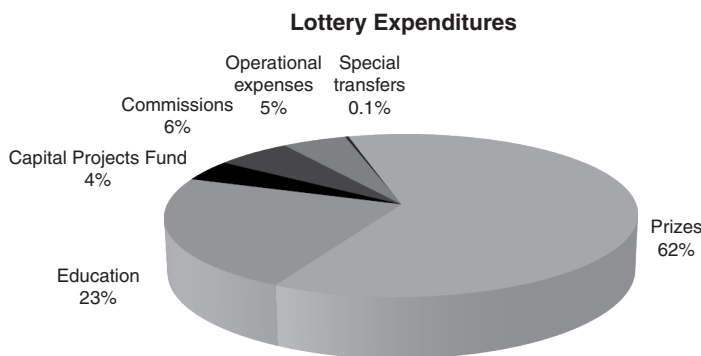
General Funds revenues totaled \$36.603 billion in fiscal year 2013. The largest source of revenue to the General Funds was the personal income tax with receipts of \$16.538 billion accounting for 45.2% of the total. Sales taxes were the second largest source of revenue with \$7.355 billion or 20.1% of the total. Other major sources included federal revenues of \$4.154 billion (11.3%), corporate income taxes of \$3.177 billion (8.7%), gaming sources of \$1.018 billion (2.8%), and public utility taxes of \$1.033 billion (2.8%). All other sources of revenue, including cigarette, liquor, insurance, inheritance, and other miscellaneous sources totaled \$3.328 billion for fiscal year 2013 and accounted for 9.1%.

**How the Fiscal Year 2013 Dollar Was Spent**

Expenditures from the General Funds totaled \$35.643 billion in fiscal year 2013, \$960 million less than revenues. Education encompassed the largest portion (35.3%) of the General Funds budget with fiscal year 2013 spending of \$12.575 billion including \$9.341 billion for elementary and secondary education and \$3.234 billion for higher education. Health and Social Services expenditures, which include spending for medical assistance, children and family services, the operation of mental health and developmentally disabled facilities and other related services, totaled \$12.173 billion in fiscal year 2013 accounting for 34.1% of total General Funds expenditures. Transfers out of \$5.350 billion (15.0%) from the General Funds primarily supported local governments, debt service payments on bonds issued, and repayment of borrowing. Spending for Public Protection and Justice of \$1.966 billion (5.5%) included funding for the operation of prisons, courts, and law enforcement. Other areas of spending included General Government expenditures of \$3.423 billion (9.6%) as well as \$177 million (0.1%) for such things as employment and economic development, environmental assistance, refunds, and transportation related items.



**How the Fiscal Year 2013 Lottery Dollar Was Spent**



Total Illinois Lottery expenditures of \$2.8 billion in fiscal year 2013 included \$1.8 billion (62%) for prizes, \$656 million (23%) in transfers to the Common School Fund for education, \$135 million in transfers to the Capital Projects Fund (4%), \$164 million (6%) paid out in agent commissions, \$154 million (5%) for the operation of the Illinois Lottery, and \$3 million (less than 1%) in transfers for special tickets. The largest line item of operational expenses for the Illinois Lottery is for the private manager agreement. The private manager, Northstar Lottery Group, LLC, was paid \$131 million in fiscal year 2013: \$43 million for marketing and advertising, \$48 million to GTECH Corporation for its operating system, \$25 million to Scientific Game Corporation for instant ticket printing, and \$15 million to Northstar for its management fee.

These numbers are unaudited and are on the accrual basis of accounting. These amounts may differ on the cash basis of accounting for the fiscal year.

## For Tax Assistance



→ Visit our website for faster, easier service - 24 hours a day, 7 days a week.

- Learn about our electronic filing and payment options and get your IL-PIN
- Get your 1099-G amount
- Check your estimated payments
- Check your refund status
- Get information about a notice or a bill
- Get answers to frequently asked questions
- Find a tax professional in your area
- Change your address
- Get information about Illinois Use Tax and Illinois Cigarette Use Tax you may owe

### Phone — Call 1 800 732-8866 or 217 782-3336

- to speak with our staff . . . **Business hours:** 8:00 a.m. to 5:00 p.m. Monday through Friday  
**Extended telephone hours for 2013 filing season:**  
April 7 - April 11, 2014                      8:00 a.m. - 6:00 p.m.  
April 14 and April 15, 2014                7:30 a.m. - 6:00 p.m.
- for automated tax assistance . . . **24 hours a day, 7 days a week**

The number for our TDD (telecommunications device for the deaf) is **1 800 544-5304**.

### Walk-in —

Business hours for the Springfield office are 8:00 a.m. to 5:00 p.m. Monday through Friday.

**Springfield, IL** — Willard Ice Building — 1 800 732-8866 or 217 782-3336  
101 West Jefferson Street — 62702

Business hours for the following are 8:30 a.m. to 5:00 p.m. Monday through Friday.

**Chicago** — James R. Thompson Center — 1 800 732-8866  
100 West Randolph Street — Concourse Level — 60601

**Des Plaines** — Maine North Regional Building — 847 294-4200  
9511 West Harrison Street — 60016

**Fairview Heights** — 618 624-6773  
15 Executive Drive — Suite 2 — 62208

**Marion** — 618 993-7650  
2309 West Main Street — Suite 114 — 62959

**Rockford** — 815 987-5210  
200 South Wyman Street — 61101

## For Forms, Instructions, and Publications

- Visit our website at [tax.illinois.gov](http://tax.illinois.gov).
- Call our 24-hour Forms Order Line at **1 800 356-6302**. Our telephones are available seven days a week.
- Write to Illinois Department of Revenue, P.O. Box 19010, Springfield, Illinois 62794-9010.
- During the filing season, Illinois forms are available at most libraries and at any taxpayer assistance office.

## Other Assistance

- **For federal tax information** — Call the IRS at **1 800 829-1040** or visit their website at [www.irs.gov](http://www.irs.gov).
- **For other free tax help for low-income and senior taxpayers** — Visit a free tax preparation assistance location. To locate a site near you, visit our website, call us, or, if you live in Chicago, call **311**.