

## Full-Year, Part-Year and Nonresident Individuals

# 2013



### Colorado Income Tax Filing Guide

Revenue Online offers a convenient and secure method to e-file your return and access your Department of Revenue tax information. Using Revenue Online you will be able to:

- File or amend your return.
- Catch mistakes on your return before you file.
- Upload attachments that go with your return.
- Check the status of your refund and get your refund faster.
- View copies of your returns.
- Set up a payment plan.
- Pay your tax bill (e-check, credit card, or EFT).
- File a protest.



Manage your account.

File and pay online.

Get started with Revenue Online today!

[www.Colorado.gov/RevenueOnline](http://www.Colorado.gov/RevenueOnline)





[www.Colorado.gov/RevenueOnline](http://www.Colorado.gov/RevenueOnline)

## The free, simple and secure electronic filing choice!

First, complete the federal income tax return you will file with the IRS because you will use numbers from that return on your Colorado income tax return.

Go to [www.Colorado.gov/RevenueOnline](http://www.Colorado.gov/RevenueOnline)

Click on the File a Return button under the heading for Individuals.

Click on the link File 2013 Individual Income Tax.

### Tips on using Revenue Online

At the end of each step, click the OK button. The Cancel button will remove any entries from the step you are in and return you to the main screen. For example, if you are in Step 3 and click Cancel, anything you entered in Step 3 will be removed, but entries from Steps 1 and 2 will still be available.

**Hot Tips!** provide help along the way.

### Step 1: Enter Taxpayer Information

Enter the requested taxpayer information. Mark the Filing Joint box and enter spouse data ONLY if filing a married filing joint return.

### Step 2: W-2s and/or 1099s

If you have W-2 and/or 1099 income with Colorado withholding, click the link and complete the data fields as required. If you do not have W-2 or 1099 income with Colorado withholding, mark the appropriate check box.

### Step 3: Income Information

This step looks similar to Form 104. Enter your figures from the appropriate lines of your Colorado income tax return.

Some lines will have an EDIT button along the right side of your screen. Click EDIT to complete these lines.

Some lines will automatically calculate for you.

If a special schedule or additional information is required, an ERROR button will appear along the right side of your screen. Click ERROR to complete the required information.

### Step 4: Tax Prepayments and Credits

This step looks similar to Form 104, and behaves similarly to Step 3.

If line 36 is \$0, and you have net tax owed, enter self-calculated penalty and interest, if any. If you are unsure how to calculate the penalty and interest, DO NOT calculate it yourself. The department will assess if it is due.

### Step 5: Contributions and Credits to be Carried Forward

Designate how much money, if any, you would like to pay for first quarter estimated tax or to contribute to charity.

### Step 6: Refund or Balance Due

If Revenue Online has calculated a refund, you have the option of receiving your refund faster by completing the Direct Deposit information. Otherwise, a refund check will be mailed to you.

If Revenue Online has determined that a tax payment is required, you have the option of paying online or printing a payment voucher to mail with a check.

### Step 7: Confirm and Submit

Confirm and submit your return. Mark the box for Third Party Designee if authorizing someone else to discuss this return with the department. See page 16 for more information.

### Done!

We suggest you print a copy of your Revenue Online return to keep for your records. Do not mail a copy of your Revenue Online return.



Manage your account.  
File and pay online.  
Get started with Revenue Online today!  
[www.Colorado.gov/RevenueOnline](http://www.Colorado.gov/RevenueOnline)

# Colorado Individual Income Tax Form 104

**2013  
(0013)**

- Full-Year       Part-Year or Nonresident (or resident, part-year, nonresident combination)
- Mark if Abroad on due date - see page 25



Last Name For Yourself		First Name For Yourself		Middle Initial
Deceased <input type="checkbox"/> Yes	Date of Birth (MM/DD/YY)	SSN		
Last Name for Your Spouse (see controlled group definition)		First Name For Spouse		Middle Initial
Deceased <input type="checkbox"/> Yes	Date of Birth (MM/DD/YY)	SSN		
Mailing Address			Phone number (    )	
City	State	ZIP Code	Foreign Country (if applicable)	
<b>Round To The Next Dollar</b>				
1. Enter Federal Taxable Income from your federal income tax form: 1040EZ line 6; 1040A line 27; 1040 line 43			● 1	
<b>Additions</b>				
2. State Addback, enter the state income tax deduction from your federal form 1040 schedule A, line 5 (see instructions)			● 2	00
3. Other Additions, explain (see instructions)			● 3	00
4. Subtotal, add lines 1 through 3			4	00
<b>Subtractions</b>				
5. State Income Tax Refund from federal income tax form 1040, line 10; enter \$0 if filing 1040A or 1040EZ			● 5	00
6. U.S. Government Interest			● 6	00
7. Primary Taxpayer Pension/Annuity income Deceased SSN:			● 7	00
8. Spouse Pension/Annuity income Deceased SSN:			● 8	00
9. Colorado Source Capital Gain; 5-year assets acquired on or after 5/9/1994			● 9	00
10. Tuition Program Contribution: (see instructions) Owner's SSN: ●			● 10	00
Total Contribution ●		Owner's Name ●		
11. Qualifying Charitable Contribution ● \$			● 11	00
12. Qualified Reservation Income			● 12	00
13. PERA/DPSRS Subtraction, for PERA contributions made in 1984-1986 or DPSRS contributions made in 1986			● 13	00
14. Railroad Benefit Subtraction, tier I or II only			● 14	00
15. Wildfire Mitigation Measures Subtraction			● 15	00
16. Other Subtractions, explain below (see instructions)			● 16	00



17. Subtotal, add lines 5 through 16	17	00	
18. Colorado Taxable Income, line 4 minus line 17	• 18	00	
<b>Tax, Prepayments and Credits: full-year residents turn to page 21 and part-year and nonresidents go to 104PN</b>			
19. Colorado Tax from tax table or 104PN line 36	• 19	00	
20. Alternative Minimum Tax from Form 104AMT	• 20	00	
21. Recapture of prior year credits	• 21	00	
22. Subtotal, add lines 19 through 21	22	00	
23. Nonrefundable Credits from 104CR line 39, cannot exceed the sum of lines 19 and 20	• 23	00	
24. Total Enterprise Zone credits used – as calculated, or form DR 1366 line 70	• 24	00	
25. Net Tax, subtract lines 23 and 24 from line 22	25	00	
Staple W-2s and 1099s here. Use only for line 26. ◀	26. CO Income Tax Withheld from W-2s and 1099s. Staple only if line 26 is greater than \$0	• 26	00
27. Prior-year Estimated Tax Carryforward	• 27	00	
28. Estimated Tax Payments, enter the sum of the quarterly payments remitted for this tax year	• 28	00	
29. Extension Payment remitted with form 158-I	• 29	00	
30. Other Prepayments: • <input type="checkbox"/> 104BEP • <input type="checkbox"/> DR 0108 • <input type="checkbox"/> DR 1079	• 30	00	
31. Innovative Motor Vehicle Credit from line 36 form DR 0617	• 31	00	
32. Refundable Credits from 104CR line 9	• 32	00	
33. Subtotal, add lines 26 through 32	33	00	
34. Federal Adjusted Gross Income from your federal income tax form: 1040EZ line 4; 1040A line 21; 1040 line 37	• 34	00	
35. Overpayment, if line 33 is greater than 25 then subtract line 25 from line 33	35	00	
36. Estimated Tax Credit Carry Forward to 2014 first quarter, if any	• 36	00	
<b>Voluntary Contributions enter your donation amount, if any</b>			
37. Nongame and Endangered Wildlife Cash Fund	• 37	00	
38. Colorado Domestic Abuse Program Fund	• 38	00	
39. Homeless Prevention Activities Program Fund	• 39	00	
40. Western Slope Military Veterans Cemetery Fund	• 40	00	
41. Pet Overpopulation Fund	• 41	00	
42. Colorado Healthy Rivers Fund	• 42	00	
43. Alzheimer's Association Fund	• 43	00	





## How To Use This Filing Guide

This filing guide will assist you with completing your Colorado Income Tax Return. Once you finish the form, file it with a computer, smartphone, or tablet using our free and secure Revenue Online service at [www.Colorado.gov/RevenueOnline](http://www.Colorado.gov/RevenueOnline). Or, you may file using private e-file software or with a tax preparer. By filing your return electronically, you significantly reduce the chance of errors and you will receive your refund much faster. If you cannot file electronically for any reason, mail the enclosed forms as instructed.

Please read through this guide before starting your return.

The following symbols appear throughout this guide and point out important information, reminders, and changes to tax rules.



This points out a topic that is the source of common filing errors. Filing your return on Revenue Online will limit errors somewhat; however, it is important to understand the information on your return. **Errors cause processing delays and erroneous bills.**



Several subtractions and tax credits require you to provide supporting documentation. This symbol points out those requirements. If the additional documentation is not provided, **it will cause processing delays or denial of the credits/subtractions.** These documents can be scanned and attached to your Revenue Online or electronic filing, mailed with the DR 1778, or attached to your paper return.



In-depth tax information is available in our easy to understand FYI Publications, which include examples and worksheets. This symbol lets you know when such a publication is available for a subject. All FYI publications are available at [www.TaxColorado.com](http://www.TaxColorado.com)

## Filing Information

### Who Must File This Tax Return

Each year you must evaluate if you should file a Colorado income tax return. Generally, you must file this return if you were:

- A full-year resident of Colorado; or
- A part-year Colorado resident who receives taxable income while residing here; or
- Not a resident of Colorado, but receives income from sources within Colorado;

**and**

- Are required to file a federal income tax return with the IRS for this year; or
- Will have a Colorado income tax liability for this year.



*Colorado residents must file this return if they file an income tax return with the IRS, even if they do not have a Colorado tax liability. Otherwise, the Department may file a return on your behalf and our return might not consider your unique tax situation. Also, the only way to determine if you are entitled to a refund is to file a return.*

### Due Date

Form 104 and any tax payment owed are due April 15, 2014. Revenue Online will accept returns as timely filed until midnight. Returns that are mailed must be postmarked by April 15th. An automatic extension to file is granted until October 15th, but there *is no extension to pay*. See 25 for more information.

### Deceased Persons

Legal representatives and surviving spouses may file a return on behalf of a deceased person. Surviving spouses may complete the return as usual and indicate the deceased status on the return. They can file the return and submit a copy of the death certificate through Revenue Online. Legal representatives may file the return and submit a copy of the death certificate through Revenue Online, but they must complete the Third Party Designee portion of the return. Either a surviving spouse or legal representative can avoid problems when filing on paper by marking the box next to the name of the deceased person; writing “DECEASED” in large letters in the white space above the tax year of the return; writing “FILING AS SURVIVING SPOUSE” or “FILING AS LEGAL REPRESENTATIVE” after their signature; and attaching the DR 0102 and a copy of the death certificate to the return.



*To claim a refund on behalf a deceased person, complete form DR 0102 and submit it, as well as a copy of the death certificate, when filing the return.*

### Filing Status



*You must file using the same filing status on both your federal and Colorado income tax returns. Parties to a Civil Union should refer to federal tax law to determine the correct filing status. For Married Filing Joint, you must list the taxpayer names in the same order on both the federal and Colorado returns. For married filing separate, do not list your spouse’s name or SSN on the return.*

## Line by Line Instructions

*First, complete the federal income tax return you will file with the IRS. You must complete your federal return first because you will use information from that return on your Colorado income tax return.*

Colorado income tax is based on your federal taxable income, which has already considered your exemptions and deductions.

### Residency Status

Mark the appropriate box to designate your residency status. If Married Filing Joint, and one person is a full-year Colorado resident and the other is either a part-year resident or a nonresident, mark the Part-Year Resident/Nonresident box.

### FYI Part-Year Colorado Residents and Nonresidents

Tax is prorated so that it is calculated only on income received in Colorado or from sources within Colorado. We recommend you review publication FYI Income 6 if

this applies to you. You will calculate your prorated tax by completing Form 104PN.

### **FYI Persons Traveling or Residing Abroad**

If you are traveling or residing outside the United States on April 15th, the deadline for filing your return is June 16, 2014. If you need additional time to file your return, you will automatically have until October 15, 2014 to file. Interest is due on any payment received after April 15, 2014. To avoid any late payment penalties you must pay 90% of your tax liability by June 16, 2014. When filing your return, mark the "Abroad on Due Date" box on Revenue Online or on the paper return.

### **FYI Active Duty Military**

Residency is determined by your Home of Record, which means you remain a resident of the state where you enlisted unless you have officially changed your Home of Record with your branch of the military. Your Home of Record can be found on your military form DD214 or Leave and Earnings Statement. We recommend you read publication FYI Income 21 if this applies to you.

Those with a Colorado Home of Record should file this return, even if stationed elsewhere. Those serving abroad or outside the USA at least 305 days of the year may file as a nonresident. You must mark the nonresident status-305 day exception box on Form 104PN.

Those with a Home of Record from any other state, but who are stationed in Colorado, are not required to pay Colorado tax on their military income. However, any nonmilitary income received while stationed in Colorado is taxable here (for example: part-time work, rent payments received, etc.)



*Those who were married to a serviceperson at the time of enlistment can also maintain their spouse's Home of Record for tax purposes, if holding their own job in Colorado. You must complete the DR 1059 and submit it to your employer when you are hired. Submit a copy of the DR 1059 and your military ID card on Revenue Online, with the DR 1778, or, if filing on paper, attached to your return. You must complete a new DR 1059 each calendar year.*

### **FYI Name and Address**

Provide your name, mailing address, and Social Security number in the provided spaces. If filing Married Filing Joint, provide the spouse information where prompted. Provide the spouse information ONLY if filing a joint return, otherwise leave blank. All Departmental correspondence will be mailed to the mailing address provided. We recommend you read publication FYI General 2 for the Privacy Act Notice.

### **Line 1 Federal Taxable Income**

Refer to your federal income tax return to complete this line:

- 1040EZ form use line 6
- 1040A form use line 27
- 1040 form use line 43

If your federal taxable income is a negative amount, or less than zero, be sure to enter the amount as such on your Colorado return (in brackets if mailing a paper return).



**DO NOT enter your total income or wages on this line—doing so will make your tax too high. The Department will compare the amount you list here to the return you file with the IRS, so be very careful to complete this correctly.**

## **Additions**

### **Line 2 State Addback**

Refer to your federal income tax return to complete this line:

- 1040EZ form: enter \$0
- 1040A form: enter \$0
- 1040 form:
  - If Schedule A was used:
    - Income Tax Deduction: use the worksheet below
    - General Sales Tax Deduction: enter \$0
  - If you DID NOT use Schedule A, enter \$0

**FYI** We recommend that you read publication FYI Income 4 for special instructions before completing the worksheet.

Complete the following schedule to determine your state income tax deduction addback:	
a) State income tax deduction from line 5, Schedule A, federal form 1040	\$
b) Total itemized deductions from line 29, Schedule A, federal form 1040	\$
c) The amount of federal standard deduction you could have claimed (See instructions line 40, federal form 1040 for 2013 federal standard deductions).	\$
d) Line (b) minus line (c), but not less than \$0	\$

Transfer to line 2 the smaller amount from line (a) or (d) of the worksheet above.

### **Line 3 Other Additions**

Enter the sum of the following, which can be selected from a drop-down menu on Revenue Online:

- FYI** • Bond interest—the amount of any interest earned from bonds issued by any state or political subdivision, excluding any bonds issued by the State of Colorado or its political subdivisions on or after May 1, 1980. Calculate the appropriate amount by subtracting the amortization of bond premiums and expenses (required to be allocated to interest income by Internal Revenue Code) from the gross amount of state and local bond interest. We recommend that you read publication FYI Income 52 if this applies to you.
- Lump-Sum distribution—the amount of any lump-sum distribution from a pension or profit-sharing plan that was reported on IRS form 4972, excluding any estate tax paid.



*Distributions included here are subject to 10-year averaging on the federal return. If your lump-sum distributions are not subject to 10-year averaging and were included in your federal taxable income (line 1), DO NOT report them on line 3. The amount included here might be eligible for the pension subtraction on lines 7 or 8.*

- Dependent child income—the amount from IRS form 8814, line 14, or \$1000, whichever is smaller. Include this income only if you elected to report your child's income on your federal income tax return.



- Charitable gross conservation easement—the amount of any charitable contribution taken as an IRS deduction that will be claimed as a gross conservation easement credit on the Colorado return. We recommend that you read publication FYI Income 39 if this applies to you.



- Alien labor—the amount of expenses for unauthorized alien labor services. We recommend that you read publication FYI Income 64 if this applies to you.
- Partnership/Fiduciary—the amount of any fiduciary adjustment or partnership modification that increases your federal taxable income.

## Line 4 Subtotal

This line is automatically calculated by Revenue Online, or enter the sum of lines 1 through 3 if filing a paper return.

## Subtractions

### Line 5 State Income Tax Refund

Refer to your federal income tax return to complete this line:

- 1040EZ form, enter \$0
- 1040A form, enter \$0
- 1040 form, enter the amount from line 10

### Line 6 U.S. Government Interest

Enter the sum of all interest earned from U.S. government bonds, treasury bills and other obligations of the U.S. or its territories, possessions, and agencies that you reported on your federal income tax return and is calculated as part of your federal taxable income. We recommend that you read publication FYI Income 20 if this applies to you.



*DO NOT include interest earned from Federal National Mortgage Association and Government National Mortgage Association (Fannie Mae and Ginnie Mae). Dividends from mutual funds may not be 100% exempt.*

### Line 7 Pension and Annuity Subtraction

You might be eligible to subtract the income you earned from a pension or annuity. We recommend that you read publications FYI Income 18 and 25 if this applies to you. Enter the qualifying amount if you:

- Earned income from a pension/annuity that was not a premature distribution;
- and**
- It was included on your federal income tax return and is calculated as part of your federal taxable income;
- or**
- It was a lump-sum distribution that was reported on line 3 above;

**and**

As of December 31, 2013 you:

- Were age 65 or older, then you are entitled to subtract \$24,000 or the total amount of your taxable pension/annuity income, whichever is smaller;

**or**

- Were at least 55 years, but not yet 65, then you are entitled to subtract \$20,000 or the total amount of your taxable pension/annuity income, whichever is smaller;

**or**

- Were younger than 55 years, and you received pension/annuity income as a secondary beneficiary (widow, dependent child, etc.) due to the death of the person who earned the pension/annuity, then you are entitled to subtract \$20,000 or the total amount of your secondary beneficiary taxable pension/annuity income, whichever is smaller. If this applies to you, please list the Social Security number of the deceased in the space provided.



*Pension/annuity income should not be intermingled between spouses. Each spouse must meet the requirements for the subtraction separately and claim the subtraction only on their pension/annuity income. Any qualifying spouse pension/annuity income should be reported on line 8.*



*Submit copies of all 1099R and SSA-1099 statements with your return. Submit using Revenue Online or attach to your paper return.*

### Line 8 Spouse Pension and Annuity Subtraction

If the secondary taxpayer listed on a jointly filed return is eligible for the pension and annuity subtraction, enter the qualifying amount on this line. Review the instructions for line 7 to see what amount qualifies. We recommend that you read publication FYI Income 25 if this applies to you.



*If only one spouse qualifies for the pension/annuity subtraction on a jointly filed return, take precautions to report the subtraction on the correct line. The first person listed on the return shall report on line 7 and the second person listed shall report on line 8.*



## Line 9 **FYI** Colorado Source Capital Gain Subtraction

You might be eligible to subtract the income you earned from a Colorado-source capital gain. We recommend that you read publication FYI Income 15 if this applies to you. The amount of this subtraction is limited to \$100,000 and qualifies if the capital gain was:

- Earned from the sale of real or tangible personal property that was located in Colorado at the time of the sale transaction;

**and**

- Included on your federal income tax return and is calculated as part of your federal taxable income;

**and**

- Acquired on or after May 9, 1994 and was owned continuously for five years prior to the sale transaction date.



*Complete and submit the DR 1316. Revenue Online allows you to directly enter the DR 1316 by clicking the EDIT button. Paper filers should attach this form to their return. Take precaution to completely fill out each item of this form. Be as detailed as possible, especially when providing property descriptions, ownership, and dates of acquisition and sale.*

## Line 10 **FYI** Tuition Program Contribution

Contributions to qualified Colorado tuition savings plans can be deducted from your return. The contribution must have been included on your federal income tax return and calculated as part of your federal taxable income. We recommend that you read publication FYI Income 44 if this applies to you.



*The 3 fields on line 10 should be left blank if the taxpayer and/or spouse are the CollegeInvest account owners who set up the account for the student beneficiary. If you are not the account owner (grandparent, friend) complete the 3 additional fields. To report contributions to more than one account you must file electronically. DO NOT deduct contributions made to a tuition savings plan for another state or any tuition you paid while attending school.*

## Line 11 **FYI** Qualifying Charitable Contributions

Taxpayers who make donations to charity, but do not claim federal itemized deductions on Schedule A of form 1040, might be eligible to deduct a portion of their donation on this form. We recommend that you read publication FYI Income 48 if this applies to you. Use the worksheet below to determine your qualifying contribution:

(a) Did you itemize your deductions on Schedule A of federal form 1040?	Yes <input type="checkbox"/> No <input type="checkbox"/>
(b) As an individual or a business, did you deduct charitable contributions on the federal form?	Yes <input type="checkbox"/> No <input type="checkbox"/>
If you answered Yes on either (a) or (b) above, enter \$0 on line 11; you do not qualify for this subtraction. If you answered No on both (a) and (b) above, continue below.	
(c) Enter the amount you could have deducted as charitable contributions on lines 16 and 17 of federal Schedule A.	\$
(d) Colorado adjustment	\$500
(e) Subtract line (d) from line (c). This is the qualifying amount. If the amount is greater than \$0, transfer to line 11.	

Enter the total contributions in the space provided and the subtraction after the \$500 adjustment on line 11.



*DO NOT enter an amount on this line if you already deducted your charitable donation on Schedule A of the federal 1040 form. Otherwise, you will be issued an assessment that will likely include penalty and interest.*



*For claims greater than \$5,000, submit the receipts you received **at the time of donation**. For in-kind donations, submit an itemized list of the donated items and their fair market value. DO NOT send receipts of items that were purchased for donation. Submit using Revenue Online or attach to your paper return.*

## Line 12 Qualified Reservation Income

List any amount of income that was derived wholly from reservation sources by a recognized tribal member, which was included as taxable income on the Federal income tax form.



*Submit proof of tribal membership, residence, and source of income. This must be submitted only every three years by taxpayers claiming this subtraction.*

## Line 13 **FYI** PERA/DPSRS Subtraction

List the amount of contributions made to PERA between 7/1/1984 and 12/31/1986 or contributions made to Denver Public Schools District No. 1 Retirement during 1986. We recommend that you read publication FYI Income 16 if this applies to you.



*Submit a copy of your previously taxed contribution. PERA statements can be obtained from [www.copera.org](http://www.copera.org) or by calling 1-800-759-7372. Submit using Revenue Online or attach to your paper return.*



*DO NOT list the amount of contributions you made as an employee this past year.*

**Line 14 <sup>FYI</sup> Railroad Benefit**

List any Tier I or II railroad retirement benefits that you reported on your federal income tax return and is calculated as part of your federal taxable income. We recommend that you read publication FYI Income 25 if this applies to you.



*Submit copies of all RRB-1099 and RRB-1099R Statements. Submit using Revenue Online or attach to your paper return.*

**Line 15 <sup>FYI</sup> Wildfire Mitigation Measures**

Enter half (50%) of any amount incurred in performing wildfire mitigation on your land, up to \$2,500. We recommend that you read publication FYI Income 65 to properly calculate this subtraction.



*Submit copies of receipts for costs associated with wildfire mitigation for your property. Submit using Revenue Online or attach to your paper return.*

**Line 16 Other Subtractions from Federal Taxable Income**

Click the EDIT button on Revenue Online to complete this line, or enter the sum of allowable deductions. See the Income Tax Index at [www.TaxColorado.com](http://www.TaxColorado.com) under "Subtractions" for qualifying subtractions.



*DO NOT include amounts that were earned outside Colorado, net operating losses, K-1 adjustments, military income, wage adjustments or donations made to the Military Family Relief fund on this line. Include a clear explanation of the subtraction being claimed on your return.*

**Line 17 Subtotal**

This line is automatically calculated by Revenue Online, or enter the sum of lines 5 through 16 if filing a paper return.

**Line 18 Colorado Taxable Income**

This line is automatically calculated by Revenue Online. If filing a paper return, subtract line 17 from line 4. This is your Colorado taxable income, and is the figure used to determine how much Colorado tax is owed, if any.

**Part-Year Residents or Nonresidents Go To 104PN; Full-Year Residents Continue To Line 19****Line 19 Colorado Tax**

The income tax rate is currently 4.63%, which is a reduction from the 1999 rate of 4.75% and the 1998 (and prior) rate of 5%. This line is automatically calculated by Revenue Online. Full-year residents should refer to the tax table on pages 21 and 22 of this booklet. Determine the tax by the amount listed on line 18. Part-year residents and nonresidents should transfer the apportioned tax amount from line 36 of Form 104PN. For Revenue Online, click the red ERROR button to jump to the 104PN.

**Line 20 <sup>FYI</sup> Alternative Minimum Tax**

Enter the amount of any alternative minimum tax by clicking the EDIT button on Revenue Online, or by entering the amount on your paper filing. Generally if you pay alternative minimum tax on your federal income tax return you will pay the same for your Colorado return. We recommend that you read publication FYI Income 14 if this applies to you.

**Line 21 Recapture of Prior Year Credits**

Enter any historic property preservation credit or any other credit claimed in prior years that is subject to recapture under Colorado law.

**Line 22 Subtotal**

This line is automatically calculated by Revenue Online, or enter the sum of lines 19 through 21.

**Tax Credits****Line 23 Nonrefundable Credits**

Complete Form 104CR to claim various nonrefundable credits. For Revenue Online, click the EDIT button to complete Form 104CR. Or, if filing a paper return, transfer the amount from line 39 of Form 104CR to this line.



*Scan and submit any required documentation through Revenue Online, E-Filer Attachment, or attach to your electronic return. Or, mail paper documentation with the DR 1778 E-Filer Attachment form.*

**Line 24 Enterprise Zone Credits**

Use your tax software, Revenue Online or form DR 1366 to calculate the total amount of enterprise zone credits being used to offset the current year tax liability. The total enterprise zone credit used cannot exceed the amount from line 22.

**Line 25 Net Tax**

This line is automatically calculated by Revenue Online, or subtract lines 23 and 24 from line 22.

**Line 26 Colorado Income Tax Withheld**

If using Revenue Online, the sum of step 2 is automatically transferred to this line. Or, for paper returns, enter the sum of all Colorado income tax withheld as reported on W-2, W-2G or various 1099 statements.



*Staple your Colorado withholding forms where indicated. Or, if filing electronically, scan and submit them through Revenue Online E-Filer Attachments.*



*Failure to submit your withholding forms will result in the credit being denied. Do NOT include withholding for federal income tax, income tax from another state, or local governments. Be certain to exclude amounts withheld from Colorado real estate sales by nonresidents, nonresident beneficiary withholding, or Colorado partnership or S Corporation income withholding for nonresidents as these specified amounts should be listed on line 30.*

**Line 27 Prior-year Estimate Tax Carryforward**

Enter the amount, if any, from your 2012 Colorado Form 104, line 31.

**Line 28 <sup>FYI</sup> Quarterly Estimate Payments**

Enter the sum of all quarterly estimated tax payments you remitted for this tax period. Most taxpayers will have used Form 104EP to remit such payments. We suggest that you read publication FYI Income 51 if this applies to you.

**Line 29 Extension Payment**

Enter the amount, if any, you remitted with the DR 158-I to insure 90% of your tax was paid by April 15.

**Line 30 Other Prepayments**

Enter the sum of payments remitted on your behalf because you are a nonresident who received Colorado income from:

- a real estate transaction – remitted using DR 1079
- partnership or shareholder agreement – remitted using DR 0108
- an estate as a beneficiary – remitted using 104BEP

Be sure to mark corresponding box(es) as appropriate.

**Line 31 Innovative Motor Vehicle Credit**

Complete the Innovative Motor Vehicle Credit Schedule, DR 0617. Enter the amount from line 36 of the DR 0617.



*Submit copies of the bill of sale or purchase agreement and the Colorado vehicle registration for each vehicle for which you are claiming a credit.*

**Line 32 Refundable Credits**

Complete Form 104CR to claim various refundable credits. For Revenue Online, click the EDIT button to complete Form 104CR. Or, if filing a paper return, transfer the amount from line 9 of Form 104CR to this line.



*See the 104CR for the required documentation for the credit claimed. Submit using Revenue Online, attach to an electronically filed return as a PDF or attach to your paper return.*

**Line 33 Subtotal**

This line is automatically calculated by Revenue Online, or enter the sum of lines 26 through 32.

**Line 34 Federal Adjusted Gross Income**

Refer to your 2013 federal income tax return to complete this line:

- Line 4 of 1040EZ form
- Line 37 of 1040 form
- Line 21 of 1040A form

If your federal adjusted gross income is a negative amount or less than zero, use a minus (-) if filing electronically or (in brackets) if filing a paper return.

**Compare lines 25 and 33—if line 33 is greater, go to line 35. If line 25 is greater, go to line 54 (or to make a donation go to line 37).**

**Line 35 Overpayment**

This amount is automatically calculated by Revenue Online, if applicable. Paper filers should calculate this line by subtracting line 25 from line 33.

**Line 36 Estimated Tax Carryforward**

Enter the amount, if any, you would like to be available for 2014 estimated tax.

**Line 37–51 Voluntary Contributions**

If you would like to donate money to one of the organizations available as part of Checkoff Colorado, enter the desired amount here. See the back page of this booklet for more information about each of these charitable organizations.

**Line 52 Subtotal**

This line is automatically calculated by Revenue Online, or enter the sum of lines 36 through 51.

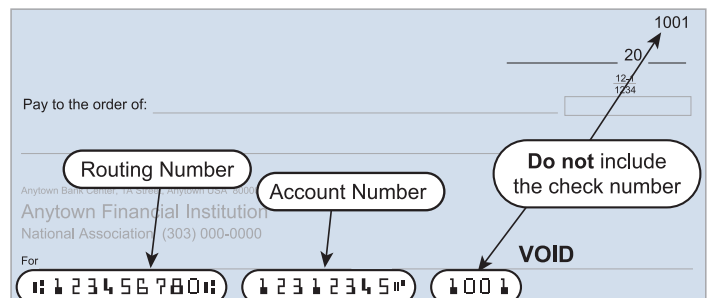
**Line 53 Refund**

Subtract line 52 from line 35. This is the amount of your refund. You have the option of authorizing a transaction by the Department to directly deposit these funds to your bank account. Otherwise, a refund check will be mailed to the address you have designated on this return. If you use Direct Deposit, you will receive your refund 1 to 2 weeks faster than a paper check.

- **Direct Deposit**—Enter the routing and account numbers and account type. The routing number is 9 digits. Account numbers can be up to 17 characters (numbers and/or letters). Include hyphens, but do NOT enter spaces or special symbols. We recommend that you contact your financial institution to ensure you are using the correct information and that they will honor a direct deposit. See the sample check on page 11 to assist you in finding the account and routing numbers.



*Did you know you can now direct deposit your tax refund into a new or existing CollegenInvest account? Please contact 800-448-2424 or visit CollegenInvest.org for more information.*



- **Intercepted Refunds**—The Department will intercept your refund if you owe back taxes or if you owe a balance to another Colorado government agency or the IRS. If you are filing a joint return and only one party is responsible for the unpaid debt, you may file a written claim to:



# Form 104PN

## Part-Year Resident/Nonresident Tax Calculation Schedule 2013



Taxpayer's Name	SSN
-----------------	-----

Use this form if you and/or your spouse were a resident of another state for all or part of 2013. This form apportions your gross income so that Colorado tax is calculated for only your Colorado income. Complete this form after you have filled out lines 1 through 18 of Form 104. If you filed federal form 1040NR, see FYI Income 6 and for military service persons, FYI Income 21.

1. ● Taxpayer is (mark one): <input type="checkbox"/> Full-Year Nonresident; <input type="checkbox"/> Part-Year Resident from <table border="1" style="display: inline-table; vertical-align: middle; margin-left: 10px;"> <tr> <td style="padding: 2px;">Beginning (MM/YY) ?</td> <td style="padding: 2px;">to</td> <td style="padding: 2px;">Ending (MM/YY) ?</td> </tr> </table>	Beginning (MM/YY) ?	to	Ending (MM/YY) ?
Beginning (MM/YY) ?	to	Ending (MM/YY) ?	
<input type="checkbox"/> Full-Year Resident <input type="checkbox"/> Nonresident 305-day rule Military			
2. ● Spouse is (mark one): <input type="checkbox"/> Full-Year Nonresident; <input type="checkbox"/> Part-Year Resident from <table border="1" style="display: inline-table; vertical-align: middle; margin-left: 10px;"> <tr> <td style="padding: 2px;">Beginning (MM/YY) ?</td> <td style="padding: 2px;">to</td> <td style="padding: 2px;">Ending (MM/YY) ?</td> </tr> </table>	Beginning (MM/YY) ?	to	Ending (MM/YY) ?
Beginning (MM/YY) ?	to	Ending (MM/YY) ?	
<input type="checkbox"/> Full-Year Resident <input type="checkbox"/> Nonresident 305-day rule Military			

3. ● Mark the federal form you filed:
  1040
  1040 A
  1040 EZ
  1040 NR
  Other

	Federal Information	Colorado Information
4. Enter all income from form 1040 line 7; 1040A line 7; or form 1040EZ line 1 ● 4	00	
5. Enter income from line 4 that was earned while working in Colorado and/or earned while you were a Colorado resident. Part-year residents should include moving expense reimbursements only if paid for moving into Colorado ● 5	00	00
6. Enter all interest/dividend income from form 1040 lines 8a and 9a; form 1040A lines 8a and 9a; or form 1040EZ line 2 ● 6	00	
7. Enter income from line 6 that was earned while you were a resident of Colorado ● 7	00	00
8. Enter all income from form 1040 line 19; form 1040A line 13; or form 1040EZ line 3 ● 8	00	
9. Enter income from line 8 that is from State of Colorado unemployment benefits; and/or is from another state's benefits that were received while you were a Colorado resident ● 9	00	00
<b>If you filed federal form 1040EZ, go to line 24. All others continue with line 10.</b>		
10. Enter all income from form 1040 lines 13 and 14; or form 1040A line 10 ● 10	00	
11. Enter income from line 10 that was earned during that part of the year you were a Colorado resident and/or was earned on property located in Colorado ● 11	00	00
12. Enter all income from form 1040 lines 15b, 16b, and 20b; or form 1040A lines 11b, 12b, and 14b ● 12	00	
13. Enter income from line 12 that was received during that part of the year you were a Colorado resident ● 13	00	00
<b>If you filed federal form 1040A, go to line 20. If you filed form 1040, continue with line 14.</b>		
14. Enter all business and farm income from form 1040 lines 12 and 18 ● 14	00	
15. Enter income from line 14 that was earned during that part of the year you were a Colorado resident and/or was earned from a Colorado operation ● 15	00	00
16. Enter all Schedule E income from form 1040 line 17 ● 16	00	





	Federal Information	Colorado Information
<b>17.</b> Enter income from line 16 that was earned from Colorado sources; and/or rent and royalty income received or credited to your account during the part of the year you were a Colorado resident; and/or partnership/S corporation/fiduciary income that is taxable to Colorado during the tax year ● <b>17</b>		00
<b>18.</b> Enter all other income from form 1040 lines 10, 11 and 21 ● <b>18</b> List type	00	
<b>19.</b> Enter income from line 18 that was earned during that part of the year you were a Colorado resident and/or was earned from a Colorado operation ● <b>19</b> List type		00
<b>20.</b> Total Income. Enter amount from form 1040 line 22; or form 1040A line 15 ● <b>20</b>	00	
<b>21.</b> Total Colorado Income. Enter the total from the Colorado column, lines 5, 7, 9, 11, 13, 15, 17 and 19 ● <b>21</b>		00
<b>22.</b> Enter all federal adjustments from form 1040 line 36, or form 1040A line 20 ● <b>22</b> List type	00	
<b>23.</b> Enter adjustments from line 22 as follows ● <b>23</b> List type		00
<ul style="list-style-type: none"> <li>• Educator expenses, IRA deduction, business expenses of reservists, performing artists and fee-basis government officials, health savings account deduction, self-employment tax, self-employed health insurance deduction, SEP and SIMPLE deductions are allowed in the ratio of Colorado wages and/or self-employment income to total wages and/or self-employment income.</li> <li>• Student loan interest deduction, alimony, and tuition and fees deduction are allowed in the Colorado to federal total income ratio (line 21/ line 20).</li> <li>• Domestic production activities deduction is allowed in the Colorado to Federal QPAI ratio.</li> <li>• Penalty paid on early withdrawals made while a Colorado resident.</li> <li>• Moving expenses if you are moving into Colorado, not if you are moving out.</li> <li>• For treatment of other adjustments reported on form 1040 line 36, see FYI Income 6.</li> </ul>		
<b>24.</b> Adjusted Gross Income. Enter amount from form 1040 line 37; or form 1040A line 21; or form 1040EZ line 4 ● <b>24</b>	00	
<b>25.</b> Colorado Adjusted Gross Income. If you filed form 1040 or 1040A, subtract the amount on line 23 of Form 104PN from the amount on line 21 of Form 104PN. If you filed form 1040EZ, enter the total of lines 5, 7 and 9 of Form 104PN ● <b>25</b>		00
<b>26.</b> Additions to Adjusted Gross Income. Enter the amount from line 3 of Colorado Form 104 excluding any charitable contribution adjustments ● <b>26</b>	00	



	Federal Information	Colorado Information
<b>27.</b> Additions to Colorado Adjusted Gross Income. Enter any amount from line 26 that is from non-Col-orado state or local bond interest earned while a Colorado resident, and/or any lump-sum distribu-tion from a pension or profit sharing plan received while a Colorado resident. (See FYI Income 6 for treatment of other additions) <b>• 27</b>		00
<b>28.</b> Total of lines 24 and 26 <b>28</b>	00	
<b>29.</b> Total of lines 25 and 27 <b>29</b>		00
<b>30.</b> Subtractions from Adjusted Gross Income. Enter the amount from line 17 of Colorado Form 104 excluding any qualifying charitable contributions <b>• 30</b>	00	
<b>31.</b> Subtractions from Colorado Adjusted Gross Income. Enter any amount from line 30 as follows: <b>• 31</b> <ul style="list-style-type: none"><li>• The state income tax refund subtraction to the extent included on line 19 above,</li><li>• The federal interest subtraction to the extent included on line 7 above,</li><li>• The pension/annuity subtraction and the PERA or DPS retirement subtraction to the extent included on line 13 above,</li><li>• The Colorado capital gain subtraction to the extent included on line 11 above,</li><li>• For treatment of other subtractions, see FYI Income 6.</li></ul>		00
<b>32.</b> Modified Adjusted Gross Income. Subtract the amount on line 30 from the amount on line 28 <b>32</b>	00	
<b>33.</b> Modified Colorado Adjusted Gross Income. Subtract the amount on line 31 from the amount on line 29 <b>33</b>		00
<b>34.</b> Amount on line 33 divided by the amount on line 32 <b>34</b>	%	
<b>35.</b> Tax from the tax table based on income reported on Colorado Form 104 line 18 <b>35</b>		00
<b>36.</b> Apportioned tax. Amount on line 35 multiplied by the percentage on line 34. Enter here and on Form 104 line 19 <b>36</b>	00	

Injured Spouse Desk, 1375 Sherman Street, Room 240, Denver CO 80261. Claims must include a copy of your federal income tax return or federal form 8379 and copies of all W-2, W-2G, or any 1099 statements received by both parties. DO NOT attach your claim to this return, it will not be processed.

- **Payment Plan**—The Department will issue a bill for any unpaid balance due. When you receive the bill you may set up a payment plan as instructed on the bill. Any assessment made by the Department will likely include delinquent payment penalty and interest. The only way to avoid paying penalty and interest is to pay in full before April 15, 2014.

### Line 54 Net Amount Due

This amount is automatically calculated by Revenue Online, otherwise subtract line 33 from line 25. Also, if you made any donations to charitable organizations add line 52 to the subtotal. This is the amount you owe with this return. If you are filing after the due date (or valid extension), or you owe estimated tax penalty continue to the next line. If you are filing timely and do not owe penalty or interest, go to line 58.

### Line 55 Delinquent Penalty

Calculate any penalty owed for delinquent filing or payment. The penalty is 5% of the net tax due for the first month after the due date, and ½% for each additional month past the due date. The maximum penalty is 12%. Or, if you prefer not to calculate this penalty, the Department will bill you if due.

### Line 56 Delinquent Interest

Calculate any interest owed for delinquent filing or payment. The interest rate is 3% of the net tax due. Or, if you prefer not to calculate this interest, the Department will bill you if due. Interest on any bill issued that remains unpaid after 30 days of issuance will increase to 6%.

### Line 57 Estimated Tax Penalty

To calculate this penalty, complete the DR 0204. Enter any estimated tax penalty owed on this line.



*Scan and submit the DR 0204 through Revenue Online, E-Filer Attachments. Or, if filing on paper, attach the form to your paper form.*

### Line 58 Amount You Owe

Enter the sum of lines 54 through 58. You have three payment options:

- **Pay Online**—After submitting your return on Revenue Online, you will be given the opportunity to submit an online payment with your credit card, e-check, or by EFT. A nominal processing fee may apply. If you file a paper return, you may still choose to pay electronically. Visit our Web site for details.
- **Pay by Mail**—If filing by Revenue Online or other electronic filing method and you wish to send a check or money order, complete the DR 0900 and mail with your payment. Make payable to Colorado Department of Revenue, and clearly write your Social Security number and “2013 Form 104” on the memo line. Be sure to keep a copy of the money order or note the check number with your tax records. If filing a paper return, enclose your check or money order in the envelope provided and mail with your return.

### Third Party Designee

You may authorize a person other than you (or your spouse) to discuss this tax return with the Department. This authorization is valid for any period of time, and can be revoked by you with a written statement to the Department. Revocations must designate that the Third Party Designee is being revoked and must be signed and dated by the taxpayer and/or designee. By completing this area of the return, you are granting the designee the ability to:

- Provide any missing information needed for the processing of your return; and
- Call the Department for information about your return, including the status of your refund or processing time; and
- Receive upon request copies of notices, bills or transcripts related to your return; and
- Respond on your behalf to notices about math errors, intercepts, and questions about the preparation of your return.

This designation **does not** allow the third party to receive your refund check, bind you to anything (including any additional tax liability), or otherwise represent you before the Colorado Department of Revenue. If you would like to expand the designee’s authorization, complete the DR 0145, Power of Attorney for Department-Administered Tax Matters and submit via Revenue Online.

# Form 104CR

## Individual Credit Schedule 2013



Taxpayer's Last Name	First Name	Middle Initial	SSN
----------------------	------------	----------------	-----

*Submit the following information with your tax return*

- Use this schedule to determine which tax credits you are eligible to claim.
- Be sure to submit the required supporting documentation as indicated for each credit.
- Most software products and tax preparers have the ability to submit this schedule and attachments electronically. Revenue Online can also be used to file your return and attachments electronically. Otherwise, attach all required documents to your paper return.
- Dollar amounts shall be rounded to the nearest whole dollar. Calculate percentages to the second decimal place.

### Part I—Colorado Child Care Credit (see publication FYI Income 33 for more information)

*To qualify for this credit, you must meet all of the following criteria:*

- Colorado resident
- Federal adjusted gross income is \$60,000 or less
- Claimed a federal child care credit for a child 12 or younger

1. Federal adjusted gross income from federal form 1040 line 37, or federal form 1040A line 21. If line 1 is larger than \$60,000 enter 0 on line 5. You do not qualify for this credit ● 1	00
2. Federal tax from federal form 1040 line 46, or federal form 1040A line 28. If line 2 is 0, enter 0 on line 5 ● 2	00
3. The 2013 federal child care credit you claimed. Enter the smaller of the amounts on line 46 or 48 of your federal form 1040, or the smaller of the amounts on line 28 or 29 of your federal form 1040A ● 3	00
4. Your percentage from the table below ● 4	00

Your Federal Adjusted Gross Income		Your Percentage
More Than:	But Not More Than:	
\$0	\$25,000	50%
\$25,000	\$35,000	30%
\$35,000	\$60,000	10%

5. Colorado Child Care Credit, multiply the amount on line 3 by the percentage on line 4 ● 5	00
6. Part-year residents only: Enter the percentage from line 34, Form 104PN (cannot exceed 100%)	%
Multiply this percentage by the amount on line 5 ● 6	00

7. List eligible child's name, date of birth and Social Security number if a credit is claimed on lines 5 or 6.

Child's Name	Date of Birth (MM/DD/YY)	SSN	Child's Name	Date of Birth (MM/DD/YY)	SSN

### Part II—Other Refundable Credits

8. Authorized Instream Flow Credit ● 8	00	
Pass-through Entity Name	Ownership %	Entity Account Number

9. Refundable Credits, add lines 5 (or 6) plus 8. Enter on line 32 of Form 104 ● 9	00
--	----



130104CR29999

**Part III — Credit for Tax Paid to Another State**

- Colorado nonresidents do not qualify for this credit. Part-year residents generally do not qualify for this credit.
- If you have income or losses from two or more states you must complete lines 11 through 17 for each state. You must also complete lines 11 through 17 (enter "Combined" on line 17) to determine your credit limitation. If the return cannot be electronically filed, each separate computation must be submitted on a separate 104CR form. A summary schedule of the data is not acceptable.
- See publication FYI Income 17 for more information along with tips on the amount to enter on each line.

Submit a copy of the tax return for each other state when claiming this credit. The portion of the return submitted must include the adjusted gross income calculation, any disallowed federal deductions by that state, and the tax calculation for the other state.

10. Name of other state

11. Total of lines 19 and 20, Form 104	<b>11</b>	00
12. Modified Colorado adjusted gross income from sources in the other state	● <b>12</b>	00
13. Total modified Colorado adjusted gross income	● <b>13</b>	00
14. Amount on line 12 divided by amount on line 13	<b>14</b>	%
15. Amount on line 11 multiplied by the percentage on line 14	<b>15</b>	00
16. Tax liability to the other state	● <b>16</b>	00
17. Allowable credit, the smaller of lines 16 or 17	● <b>17</b>	00

**Part IV — Other Credits**

Enter in column (a) the total credit generated in 2013 and any carryforward credit that is available from a prior year. Enter in column (b) the portion of the credit in column (a) that is being used to offset tax in 2013. If column (a) is larger than column (b) and the credit can be carried forward to future years, enter the carryforward amount on line 40.

	Column (A)	Column (B)
18. Plastic recycling investment credit (See publication FYI 56) Plastic recycling net expenditures amount: ● \$ <input type="text"/> <i>Submit a copy of the receipt and other required documentation when claiming this credit.</i>	<b>18</b>	00
19. Colorado minimum tax credit (See publication FYI 14)  2013 federal minimum tax credit: ● \$ <input type="text"/>	<b>19</b>	00
20. Historic property preservation credit (See publication FYI 1) <i>Submit a copy of the verification form or copy of the federal credit calculation when claiming this credit.</i>	<b>20</b>	00
21. Child care center investment credit (See publication FYI 7) <i>Submit a copy of your child care facility license and a list of depreciable tangible personal property when claiming this credit</i>	<b>21</b>	00
22. Employer child care facility investment credit (See publication FYI 7) <i>Submit proof that you operate a licensed child care facility when claiming this credit.</i>	<b>22</b>	00
23. School-to-career investment credit (See publication FYI 32) <i>Submit a copy of your certification letter when claiming this credit.</i>	<b>23</b>	00
24. Colorado works program credit (See publication FYI 34) <i>Submit a copy of the letter from the county Dept. of Social/Human Services when claiming this credit.</i>	<b>24</b>	00





**Child care contribution credit (see publication FYI 35)**

*Submit a copy of form DR 1317 when claiming this credit.*

<b>25.</b> Enter the sum of all DR 1317 line 4 amount(s) donated in 2013.	<b>25</b> ●	00		
<b>26.</b> Enter previous year deferred & carryforward amount(s).	<b>26</b> ●	00		
<b>27.</b> Add lines 25 and 26.	<b>27</b>	00		
			<b>Column (A)</b>	<b>Column (B)</b>
<b>28.</b> Enter in column (A) 50% of line 27. Enter in column (B) the portion of (A) being used to offset 2013 tax.	● <b>28</b>	00	●	00
<b>29.</b> Long term care insurance credit (See publication FYI 37) <i>Submit a copy of a year-end statement disclosing the premiums paid when claiming this credit.</i>	● <b>29</b>	00	●	00
<b>30.</b> Contaminated land redevelopment credit (See publication FYI 42) <b>Carry forward from 2010 only</b> <i>Submit a copy of the CDPHE certification when claiming this credit.</i>	● <b>30</b>	00	●	00
<b>31.</b> Aircraft manufacturer new employee credit (See publication FYI 62) <i>Submit a copy of forms DR 0085 and DR 0086 when claiming this credit.</i>	● <b>31</b>	00	●	00
<b>32.</b> Gross conservation easement credit (See publication FYI 39) <i>Submit form DR 1305 when claiming this credit. Easement donors must also submit the additional required documentation, including the full easement appraisal. Due to the large amount of data required, it is strongly suggested that this information be provided electronically through Revenue Online to avoid problems with lost data.</i>	● <b>32</b>	00	●	00
<b>33.</b> Job growth incentive tax credit (See publication FYI 66)	● <b>33</b>	00	●	00
<b>34.</b> Certified auction group license fee credit	● <b>34</b>	00	●	00
<b>35.</b> Colorado innovation investment tax credit <b>Carry forward from 2010 only</b>	● <b>35</b>	00	●	00
<b>36.</b> Alternative fuel refueling facility credit <b>Carry forward from 2010 only</b>	● <b>36</b>	00	●	00
<b>37.</b> Nonrefundable alternative fuel vehicle credit <b>Carry forward from 2009 only</b>	● <b>37</b>	00	●	00
<b>38.</b> Total of lines 18 through 37, Column (B)			<b>38</b>	00
<b>39.</b> Nonrefundable credits, add line 17 plus line 38. Enter on line 23 of Form 104.			<b>39</b>	00
<b>Limitation:</b> The total credits you claim on line 39 of this Form 104CR are nonrefundable credits so the total credits used may not exceed the total tax reported on lines 19 and 20 of your income tax return, Form 104. Most unused 2013 credits can be carried forward to tax year 2014. If the total credits available exceed the total tax due for 2013, or if you are carrying forward credits that cannot be used in 2013, list the credit type(s) and excess amount(s) below.				
<b>40.</b> Credits to be carried forward to 2014	● <b>40</b>			00

## Taxpayer Service and Assistance

### Revenue Online

The department offers many services through Revenue Online. You can file or amend a return, submit required return attachments, monitor your account activity, pay taxes, check the status of a refund, file a protest and send a secure message to department staff. Visit [www.Colorado.gov/RevenueOnline](http://www.Colorado.gov/RevenueOnline) to get started.

### Taxation Web Site

Visit the official Colorado Taxation Web site, [www.TaxColorado.com](http://www.TaxColorado.com) to get forms, FYI Publications, Common Questions and more.

### Secure Messaging

Contact Department of Revenue support staff electronically through Revenue Online. This service is secure and confidential. Register for Revenue Online to get started.

### Tax Information Index

The official Department Web site [www.TaxColorado.com](http://www.TaxColorado.com) offers a Tax Information Index that is alphabetical by topic, which provides quick links to FYI Publications, answers to commonly asked questions, forms, regulations and Colorado Revised Statutes for a variety of tax topics.

### Call Center

Representatives are available Monday through Friday, 8 a.m. to 4:30 p.m.  
303-238-SERV (7378)  
TTY/TDD 800-659-2656

### Walk-in Assistance

Forms and information are available Monday through Friday, 8 a.m. to 4:30 p.m.

**Denver**—1375 Sherman Street

**Colorado Springs**—2447 North Union Boulevard

**Fort Collins**—3030 South College Avenue

**Grand Junction**—222 South 6th Street, 208

**Pueblo**—827 West 4th Street, Suite A



## Common Issues

### Did Not Receive W-2 Statement from your employer

- Contact your employer to request a copy; or
- Your final paycheck stub should list the year-to-date (YTD) Colorado wages and withholding, which can be used to file using Revenue Online. Or, if filing a paper return, complete a Substitute W-2, DR 0084 and attach it to your return; or
- If neither option works, contact the IRS or the Department of Revenue, who might have your W-2 information available.

## Records Retention

Keep all documentation you used to prepare your return at least 4 years after the due date, which is the statute of limitations for the Department to make changes to your return. However, if the Department does not receive your return, they may file one on your behalf using the best information available. There is no statute of limitations if a return is not filed.

### Correcting Errors or Changing a Return

Individual income tax returns from 2009 and forward may be amended electronically through Revenue Online. Filing and amending returns in Revenue Online is a free service. You may amend online even if the original return was filed on paper. Revenue Online has all the information from your original return - you will not need to re-enter everything. If you cannot amend online, you may file the Form 104X. Make sure you use the appropriate form version for the year you are amending. If you are changing your Colorado return because the IRS made changes to your federal return, you must file Form 104X within 30 days of being notified by the IRS. You must amend your Colorado return in this case, even if there is no net change to your tax liability. *It is very important that you submit all schedules and supporting documentation with your amended return EVEN IF YOU ARE NOT CHANGING THOSE VALUES.*

### Estimated Tax Requirements

If you expect next year's Colorado tax liability to be greater than \$1,000 after subtracting credits, you should make estimated tax payments using Form 104EP. We recommend that you read publication FYI Income 51 for additional information.

### Filing Errors and Incomplete Information

It is important to read all the information available for your specific tax situation and to submit all required documentation with your return. Failure to do so may result in delayed processing of your return and refund. We recommend that you file using Revenue Online to avoid common mathematical errors. You may also opt to use a commercial tax preparation software program at home or to use a paid tax professional to help you complete your return.

### Federal Credit and Colorado Insurance Programs

Individuals whose income does not exceed certain thresholds and/or have qualifying children may be eligible for a refund resulting from the federal Earned Income Tax Credit (EITC) and/or low-cost health insurance through Child Health Plan Plus (CHP+). You may obtain additional information regarding the EITC online at [www.irs.gov](http://www.irs.gov) or by calling Colorado United Way at 211. Additional information regarding CHP+ may be found at [www.cchp.org](http://www.cchp.org) or by calling 1-800-359-1991.

# Colorado Income Tax Table

To find your tax from the table below, read down the taxable income column to the line containing your Colorado taxable income from line 18, Form 104. Then read across to the tax column and enter this amount on line 19, Form 104. Part-year residents and nonresidents enter tax on line 35, Form 104PN.

TAXABLE INCOME			TAXABLE INCOME			TAXABLE INCOME			TAXABLE INCOME			TAXABLE INCOME		
Over	But not over	TAX	Over	But not over	TAX	Over	But not over	TAX	Over	But not over	TAX	Over	But not over	TAX
0	10	0	4,600	4,700	215	10,100	10,200	470	15,100	15,200	701	20,600	20,700	956
10	30	1	4,700	4,800	220	10,200	10,300	475	15,200	15,300	706	20,700	20,800	961
30	50	2	4,800	4,900	225	10,300	10,400	479	15,300	15,400	711	20,800	20,900	965
50	75	3	4,900	5,000	229	10,400	10,500	484	15,400	15,500	715	20,900	21,000	970
75	100	4	5,000	5,100	234	10,500	10,600	488	15,500	15,600	720	21,000	21,100	975
100	200	7	5,100	5,200	238	10,600	10,700	493	16,000	16,100	743	21,500	21,600	998
200	300	12	5,200	5,300	243	10,700	10,800	498	16,100	16,200	748	21,600	21,700	1,002
300	400	16	5,300	5,400	248	10,800	10,900	502	16,200	16,300	752	21,700	21,800	1,007
400	500	21	5,400	5,500	252	10,900	11,000	507	16,300	16,400	757	21,800	21,900	1,012
500	600	25	5,500	5,600	257	11,000	11,100	512	16,400	16,500	762	21,900	22,000	1,016
600	700	30	5,600	5,700	262	11,100	11,200	516	16,500	16,600	766	22,000	22,100	1,021
700	800	35	5,700	5,800	266	11,200	11,300	521	16,600	16,700	771	22,100	22,200	1,026
800	900	39	5,800	5,900	271	11,300	11,400	526	16,700	16,800	776	22,200	22,300	1,030
900	1,000	44	5,900	6,000	275	11,400	11,500	530	16,800	16,900	780	22,300	22,400	1,035
1,000	1,100	49	6,000	6,100	280	11,500	11,600	535	16,900	17,000	785	22,400	22,500	1,039
1,100	1,200	53	6,100	6,200	285	11,600	11,700	539	17,000	17,100	789	22,500	22,600	1,044
1,200	1,300	58	6,200	6,300	289	11,700	11,800	544	17,100	17,200	794	22,600	22,700	1,049
1,300	1,400	63	6,300	6,400	294	11,800	11,900	549	17,200	17,300	799	22,700	22,800	1,053
1,400	1,500	67	6,400	6,500	299	11,900	12,000	553	17,300	17,400	803	22,800	22,900	1,058
1,500	1,600	72	6,500	6,600	303	12,000	12,100	558	17,400	17,500	808	22,900	23,000	1,063
1,600	1,700	76	6,600	6,700	308	12,100	12,200	563	17,500	17,600	813	23,000	23,100	1,067
1,700	1,800	81	6,700	6,800	313	12,200	12,300	567	17,600	17,700	817	23,100	23,200	1,072
1,800	1,900	86	6,800	6,900	317	12,300	12,400	572	17,700	17,800	822	23,200	23,300	1,076
1,900	2,000	90	6,900	7,000	322	12,400	12,500	576	17,800	17,900	826	23,300	23,400	1,081
2,000	2,100	95	7,000	7,100	326	12,500	12,600	581	17,900	18,000	831	23,400	23,500	1,086
2,100	2,200	100	7,100	7,200	331	12,600	12,700	586	18,000	18,100	836	23,500	23,600	1,090
2,200	2,300	104	7,200	7,300	336	12,700	12,800	590	18,100	18,200	840	23,600	23,700	1,095
2,300	2,400	109	7,300	7,400	340	12,800	12,900	595	18,200	18,300	845	23,700	23,800	1,100
2,400	2,500	113	7,400	7,500	345	12,900	13,000	600	18,300	18,400	850	23,800	23,900	1,104
2,500	2,600	118	7,500	7,600	350	12,900	13,000	600	18,400	18,500	854	23,900	24,000	1,109
2,600	2,700	123	7,600	7,700	354	13,000	13,100	604	18,500	18,600	859	24,000	24,100	1,114
2,700	2,800	127	7,700	7,800	359	13,100	13,200	609	18,600	18,700	863	24,100	24,200	1,118
2,800	2,900	132	7,800	7,900	363	13,200	13,300	613	18,700	18,800	868	24,200	24,300	1,123
2,900	3,000	137	7,900	8,000	368	13,300	13,400	618	18,800	18,900	873	24,300	24,400	1,127
3,000	3,100	141	8,000	8,100	373	13,400	13,500	623	18,900	19,000	877	24,400	24,500	1,132
3,100	3,200	146	8,100	8,200	377	13,500	13,600	627	19,000	19,100	882	24,500	24,600	1,137
3,200	3,300	150	8,200	8,300	382	13,600	13,700	632	19,100	19,200	887	24,600	24,700	1,141
3,300	3,400	155	8,300	8,400	387	13,700	13,800	637	19,200	19,300	891	24,700	24,800	1,146
3,400	3,500	160	8,400	8,500	391	13,800	13,900	641	19,300	19,400	896	24,800	24,900	1,151
3,500	3,600	164	8,400	8,500	391	13,900	14,000	646	19,400	19,500	901	24,900	25,000	1,155
3,600	3,700	169	8,500	8,600	396	14,000	14,100	651	19,500	19,600	905	25,000	25,100	1,160
3,700	3,800	174	8,600	8,700	400	14,100	14,200	655	19,600	19,700	910	25,100	25,200	1,164
3,800	3,900	178	8,700	8,800	405	14,200	14,300	660	19,700	19,800	914	25,200	25,300	1,169
3,900	4,000	183	8,800	8,900	410	14,300	14,400	664	19,800	19,900	919	25,300	25,400	1,174
4,000	4,100	188	8,900	9,000	414	14,400	14,500	669	19,900	20,000	924	25,400	25,500	1,178
4,100	4,200	192	9,000	9,100	419	14,500	14,600	674	20,000	20,100	928	25,500	25,600	1,183
4,200	4,300	197	9,100	9,200	424	14,600	14,700	678	20,100	20,200	933	25,600	25,700	1,188
4,300	4,400	201	9,200	9,300	428	14,700	14,800	683	20,200	20,300	938	25,700	25,800	1,192
4,400	4,500	206	9,300	9,400	433	14,800	14,900	688	20,300	20,400	942	25,800	25,900	1,197
4,500	4,600	211	9,400	9,500	438	14,900	15,000	692	20,400	20,500	947	25,900	26,000	1,201
			9,500	9,600	442	15,000	15,100	697	20,500	20,600	951	26,000	26,100	1,206

# Colorado Income Tax Table

TAXABLE INCOME			TAX			TAXABLE INCOME			TAX			TAXABLE INCOME			TAX		
Over	But not over	TAX	Over	But not over	TAX	Over	But not over	TAX	Over	But not over	TAX	Over	But not over	TAX	Over	But not over	TAX
26,100	26,200	1,211	31,600	31,700	1,465	37,100	37,200	1,720	42,600	42,700	1,975	46,600	46,700	2,160			
26,200	26,300	1,215	31,700	31,800	1,470	37,200	37,300	1,725	42,700	42,800	1,979	46,700	46,800	2,165			
26,300	26,400	1,220	31,800	31,900	1,475	37,300	37,400	1,729	42,800	42,900	1,984	46,800	46,900	2,169			
26,400	26,500	1,225	31,900	32,000	1,479	37,400	37,500	1,734	42,900	43,000	1,989	46,900	47,000	2,174			
26,500	26,600	1,229	32,000	32,100	1,484	37,500	37,600	1,739	43,000	43,100	1,993	47,000	47,100	2,178			
26,600	26,700	1,234	32,100	32,200	1,489	37,600	37,700	1,743	43,100	43,200	1,998	47,100	47,200	2,183			
26,700	26,800	1,239	32,200	32,300	1,493	37,700	37,800	1,748	43,200	43,300	2,002	47,200	47,300	2,188			
26,800	26,900	1,243	32,300	32,400	1,498	37,800	37,900	1,752	43,300	43,400	2,007	47,300	47,400	2,192			
26,900	27,000	1,248	32,400	32,500	1,502	37,900	38,000	1,757	43,400	43,500	2,012	47,400	47,500	2,197			
27,000	27,100	1,252	32,500	32,600	1,507	38,000	38,100	1,762	43,500	43,600	2,016	47,500	47,600	2,202			
27,100	27,200	1,257	32,600	32,700	1,512	38,100	38,200	1,766	43,600	43,700	2,021	47,600	47,700	2,206			
27,200	27,300	1,262	32,700	32,800	1,516	38,200	38,300	1,771	43,700	43,800	2,026	47,700	47,800	2,211			
27,300	27,400	1,266	32,800	32,900	1,521	38,300	38,400	1,776	43,800	43,900	2,030	47,800	47,900	2,215			
27,400	27,500	1,271	32,900	33,000	1,526	38,400	38,500	1,780	43,900	44,000	2,035	47,900	48,000	2,220			
27,500	27,600	1,276	33,000	33,100	1,530	38,500	38,600	1,785	44,000	44,100	2,040	48,000	48,100	2,225			
27,600	27,700	1,280	33,100	33,200	1,535	38,600	38,700	1,789	44,100	44,200	2,044	48,100	48,200	2,229			
27,700	27,800	1,285	33,200	33,300	1,539	38,700	38,800	1,794	44,200	44,300	2,049	48,200	48,300	2,234			
27,800	27,900	1,289	33,300	33,400	1,544	38,800	38,900	1,799	44,300	44,400	2,053	48,300	48,400	2,239			
27,900	28,000	1,294	33,400	33,500	1,549	38,900	39,000	1,803	44,400	44,500	2,058	48,400	48,500	2,243			
28,000	28,100	1,299	33,500	33,600	1,553	39,000	39,100	1,808	44,500	44,600	2,063	48,500	48,600	2,248			
28,100	28,200	1,303	33,600	33,700	1,558	39,100	39,200	1,813	44,600	44,700	2,067	48,600	48,700	2,252			
28,200	28,300	1,308	33,700	33,800	1,563	39,200	39,300	1,817	44,700	44,800	2,072	48,700	48,800	2,257			
28,300	28,400	1,313	33,800	33,900	1,567	39,300	39,400	1,822	44,800	44,900	2,077	48,800	48,900	2,262			
28,400	28,500	1,317	33,900	34,000	1,572	39,400	39,500	1,827	44,900	45,000	2,081	48,900	49,000	2,266			
28,500	28,600	1,322	34,000	34,100	1,577	39,500	39,600	1,831	45,000	45,100	2,086	49,000	49,100	2,271			
28,600	28,700	1,326	34,100	34,200	1,581	39,600	39,700	1,836	45,100	45,200	2,090	49,100	49,200	2,276			
28,700	28,800	1,331	34,200	34,300	1,586	39,700	39,800	1,840	45,200	45,300	2,095	49,200	49,300	2,280			
28,800	28,900	1,336	34,300	34,400	1,590	39,800	39,900	1,845	45,300	45,400	2,100	49,300	49,400	2,285			
28,900	29,000	1,340	34,400	34,500	1,595	39,900	40,000	1,850	45,400	45,500	2,104	49,400	49,500	2,290			
29,000	29,100	1,345	34,500	34,600	1,600	40,000	40,100	1,854	45,500	45,600	2,109	49,500	49,600	2,294			
29,100	29,200	1,350	34,600	34,700	1,604	40,100	40,200	1,859	45,600	45,700	2,114	49,600	49,700	2,299			
29,200	29,300	1,354	34,700	34,800	1,609	40,200	40,300	1,864	45,700	45,800	2,118	49,700	49,800	2,303			
29,300	29,400	1,359	34,800	34,900	1,614	40,300	40,400	1,868	45,800	45,900	2,123	49,800	49,900	2,308			
29,400	29,500	1,364	34,900	35,000	1,618	40,400	40,500	1,873	45,900	46,000	2,127	49,900	50,000	2,313			
29,500	29,600	1,368	35,000	35,100	1,623	40,500	40,600	1,877	46,000	46,100	2,132						
29,600	29,700	1,373	35,100	35,200	1,627	40,600	40,700	1,882	46,100	46,200	2,137						
29,700	29,800	1,377	35,200	35,300	1,632	40,700	40,800	1,887	46,200	46,300	2,141						
29,800	29,900	1,382	35,300	35,400	1,637	40,800	40,900	1,891	46,300	46,400	2,146						
29,900	30,000	1,387	35,400	35,500	1,641	40,900	41,000	1,896	46,400	46,500	2,151						
30,000	30,100	1,391	35,500	35,600	1,646	41,000	41,100	1,901	46,500	46,600	2,155						
30,100	30,200	1,396	35,600	35,700	1,651	41,100	41,200	1,905									
30,200	30,300	1,401	35,700	35,800	1,655	41,200	41,300	1,910									
30,300	30,400	1,405	35,800	35,900	1,660	41,300	41,400	1,915									
30,400	30,500	1,410	35,900	36,000	1,664	41,400	41,500	1,919									
30,500	30,600	1,414	36,000	36,100	1,669	41,500	41,600	1,924									
30,600	30,700	1,419	36,100	36,200	1,674	41,600	41,700	1,928									
30,700	30,800	1,424	36,200	36,300	1,678	41,700	41,800	1,933									
30,800	30,900	1,428	36,300	36,400	1,683	41,800	41,900	1,938									
30,900	31,000	1,433	36,400	36,500	1,688	41,900	42,000	1,942									
31,000	31,100	1,438	36,500	36,600	1,692	42,000	42,100	1,947									
31,100	31,200	1,442	36,600	36,700	1,697	42,100	42,200	1,952									
31,200	31,300	1,447	36,700	36,800	1,702	42,200	42,300	1,956									
31,300	31,400	1,452	36,800	36,900	1,706	42,300	42,400	1,961									
31,400	31,500	1,456	36,900	37,000	1,711	42,400	42,500	1,965									
31,500	31,600	1,461	37,000	37,100	1,715	42,500	42,600	1,970									

WORKSHEET FOR TAXABLE INCOMES OVER \$50,000		
Colorado Taxable Income from line 18, Form 104	\$	.00
Multiply by 4.63%		X .0463
<b>COLORADO TAX</b>	\$	.00

# Individual Income Tax Payment Voucher

## CAUTION!

**This form MUST accompany your payment if you filed electronically and wish to pay by check.**

The Department strongly recommends that you file using Revenue Online or other electronic method and remit your payment electronically or by EFT.

However, to pay by mail, make check or money order payable to the Colorado Department of Revenue. Be sure to round your payment to the nearest dollar. Clearly write your Social Security number and "2013 Form 104" on the check memo line.

Complete the form below. The amount on the check and the amount entered on the payment voucher must be the same. This will help maintain accuracy in your tax account. Be sure to keep a copy of the money order or note the check number with your tax records.

DO NOT submit a paper return if you have already filed electronically.

**DETACH FORM  
ON THIS LINE**



**Use the coupon below only if you are unable to pay online or by EFT.**

**Cut here and send only the coupon below. Help us save time and your tax dollars.**

**(0011)**

DR 0900 (07/22/13)  
**COLORADO DEPARTMENT OF REVENUE**  
 Denver CO 80261-0008  
[www.TaxColorado.com](http://www.TaxColorado.com)

## 2013 Individual Income Tax Payment Voucher (Calendar year—Due April 15, 2014)

Return this voucher with check or money order payable to the Colorado Department of Revenue, Denver, Colorado 80261-0008. Write your Social Security number and "2013 Form 104" on your check or money order. Do not send cash. Enclose, but do not staple or attach, your payment with this voucher.

	Your Last Name		First Name	Middle Initial	SSN
	Spouse Last Name (if joint)		Spouse First Name	Middle Initial	Spouse SSN
	Address				
	City		State	ZIP	
	IF NO PAYMENT IS DUE, DO NOT FILE THIS FORM. The State may convert your check to a one time electronic banking transaction. Your bank account may be debited as early as the same day received by the State. If converted, your check will not be returned. If your check is rejected due to insufficient or uncollected funds, the Department of Revenue may collect the payment amount directly from your bank account electronically.				
(Do not write in space below)				Amount of Payment	\$ .00



# STATE OF COLORADO

---



## Message from the Executive Director

The Department of Revenue strives to find state budget savings wherever possible. We continue to offer the Revenue Online, a one-stop, secure, streamlined Web site where you file returns, free of charge, and make payments online by e-check or credit card. With Revenue Online you can also sign up for account access, much the same way you sign up for online banking. Once you have access to Revenue Online, you can send us a Secure Message and correspond online with us about your tax issues.

When you sign up to access your tax account in Revenue Online, you can also

- view the returns you've filed
- see your payment history
- change your address
- view your 1099-Gs issued by the department
- check your refund status
- request a payment plan
- file a protest
- amend your return
- upload documentation to go with your electronic filing
- add Third Party access to your account
- view letters that you have received from the department

It takes just a few minutes to sign up for Revenue Online. When you do, you will be pleased to see everything you can do to immediately resolve issues with your tax account.

Visit [www.Colorado.gov/RevenueOnline](http://www.Colorado.gov/RevenueOnline) to file your return and sign up for account access.

More than 80 percent of Colorado's 2.6 million taxpayers have filed their income tax returns electronically. Filing online and requesting Direct Deposit of your refund gets your money back to you faster than paper filing. More e-filed returns mean less costly paper processing for the state. Another cost-saving decision we have made is that we do not automatically mail income tax booklets. All our tax forms are on our Colorado Taxation Web site, [www.TaxColorado.com](http://www.TaxColorado.com) so that you may download anything you need if you cannot file through Revenue Online or other e-filing services. If you don't have Internet access, we can send forms to you upon request. See page 20 for information about how to contact us.

The Department of Revenue is committed to finding ways to make tax filing easy for you while we work to save tax administration dollars. We believe Revenue Online and other cost-saving measures we have implemented will help us meet these goals and make state funding available for the services our citizens want and need.

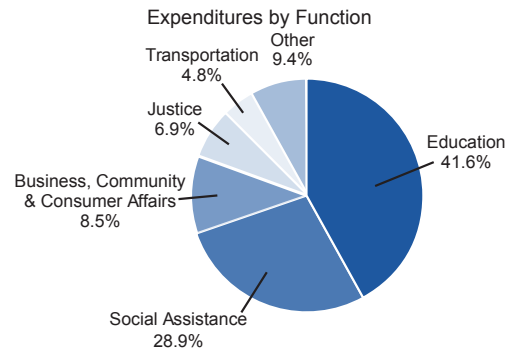
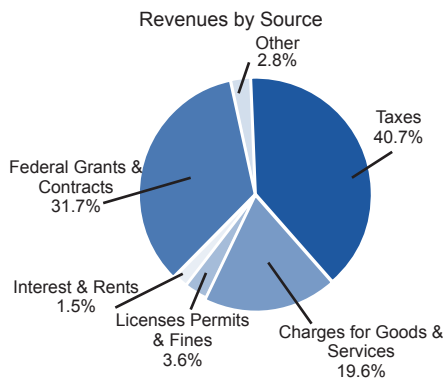
Sincerely,

A handwritten signature in black ink that reads "Barbara J. Brohl".

Barbara J. Brohl  
Executive Director  
Colorado Department of Revenue



## Disclosure of Colorado Expenditures and Revenues



## Disclosure of Average Taxes Paid

Fiscal Year 2011

Adjusted Family Money Income

	Less than \$10,000	\$10,000 to \$15,000	\$15,000 to \$20,000	\$20,000 to \$30,000	\$30,000 to \$40,000	\$40,000 to \$50,000	\$50,000 to \$70,000	\$70,000 to \$80,000	\$80,000 to \$100,000	\$100,000 and over	Average
<b>State Taxes:</b>											
Individual Income	\$50	\$104	\$229	\$438	\$745	\$1,098	\$1,530	\$1,941	\$2,498	\$6,245	\$1,969
Sales	128	154	205	255	319	349	407	411	585	933	434
Gasoline and Special Fuels	68	94	122	151	178	201	224	159	258	301	192
Licenses and Registrations	39	55	88	94	109	134	143	125	177	252	136
Alcoholic Beverages	3	3	4	6	9	9	13	10	16	25	12
Cigarettes and Tobacco	48	57	63	67	74	80	79	38	74	55	64
<b>Total State Taxes</b>	<b>\$337</b>	<b>\$467</b>	<b>\$712</b>	<b>\$1,012</b>	<b>\$1,434</b>	<b>\$1,871</b>	<b>\$2,396</b>	<b>\$2,684</b>	<b>\$3,608</b>	<b>\$7,811</b>	<b>\$2,807</b>
<b>Local Taxes:</b>											
Residential Property	\$321	\$405	\$761	\$937	\$1,025	\$1,125	\$1,604	\$1,721	\$1,866	\$3,144	\$1,483
Sales and Use	202	242	323	402	502	550	641	646	922	1,469	684
Specific Ownership	44	68	112	105	127	154	159	120	195	239	145
Occupation	2	5	7	11	16	21	27	33	40	59	26
<b>Total Local Taxes</b>	<b>\$568</b>	<b>\$720</b>	<b>\$1,203</b>	<b>\$1,454</b>	<b>\$1,670</b>	<b>\$1,851</b>	<b>\$2,431</b>	<b>\$2,520</b>	<b>\$3,023</b>	<b>\$4,911</b>	<b>\$2,337</b>
<b>Federal Taxes:</b>											
Individual Income	\$446	\$619	\$913	\$1,408	\$2,264	\$3,358	\$4,961	\$6,451	\$8,382	\$31,771	\$8,708
Medicare **	122	282	432	635	924	1,228	1,573	1,905	2,345	4,137	1,634
Social Security **	428	993	1,523	2,236	3,255	4,326	5,538	6,708	8,256	12,099	5,267
<b>Total Federal Taxes</b>	<b>\$995</b>	<b>\$1,894</b>	<b>\$2,868</b>	<b>\$4,278</b>	<b>\$6,443</b>	<b>\$8,912</b>	<b>\$12,072</b>	<b>\$15,065</b>	<b>\$18,983</b>	<b>\$48,008</b>	<b>\$15,608</b>
<b>Total Taxes Paid</b>											
Households & Employers **	\$1,901	\$3,082	\$4,783	\$6,744	\$9,548	\$12,634	\$16,899	\$20,268	\$25,615	\$60,730	\$20,752
Less Taxes Paid by Employer	275	638	977	1,435	2,090	2,777	3,556	4,307	5,301	8,118	3,450
<b>Households Only</b>	<b>\$1,626</b>	<b>\$2,444</b>	<b>\$3,805</b>	<b>\$5,309</b>	<b>\$7,458</b>	<b>\$9,857</b>	<b>\$13,343</b>	<b>\$15,962</b>	<b>\$20,314</b>	<b>\$52,612</b>	<b>\$17,302</b>

\*\* Employers and households both pay taxes to Medicare and Social Security on employees' behalf.

## Consumer Use Tax

### What is Consumer Use tax?

In general, purchases are subject to tax. Most people are familiar with the sales tax added to the bottom of their receipts. However, when you buy something without paying sales tax to the seller, you must pay the tax yourself.

This is known as consumer use tax. Often, sales tax is not charged on merchandise purchased online or from a catalog, and therefore the purchase would be subject to consumer use tax. Additional information, including exemption information, can be found on the official Colorado Taxation Web site

[www.TaxColorado.com](http://www.TaxColorado.com) > Other Taxes > Consumer Use Tax.

The Department of Revenue collects the 2.9% Colorado state tax, as well as certain special district use taxes for which you may be liable.

### When is Consumer Use tax due?

Consumer use tax can be paid by individuals on an annual basis, similarly to how you file your individual income tax return. Any merchandise purchased January to December that is subject to consumer use tax is due by April 15th the following year.

### How to Pay Consumer Use tax

File the tax and make the payment through Revenue Online. Go to [www.Colorado.gov/RevenueOnline](http://www.Colorado.gov/RevenueOnline) > Individual > File a Return > Consumer Use Tax. Revenue Online will let you know which local use taxes are required and will give you the appropriate tax rates.

**GO GREEN! GO ONLINE!**



### Forms, Information and e-Services

#### Find Information

- ➔ Review tax publications
- ➔ Review the Tax Index
- ➔ Download forms
- ➔ Take an online workshop

### [www.Colorado.gov/RevenueOnline](http://www.Colorado.gov/RevenueOnline)

#### Manage your Account

- ➔ File a return
- ➔ Make a payment
- ➔ View letters and bills
- ➔ Send a Secure Message to the department

**More services and information available. GO ONLINE TODAY!**

## Check Off Colorado

### A simple way to give.

See lines 37-51 to contribute to any of these charitable funds. [www.CheckoffColorado.com](http://www.CheckoffColorado.com)

#### **Nongame and Endangered Wildlife Cash Fund**

Nongame wildlife includes 750 species of wildlife that cannot be hunted, fished for or trapped. Funds go to projects that manage or recover wildlife such as lynx, river otter, black-footed ferret, green back cutthroat, and others. The nongame program receives no state tax dollars and depends on voluntary contributions.

#### **Domestic Abuse Program Fund**

Donations to this fund help support critical services provided by community-based domestic abuse programs across Colorado. These agencies provide 24-hour crisis line response, emergency safe shelter, counseling and advocacy services for victims of domestic violence and their children and information and referrals for their communities, and community education.

#### **Homeless Preventive Activities Program Fund**

Approximately 52,000 people in Colorado are at risk of becoming homeless this year. Keeping people in their homes saves tax dollars and is an effective and humane way of helping families in crisis. Your contribution will be used to support activities and programs which help prevent people from becoming homeless.

#### **Western Slope Military Veterans Cemetery Fund**

Funds assist in the maintenance of the Veterans Memorial cemetery of Western Colorado. The veterans cemetery is intended as a dignified final resting place for Colorado's veterans and eligible dependents. It is a place of quiet contemplation for the veterans community. Please help maintain this solemn beauty for Colorado veterans.

#### **Pet Overpopulation Fund**

Each year in Colorado tens of thousands of animals are euthanized because too many are being born. Your donation to the Pet Overpopulation fund can help save lives. The fund provides community grants to subsidize spay/neuter surgeries for pets of qualified owners and supports spay/neuter education programs.

#### **Colorado Healthy Rivers Fund**

This fund protects Colorado's lands and waterways. The state's streams, wetlands, mountains and forests serve many needs including water supply, agriculture, wildlife and recreation. Your generous support of this program will fund stream restoration projects and assist local groups in watershed protection efforts. Remember, your contribution will make a difference!

#### **Alzheimer's Association Fund**

One in 10 Coloradans over 65 and nearly half over 85 have Alzheimer's disease with 70% cared for at home. 100% of your donation to the Alzheimer's Association will fund essential education, training, and counseling services to urban and rural families. Without support, the emotional burden on caregivers is tremendous.

#### **Military Family Relief Fund**

Provides emergency grants for financial hardships to members of Colorado National Guard or Reservist and their families when ordered to Active Military duty and to Active Duty Military Personnel stationed in Colorado and their family members when the Active Duty military member is deployed to a declared hostile fire zone.

#### **Colorado Cancer Fund**

Cancer touches every Coloradan as it is the leading cause of death in our state. Your donation to the Colorado Cancer Fund assists Coloradans through education, prevention, treatment, and support programs. The Colorado Cancer Coalition, collaborating with over 250 organizations, administers the fund to lead the fight against cancer.

#### **Make-A-Wish Foundation® of Colorado Fund**

Since 1983, Make-A-Wish Foundation® of Colorado has given hope, strength and joy to over 3,300 Colorado children with life-threatening medical conditions. As one of 65 chapters in the U.S., and 27 international chapters on five continents, Make-A-Wish Foundation® is the largest wish granting organization in the world.

#### **Unwanted Horse Fund**

Approximately 6,000 Colorado horses become unwanted each year because their owners no longer want them or can afford them. Abuse and abandonment are increasing whilst traditional outlets for unwanted horses—rescue facilities, therapeutic riding programs, etc., are reaching capacity. CUHA addresses the problem through grant programs, education initiatives and research.

#### **Goodwill Industries Fund**

Goodwill is dedicated to helping individuals with disadvantages and disabilities reach their highest level of personal and economic independence. Donated goods and other community resources help change the lives of more than 95,000 Coloradans each year while building stronger, sustainable communities.

#### **Families in Action for Mental Health Fund**

Families in Action for Mental Health is a fund whose mission is to expand mental health services in order to improve the lives of individuals who have a mental health disorder and their families. We are families, neighbors and friends working together for prevention and treatment of serious mental illnesses.

#### **Colorado Multiple Sclerosis Fund**

1 in 580 people in Colorado have Multiple Sclerosis; a chronic and often disabling central nervous system disease usually beginning in young adulthood. 100% of your tax dollars will assist these Coloradans through the National Multiple Sclerosis Society with education, medical equipment, exercise programs, counseling, family support, homecare, and advocacy.

#### **Public Education Fund**

This fund supports the Colorado Preschool Program which provides high-quality preschool for children impacted by factors such as poverty, homelessness, abuse or neglect. Children are supported by qualified early childhood professionals in safe and nurturing learning environments. Children overcome substantial gaps and make significant gains that persist throughout their schooling.