

Resident Personal Income Tax

8 Great Reasons to e-File this Form!

- ◆ Faster Refunds: Fast as 7 – 10 Days
- ◆ Filing Confirmation Provided
- ◆ Error/Math Checking Feature
- ◆ File Federal & State Forms Together
- ◆ Direct Debit of Tax Payment
- ◆ Makes Complex Returns Easy
- ◆ If you qualify, it's Free
- ◆ Secure



For free e-File qualifications, forms and other tax information, visit our Web site at:

www.azdor.gov

Who can use Arizona Form 140?

You, and your spouse if married filing a joint return, may file Form 140 only if you are full year residents of Arizona.

You must use Form 140 rather than Form 140A or Form 140EZ to file for 2010 if any of the following apply to you.

- Your Arizona taxable income is \$50,000 or more.
- You received active duty military pay as a member of the U.S. Armed Forces.
- You received pay for active service as a reservist or a National Guard member.
- You are making adjustments to income.
- You itemize deductions.
- You claim tax credits other than the family income tax credit, the property tax credit, the credit for increased excise taxes or the clean elections fund credit.
- You are claiming estimated payments.

This Booklet Contains:

- Form 140 – Resident Personal Income Tax Return
- Form 140 Schedule A – Itemized Deduction Adjustments
- Form 204 – Extension Request

Where's my Refund?



To check the status of your income tax refund, go to **www.aztaxes.gov**

Pay your taxes by credit card!

Easy

Visa ♦ MasterCard
Discover Card ♦ American Express

www.aztaxes.gov

CAUTION

The federal adjusted gross income that you use on your Arizona return may not be the same as the federal adjusted gross income from your federal tax return. Also, the federal Schedule A deductions used on the Arizona return may be different from the federal Schedule A deductions taken on your federal return.

Each year the Arizona State Legislature considers if they will adopt changes made to the federal tax law during the prior year. These forms assume the

Legislature will adopt all federal law changes made after January 1, 2010. If you use the amounts from your 2010 federal tax return to complete your Arizona return and the Legislature does not adopt the 2010 federal changes, you may have to amend your return at a later date for any difference between Arizona and federal law. For more details, see the "Notice" on the inside cover or visit **www.azdor.gov** and click on the link for 2010 conformity.

Notice

As a rule, the starting point for your Arizona return is your federal adjusted gross income. To take itemized deductions, you must start with the amount shown on the federal Schedule A. This is the case for 2010, except for changes Congress made to the federal tax code during 2010 and the following apply.

1. The changes affect how you figure your federal adjusted gross income.

AND/OR

2. The changes affect how you figure your itemized deductions.

When federal changes are made, Arizona legislature must adopt those changes if the Arizona starting points are to be kept the same. The legislature will address this issue when it is in session during 2011. We must publish these forms before this issue will be addressed by the legislature. When we went to print, Arizona had not yet adopted any federal tax law changes made after January 1, 2010.

What does this mean to you? It means that if any of the federal law changes made in 2010 apply to your 2010 return, you can opt to file your 2010 return using one of the following methods.

1. You can wait and file your 2010 return after this issue has been addressed.
 - To do this, you may need to ask for a filing extension. You must pay 90% of the tax due by the due date of the return before any extension.
2. You can file your 2010 return assuming that the federal law changes will be adopted.

If you opt for method 2, one of the following will apply.

- If Arizona adopts those changes, you do not have to do anything more.
 - If Arizona does not adopt all those changes, you may need to amend your 2010 Arizona return. Your amended return will have to show the difference between the Arizona law and the federal law. If this happens, we will post more details at <http://www.azdor.gov>, you will need to click on the link for 2010 conformity.
3. You can file your 2010 return assuming that we will not adopt the federal law changes. If you opt for this method, you will have to do the following.
 - You will have to research all of the federal changes made after January 1, 2010.
 - You will have to figure out if any of those changes apply to you.
 - You will have figure out how to make adjustments for those changes on your return.

If you opt for method 3, one of the following will apply.

- If Arizona does not adopt those changes, you do not have to do anything more.
- If Arizona adopts those changes, you may need to amend your 2010 Arizona return. Your amended return will have to show the difference between what you reported and what you should have reported. If this happens, we will post more details at <http://www.azdor.gov>, you will need to click on the link for 2010 conformity.

Items of Interest for 2010

Extra Time for Filing 2010 Returns

You have extra time to file and pay for 2010 because April 15, 2011 is a legal holiday in Washington DC. This means that your 2010 calendar year tax return is due no later than midnight, April 18, 2011.

2010 Standard Deduction the Same as 2009

For 2010, the standard deduction is the same as it was for 2009 (\$4,677 for a single taxpayer or a married couple filing separate returns and \$9,354 for a head of household or a married couple filing a joint return).

Haiti Earthquake Relief Donations Made in 2010 but Deducted on Your 2009 Federal Return.

For Arizona purposes, you must deduct any donations for Haiti relief that you made during 2010 on your 2010 Arizona return. If you deducted these donations on your 2009 federal income tax return, you must add that amount back on the 2009 Arizona return and then deduct it on your 2010 Arizona return.

Discharge of Indebtedness (DOI) Income under I.R.C § 108(i)

If you made the federal election to defer the inclusion of DOI income under I.R.C. § 108(i), you must make an addition to Arizona income for the amount of DOI that you deferred and excluded from your 2010 federal adjusted gross income. In future years when you include that income on your federal income tax return, you will be allowed to take a subtraction for the amount already included in Arizona income.

Original Issue Discount (OID) on Reacquisition of Debt Instrument

Arizona did not adopt the federal provisions requiring a taxpayer to defer the OID deduction in cases where the taxpayer deferred the DOI income under I.R.C. § 108(i). In this case a taxpayer may subtract any OID deduction that was deferred on the federal return. In future years when the taxpayer takes this deduction on the federal return, the taxpayer will be required to make an addition to Arizona income for the amount of OID already subtracted for Arizona purposes.

Special Net Operating Loss (NOL) Subtraction Rules for Losses Carried Forward from 2008 or 2009

Arizona did not adopt the federal net operating loss rules [I.R.C. § 172(b)(1)(H)] for losses incurred during 2008 or 2009. For Arizona purposes, you must deduct the loss as if you computed the loss under I.R.C. § 172 in effect prior to the enactment of those rules. An Arizona subtraction will be allowed for the difference between the actual carryforward

on the federal return and the carryforward that would have been allowed as a deduction on the federal return if the election had not been made.

New Refund Check-off for the "I Didn't Pay Enough Fund"

You may give some or all of your refund to the I Didn't Pay Enough Fund. Gifts that you make to the I Didn't Pay Enough Fund will aid the state by going to the Arizona general fund.

Nonresidents Must Now Prorate the Standard Deduction

Nonresident individuals, who claim the standard deduction, must now prorate the deduction by the percentage which the taxpayer's Arizona gross income is of the taxpayer's federal adjusted gross income.

Private School Tuition Credit

If you make a donation to a private school tuition organization between January 1, 2011 and April 15, 2011, you may opt to take a credit for this donation on your 2010 return. If you do not take the credit for this donation on your 2010 return, you may take the credit on your 2011 return. See Form 323 for details.

New Refundable Renewable Energy Industry Credit

A taxpayer may qualify for the refundable renewable energy industry credit if the taxpayer expanded or located a qualified renewable energy operation in Arizona. See Form 342 for details.

Portion of R & D Credit May Now be Refundable

Starting with the 2010 taxable year, a portion of the R & D credit may be refundable to qualified taxpayers. See Form 308-I for details.

Innocent Spouse Relief Form 200 Revised

We have revised the Form 200 to help us process the form faster. The new Form 200 asks for a lot more information. We know that some of the questions on this form involve sensitive subjects, but we need this information to determine whether a taxpayer qualifies for relief.

New Estimated Payment Form for Form 141AZ Filers

A fiduciary making estimated income tax payments on behalf of an estate or trust should use new Form 141AZ ES rather than Form 140ES to make those payments.

New Extension Request Form for Form 141AZ Filers

A fiduciary filing for an Arizona extension or making an Arizona extension payment on behalf of an estate or trust should use new Form 141AZ EXT rather than Form 204.

Special Notice for 2009 Returns

Arizona did not fully conform to federal tax law changes for 2009. This means that you may have to file an amended return for 2009. Look at items 1 through 5 below. See if any of those items apply to you. If any of those items apply to you, this will affect your 2009 return. If you have already filed your 2009 return, you must file an amended return to properly report those items. If you were a full year resident during 2009 and you filed Form 140, 140A or 140EZ, you may use Form 140X-NC to correct your 2009 return. If you file Form 140X-NC and pay the entire tax due by October 17, 2011, we will not charge you any penalty or interest on that tax.

The following is the list of items that affect your 2009 return.

1. You received unemployment income during 2009. You excluded up to \$2,400 of that income on your 2009 federal return.
2. You claimed an itemized deduction for both the sales tax on a new motor vehicle and state income taxes on your 2009 federal return.
3. You made a cash gift during 2010 to aid Haiti earthquake victims. You claimed an itemized deduction for that gift on your 2009 federal return.
4. You elected to exclude discharge of indebtedness (DOI) income from the reacquisition of a business debt instrument on your 2009 federal return.
5. You excluded original issue discount (OID) on a debt instrument described in number 4 above from income on your 2009 federal return.

If any of items 1 through 5 above apply to you, you must correct your 2009 Arizona return.

To get Form 140X-NC or for more news on this topic, visit our web site at www.azdor.gov.

2010 Resident Personal Income Tax Return

Special Notice for 2009 Returns

Arizona did not fully conform to federal tax law changes for 2009. This means that you may have to file an amended return for 2009. Look at items 1 through 5 below. See if any of those items apply to you. If any of those items apply to you, this will affect your 2009 return. If you have already filed your 2009 return, you must file an amended return to properly report those items. If you were a full year resident during 2009 and you filed Form 140, 140A or 140EZ, you may use Form 140X-NC to correct your 2009 return. If you file Form 140X-NC and pay the entire tax due by October 17, 2011, we will not charge you any penalty or interest on that tax.

The following is the list of items that affect your 2009 return.

1. You received unemployment income during 2009. You excluded up to \$2,400 of that income on your 2009 federal return.
2. You claimed an itemized deduction for both the sales tax on a new motor vehicle and state income taxes on your 2009 federal return.
3. You made a cash gift during 2010 to aid Haiti earthquake victims. You claimed an itemized deduction for that gift on your 2009 federal return.
4. You elected to exclude discharge of indebtedness (DOI) income from the reacquisition of a business debt instrument on your 2009 federal return.
5. You excluded original issue discount (OID) on a debt instrument described in number 4 above from income on your 2009 federal return.

If any of items 1 through 5 above apply to you, you must correct your 2009 Arizona return.

To get Form 140X-NC or for more news on this topic, visit our web site at www.azdor.gov.

e-file Leave the Paper Behind - e-File!

- Quick Refunds
- Accurate
- Proof of Acceptance
- Free **

No more paper, math errors, or mailing delays when you **e-File!**

Refunds in as little as 7 to 10 days with direct deposit option.

e-File today, pay by April 18, 2011, to avoid penalties and interest.

e-File through an Authorized IRS/DOR *e-file* provider or by using your Personal Computer and the Internet. Visit our web site at www.azdor.gov for a listing of approved *e-file* providers and on-line filing sources.

** For free *e-file* requirements, check out our web site at www.azdor.gov.

Who Must Use Form 140?

You (and your spouse if married filing a joint return) may file Form 140 only if you are full year residents of Arizona.

You must use Form 140 rather than Form 140A or Form 140EZ to file for 2010 if any of the following apply to you.

- Your Arizona taxable income is \$50,000 or more, regardless of filing status.
- You are making adjustments to income.
- You itemize deductions.
- You claim tax credits other than the family income tax credit, the credit for increased excise taxes, the property tax credit, or the Clean Elections Fund tax credit.
- You are claiming estimated payments.

Do You Have to File?

Arizona Filing Requirements These rules apply to all Arizona taxpayers.		
You must file if you are:	and your Arizona adjusted gross income is at least:	or your gross income is at least:
• Single	\$ 5,500	\$15,000
• Married filing jointly	\$11,000	\$15,000
• Married filing separately	\$ 5,500	\$15,000
• Head of household	\$ 5,500	\$15,000
If you are an Arizona resident, you must report income from all sources. This includes out-of-state income.		
To see if you have to file, figure your gross income the same as you would figure your gross income for federal income tax purposes. Then, you should exclude income Arizona law does not tax.		
Income Arizona law does not tax includes:		
<ul style="list-style-type: none"> • Interest from U.S. Government obligations • Social security retirement benefits received under Title II of the Social Security Act • Benefits received under the Railroad Retirement Act • Active duty military pay • Pay received for active service as a reservist or a National Guard member 		
You can find your Arizona adjusted gross income on line 16 of Arizona Form 140.		

NOTE: *Even if you do not have to file, you must still file a return to get a refund of any Arizona income tax withheld.*

Do You Have to File if You are an American Indian?

You must file if you meet the Arizona filing requirements unless **all** the following apply to you.

- You are an enrolled member of an Indian tribe.
- You live on the reservation established for that tribe.
- You earned **all** of your income on that reservation.

The department has issued a ruling on the Arizona tax treatment of American Indians. This ruling is ITR 96-4. To see this ruling, visit our web site at www.azdor.gov and click on legal research and then click on rulings.

Do You Have to File if You are the Spouse of an American Indian and You are Not an Enrolled Indian?

You must file if you meet the Arizona filing requirements. The department has issued a ruling on the tax treatment of

spouses of American Indians. This ruling is ITR 96-4. To see this ruling, visit our web site at www.azdor.gov and click on legal research and then click on rulings.

Do You Have to File if You are in the Military?

You must file if you meet the Arizona filing requirements unless **all** the following apply to you.

- You are an active duty member of the United States armed forces.
- Your only income for the taxable year is pay received for active duty military service.
- There was no Arizona tax withheld from your active duty military pay.

If Arizona tax was withheld from your active duty military pay, you must file an Arizona income tax return to claim any refund you may be due from that withholding.

You must also file an Arizona income tax return if you have any other income besides pay received for active duty military service.

If you are an Arizona resident and you have to file an Arizona return, you should file using Form 140. If you were an Arizona resident when you entered the service, you remain an Arizona resident, no matter where stationed, until you establish a new domicile. As an Arizona resident, you must report all of your income, no matter where stationed. You must include your military pay, but using Form 140, you may subtract all pay received for active duty military service, to the extent it is included in your federal adjusted gross income.

If you are not an Arizona resident, but stationed in Arizona, the following applies to you.

- You are not subject to Arizona income tax on your military pay.
- You must report any other income you earn in Arizona. Use Form 140NR, *Nonresident Personal Income Tax Return*, to report this income.

To find out more, see Arizona Department of Revenue brochure, Pub 704, *Taxpayers in the Military*.


If You Included Your Child's Unearned Income on Your Federal Return, Does Your Child have to File an Arizona Return?

No. In this case, the child should not file an Arizona return. The parent must include that same income in his or her Arizona taxable income.

Find an Authorized E-File Provider

An authorized E-File provider can take the guesswork out of filing taxes.

To Find an
Authorized e-File
Provider near you
log on
www.azdor.gov



Residency Status

If you are not sure if you are an Arizona resident for state income tax purposes, we may be able to help. The department has issued a procedure on determining residency status. This procedure is ITP 92-1. To see this procedure, visit our web site at www.azdor.gov and click on legal research and then click on procedures.

Residents

You are a resident of Arizona if your domicile is in Arizona. Domicile is the place where you have your permanent home. It is where you intend to return if you are living or working temporarily in another state or country. If you leave Arizona for a temporary period, you are still an Arizona resident while gone. A resident is subject to tax on all income no matter where the resident earns the income.

Part-Year Residents

If you are a part-year resident, you must file Form 140PY, *Part-Year Resident Personal Income Tax Return*.

You are a part-year resident if you did **either** of the following during 2010.

- You moved into Arizona with the intent of becoming a resident.
- You moved out of Arizona with the intent of giving up your Arizona residency.

Nonresidents

If you are a nonresident, you must file Form 140NR, *Nonresident Personal Income Tax Return*.

What if a Taxpayer Died?

If a taxpayer died before filing a return for 2010, the taxpayer's spouse or personal representative may have to file and sign a return for that taxpayer. If the deceased taxpayer did not have to file a return but had tax withheld, a return must be filed to get a refund.

The person who files the return should use the form the taxpayer would have used. **If the department mailed the taxpayer a booklet, do not use the label.** The person who files the return should print the word "deceased" after the decedent's name in the address section of the form. Also enter the date of death after the decedent's name.

If your spouse died in 2010 and you did not remarry in 2010, or if your spouse died in 2011 before filing a return for 2010, you may file a joint return. If your spouse died in 2010, the joint return should show your spouse's 2010 income before death, and your income for all of 2010. If your spouse died in 2011, before filing the 2010 return, the joint return should show all of your income and all of your spouse's income for 2010. Print "Filing as surviving spouse" in the area where you sign the return. If someone else is the personal representative, he or she must also sign the return.

Are Any Other Returns Required?

You may also have to file a fiduciary income tax return. For details about filing a fiduciary income tax return, call the department at (602) 255-3381.

Claiming a Refund for a Deceased Taxpayer

If you are claiming a refund, you **must** complete Form 131, *Claim for Refund on Behalf of Deceased Taxpayer*. Attach this form to the **front** of the return.

What are the Filing Dates and Penalties?

When Should You File?

You have extra time to file and pay for 2010 because April 15, 2011 is a legal holiday in Washington DC. This means that your 2010 calendar year tax return is due no later than midnight, April 18, 2011. File your return as soon as you can after January 1, but no later than April 18, 2011. If you are a fiscal year filer, your return is due on the 15th day of the fourth month following the close of your fiscal year.

What if You Cannot File on Time?

You may request an extension if you know you will not be able to file on time.

NOTE: *An extension does not extend the time to pay your income tax. For details, see the instructions for Arizona Form 204.*

To get a filing extension, you can either:

1. Apply for a state extension (Form 204). To apply for a state extension, file Arizona Form 204 by April 18. See Form 204 for details. You do not have to attach a copy of the extension to your return when you file, but make sure that you check box **82F** on page 1 of the return. If you must make a payment, use Arizona Form 204, or visit www.aztaxes.gov to make an electronic payment.
2. Use your federal extension (federal Form 4868). File your Arizona return by the same due date. You do not have to attach a copy of your federal extension to your return, but make sure that you check box **82F** on page 1 of the return.

When Should You File if You are a Nonresident Alien?

The due date for your Arizona return is not the same as the due date for your federal return. Your Arizona return is due by April 18 even though your federal return is due on June 15. If you want to file your Arizona return after April 18, you must ask for a filing extension. You must file this request by April 18. Arizona will allow up to a 6-month extension. This will allow you to file your return by October 17, 2011. See Form 204 for extension filing details.

If you have a federal 6-month extension, you can file your Arizona return under that extension. If you file using your federal extension, Arizona will also allow you an extra 6 months. Because we will allow only 6 months, the due date for your Arizona return is not the same as the due date for your federal return. In this case, your Arizona return will be due by October 17 even though your federal return will not be due until December 15. If you file your 2010 Arizona calendar return after October 17, 2011, your return will be late.

If you are a fiscal year filer, your return is due on the 15th day of the fourth month following the close of your fiscal year.

What if You File or Pay Late?

If you file or pay late, we will charge you interest and penalties on the amount you owe. If the U.S. Post Office postmarks your 2010 calendar year return by April 18, 2011, your return will not be late. You may also use certain private delivery services designated by the IRS to meet the "timely mailing as timely filed" rule.

Late Filing Penalty

If you file late, we will charge you a late filing penalty. This penalty is 4½% of the tax required to be shown on the return

for each month or fraction of a month the return is late. This penalty cannot exceed 25% of the tax found to be remaining due.

Late Payment Penalty

If you pay your tax late, we will charge you a late payment penalty. This penalty is ½ of 1% (.005) of the amount shown as tax for each month or fraction of a month for which the failure continues. We charge this penalty from the original due date of the return until the date you pay the tax. This penalty cannot exceed a total of 10%.

Extension Underpayment Penalty

If you file your return under an extension, you must pay 90% of the tax shown on your return by the return's original due date. If you do not pay this amount, we will charge you a penalty. This penalty is ½ of 1% (.005) of the tax not paid for each 30 day period or fraction of a 30 day period. We charge this penalty from the original due date of the return until the date you pay the tax. This penalty cannot exceed 25% of the unpaid tax. If we charge you the extension underpayment penalty, we will not charge you the late payment penalty under Arizona Revised Statutes section 42-1125.D.

NOTE: *If you are subject to two or more of the above penalties, the total cannot exceed 25%.*

Interest

We charge interest on any tax not paid by the due date. We will charge you interest even if you have an extension. If you have an extension, we will charge you interest from the original due date until the date you pay the tax. The Arizona interest rate is the same as the federal rate.

When Should You Amend a Return?

If you need to make changes to your return once you have filed, you should file Form 140X, *Individual Amended Return*. You should file your amended return after your original return has processed. **Do not** file a new return for the year you are correcting. Generally, you have four years to amend a return to claim a refund.

If you amend your federal return for any year, you must also file an Arizona Form 140X for that year. You must file the Form 140X within 90 days of the final determination of the IRS.

If the IRS makes a change to your federal taxable income for any year, you must report that change to Arizona. You may use one of the following two options to report this change.

Option 1

You may file a Form 140X for that year. If you choose this option, you must amend your Arizona return within 90 days of the final determination of the IRS. Attach a complete copy of the federal notice to your Form 140X.

Option 2

You may file a copy of the final federal notice with the department within 90 days of the final determination of the IRS. If you choose this option, you must include a statement in which you must:

1. Request that the department recompute your tax; and
2. Indicate if you agree or disagree with the federal notice.

If you do not agree with the federal notice, you must also include any documents that show why you do not agree.

If you choose option 2, mail the federal notice and any other documents to:

Arizona Department of Revenue
1600 W. Monroe, Attention: Individual Income Audit
Phoenix, AZ 85007-2650

Do You Need to Make Estimated Payments in 2011?

You must make Arizona estimated income tax payments during 2011 if:

Your filing status is:	AND Your Arizona gross income for 2010 was greater than:	AND Your Arizona gross income for 2011 is greater than:
Married Filing Joint	\$150,000	\$150,000
Single	\$75,000	\$75,000
Head of Household	\$75,000	\$75,000
Married Filing Separately	\$75,000	\$75,000

If you met the income threshold for 2010, you must make estimated payments during 2011 unless you are sure you will not meet the threshold for 2011.

As a full year resident, your Arizona gross income is your federal adjusted gross income. This amount is on line 12 of the 2010 Form 140.

See the worksheet for Form 140ES to figure how much your payments should be.

What if You Make Your Estimated Payments Late?

We will charge you a penalty if you fail to make any required payments. We will charge you a penalty if you make any of your required payments late.

For details, see Arizona Form 221.

Can You Make Estimated Payments Even if You Do Not Have To?

If you do not have to make Arizona estimated income tax payments, you may still choose to make them.

For details, see Arizona Form 140ES.

Line-by-Line Instructions

Tips for Preparing Your Return:

- Make sure that you write your SSN on your return.
- Complete your return using black ink.
- You **must** round dollar amounts to the nearest whole dollar. If 50 cents or more, round up to the next dollar. If less than 50 cents, round down. Do not enter cents.
- When asked to provide your own schedule, attach a separate sheet with your name and SSN at the top. Attach your own schedules to your return. Attach these schedules behind page 2 of your return and behind your Schedules A if itemizing.
- You must complete your federal return before you can start your Arizona return.
- Make sure you include your home telephone number. If your daytime number is not the same as your home number, make sure you include a daytime telephone number.

- If filing a fiscal year return, fill in the period covered in the space provided at the top of the form.

DO YOU HAVE A COMPLICATED RETURN?

E-File makes filing a complex return simple!

E-File Software Offers:

- Easy step-by-step instructions
- Error detection before filing
- Easy form selection
- Maximum deductions

For a list of approved software visit our website at www.azdor.gov



Entering Your Name, Address, and SSN

Lines 1, 2, and 3 -

NOTE: Make sure that you write your SSN on the appropriate line.

If your booklet has a peel-off label, use that label if all the information is correct. **If any of the information on the label is incorrect, do not use the label.** Attach the label after you finish your return. If you do not have a peel-off label, print or type your name, address, and SSN in the space provided.

If you are filing a joint return, enter your SSNs in the same order as your names. *If your name appears first on the return, make sure your SSN is the first number listed.*

If you are married filing separately, enter your name and SSN on the first line 1. Then enter your spouse's name and SSN on second line 1.

If you are a nonresident of the United States or a resident alien who does not have an SSN use the identification number (ITIN) the IRS issued to you.

For a deceased taxpayer, see page 2 of these instructions.

Use your current home address. The department will send your refund to or correspond with you at that address.

NOTE: Make sure your SSN is correct. *If you are filing a joint return, also make sure you list your SSNs in the same order every year.*

Make sure that you enter your SSN on your return. Make sure that all SSNs are clear and correct. You may be subject to a penalty if you fail to include your SSN. It will take longer to process your return if SSNs are missing, incorrect, or unclear.

ID Numbers for Paid Preparers

If you pay someone else to prepare your return, that person must also include an ID number where requested.

A paid preparer may use any of the following.

- his or her SSN
- his or her PTIN
- the EIN for the business

A paid preparer who fails to include the proper numbers may also be subject to a penalty.

Determining Your Filing Status

The filing status that you use on your Arizona return may be different from that used on your federal return.

Use this section to determine your filing status. Check the correct box (4 through 7) on the front of Form 140.

Line 4 Box - Married Filing a Joint Return

If you are married and filing a joint return, check box 4.

You may file a joint return if you were married as of December 31, 2010. It does not matter whether or not you were living with your spouse. You may file a joint return, even if you and your spouse filed separate federal returns.

You may file a joint return if your spouse died during 2010 and you did not remarry in 2010. See page 2 of these instructions for details.

The Arizona Form 140 is for full year residents only. You may not file a joint Arizona income tax return on Form 140 if any of the following apply.

1. Your spouse is a nonresident alien (citizen of and living in another country).
2. Your spouse is a resident of another state.
3. Your spouse is a part-year Arizona resident.

If filing a joint return with your nonresident spouse, you may file a joint return using Form 140NR. See Form 140NR instructions.

If filing a joint return with your part-year resident spouse, you may file a joint return using Form 140PY. See Form 140PY instructions.

The department has issued a ruling on filing a joint return with your part-year resident or nonresident spouse. This ruling is ITR 95-2. To see this ruling, visit our web site at www.azdor.gov and click on legal research and then click on rulings.

Line 5 Box - Head of Household

If you are filing as a head of household, check box 5.

You may file as head of household on your Arizona return, only if one of the following applies.

- You qualify to file as head of household on your federal return.
- You qualify to file as a qualifying widow or widower on your federal return.

Line 6 Box - Married Filing Separately

If you are filing a separate return, check box 6 and enter your spouse's name and SSN on the second line 1.

If you were married as of December 31, 2010, you may choose to file a separate return. You may file a separate return, even if you and your spouse filed a joint federal return.

Arizona is a community property state. If you file a separate return, you must figure how much income to report using community property laws. Under these laws, a separate return must reflect one-half of the community income from all sources plus any separate income.

When you file separate returns, you must account for community deductions and credits on the same basis as community income. Both you and your spouse must either itemize or not itemize. If one of you itemizes, you both must itemize. If one of you takes a standard deduction, you both must take a standard deduction. One of you may not claim a standard deduction while the other itemizes.

If you and your spouse support a dependent child from community income, either you or your spouse may claim the dependent. Both of you cannot claim the same dependent on both returns.

The department has issued tax rulings on filing a separate return. These rulings are ITR 93-18 and ITR 93-19. To see these rulings, visit our web site at www.azdor.gov and click on legal research and then click on rulings.

NOTE: *In some cases you may treat community income as separate income. The department has issued a ruling on when you may treat community income as separate income. This ruling is ITR 93-22. To see this ruling, visit our web site at www.azdor.gov and click on legal research and then click on rulings.*

If one spouse is a resident and the other spouse is not, other special rules may apply when filing a separate return. The department has issued a ruling on how to report income in this case. This ruling is ITR 93-20. To see this ruling, visit our web site at www.azdor.gov and click on legal research and then click on rulings.

Line 7 Box - Single

If you are filing as single, check box 7.

Use this filing status if you were single on December 31, 2010. You are single if any of the following apply to you.

- You have never been married.
- You are legally separated under a decree of divorce or of separate maintenance.
- You were widowed before January 1, 2010, and you did not remarry in 2010, and you do not qualify to file as a qualifying widow or widower with dependent children on your federal return.

Exemptions

Write the number of exemptions you are claiming in boxes 8, 9, 10, and 11. **Do not put a checkmark.** You may lose the exemption if you put a checkmark in these boxes. You may lose the dependent exemption if you do not complete Part A, lines A1 through A3 on page 2. You may lose the exemption for qualifying parents or ancestors if you do not complete Part A, lines A4 and A5, on page 2.

Line 8 Box - Age 65 and Over

Write "1" in box 8 if you or your spouse were 65 or older in 2010. Write "2" in box 8 if both you and your spouse were 65 or older in 2010.

Line 9 Box - Blind

Write "1" in box 9 if you or your spouse are totally or partially blind. Write "2" in box 9 if both you and your spouse are totally or partially blind.

If you or your spouse were partially blind as of December 31, 2010, you must get a statement certified by your eye doctor or registered optometrist that:


1. You cannot see better than 20/200 in your better eye with glasses or contact lenses or
2. Your field of vision is 20 degrees or less.


If your eye condition is not likely to improve beyond the conditions listed above, you can get a statement certified by your eye doctor or registered optometrist to that effect instead.

You must keep the statement for your records.

FOR PEACE OF MIND...E-FILE

Ask your tax professional for E-File
or
Do-it-yourself using the Internet



www.azdor.gov 

Line 10 Box - Dependents

You must complete Part A, lines A1 through A3b, on page 2 of your return before you can total your dependent exemptions.

You may claim only the following as a dependent.

- A person that qualifies as your dependent on your federal return.

NOTE: *If you do not claim a dependent exemption for a student on your federal return in order to allow the student to claim a federal education credit on the student's federal return, you may still claim the exemption on your Arizona return. For more information, see Arizona Individual Income Tax Ruling ITR 05-02.*

- A person who is age 65 or over (related to you or not) that does not qualify as your dependent on your federal return, but one of the following applies.
 1. In 2010, you paid more than one-fourth of the cost of keeping this person in an Arizona nursing care institution, an Arizona residential care institution, or an Arizona assisted living facility. Your cost must be more than \$800.
 2. In 2010, you paid more than \$800 for either Arizona home health care or other medical costs for the person.
- A stillborn child if the following apply:
 1. The stillbirth occurred during 2010.
 2. You received a certificate of birth resulting in stillbirth from the Arizona Department of Health Services.
 3. The child would have otherwise been a member of your household.

Completing Line(s) A1

NOTE: *If a person who qualifies as your dependent is also a qualifying parent or ancestor of your parent, you may claim that person as a dependent on line A2, **or** you may claim that person as a qualifying parent or ancestor of your parent on line A5. You may **not** claim that same person on both line A2 and line A5. Do not list the same person on line A1 that you listed on line A4.*

Enter the following on line(s) A1.

1. The dependent's name. If you are claiming an exemption for a stillborn child and the child was not named, enter "stillborn child" in place of a name.
2. The dependent's SSN. If you are claiming an exemption for a stillborn child enter the certificate number from the certificate of birth resulting in stillbirth.
3. The dependent's relationship to you.

4. The number of months the dependent lived in your home during 2010. If you are claiming an exemption for a stillborn child, enter the date of birth resulting in the stillbirth.

You may lose the exemption if you do not furnish this information.

Line A2 - Total Dependents

Enter the total number of persons listed on line(s) A1. Enter the same number on the front of the return in box 10.

Lines A3a and A3b - Persons You Did Not Take as Dependents on Your Federal Return

On line A3a, enter the following.

1. The names of any dependents age 65 or over listed on line(s) A1 that you cannot take as a dependent on your federal return.
2. The name of any stillborn child listed on line(s) A1, if the stillborn child was named. If the stillborn child was not named, enter "stillborn child" on line A3a. Also enter the date of birth resulting in the stillbirth.

On line A3b, enter the name of any student listed on line(s) A1 that you did not claim as an exemption on your federal return in order to allow that student to claim a federal education credit on the student's federal return.

Line 11 Box - Qualifying Parents and Ancestors of Your Parents

A qualifying parent or ancestor of your parent may be any one of the following.

- Your parent or your parent's ancestor. Your parent's ancestor is your grand parent, great grand parent, great great grand parent, etc.
- If married filing a joint return, your spouse's parent or an ancestor of your spouse's parent.

You may claim this exemption if all of the following apply.

1. The parent or ancestor of your parent lived in your principal residence for the entire taxable year.
2. You paid more than one-half of the support and maintenance costs of the parent or ancestor of your parent during the taxable year.
3. The parent or ancestor of your parent was 65 years old or older during 2010.
4. The parent or ancestor of your parent required assistance with activities of daily living, like getting in and out of bed or chairs, walking around, going outdoors, using the toilet, bathing, shaving, brushing teeth, combing hair, dressing, medicating or feeding.

You must complete Part A, lines A4 and A5, on page 2 of your return before you can total your exemptions for qualifying parents and ancestors of your parents.

NOTE: *If a person who is a qualifying parent or ancestor of your parent also qualifies as your dependent, you may claim that person as a dependent on line A2, **or** you may claim that person as a qualifying parent or ancestor of your parent on line A5. You may **not** claim that same person on both line A2 and line A5. Do not list the same person on line A4 that you listed on line A1.*

Completing Line(s) A4

Enter the following on line(s) A4.

1. The name of the qualifying parent or ancestor of your parent.
2. The SSN of the qualifying parent or ancestor of your parent.
3. The qualifying parent's or ancestor's relationship to you, or your spouse if filing a joint return.
4. The number of months the qualifying parent or ancestor of your parent lived in your home during 2010.

You may lose the exemption if you do not furnish this information.

Line A5 - Total Qualifying Parents or Ancestors of Your Parents

Enter the total number of persons listed on line(s) A4. Enter the same number on the front of the return in box 11.

Additions to Income

Line B6 - Non-Arizona Municipal Interest

Enter the amount of interest income from non-Arizona municipal bonds that you did not include as income on your federal return.

You may exclude any expenses incurred to purchase or carry the obligation. Reduce the interest income by the amount of those expenses that you could not deduct on your federal return.

If you received tax exempt interest from municipal bonds, attach a schedule listing the payors and the amount received from each payor. You may also want to attach supporting documents for amounts received from Arizona municipal bonds that are exempt from Arizona income tax. These may be items such as bank statements, brokerage statements, etc.

Line B7 - Ordinary Income Portion of Lump-Sum Distributions Excluded on Your Federal Return

Use line B7 if you use federal averaging for lump-sum distributions from your pension or profit-sharing plan.

Arizona law does not provide for averaging. Enter the amount of the distribution that you treated as ordinary income on your federal return. If you choose to treat the capital gain portion of the distribution as ordinary income, you must also include that amount.

For details, see Arizona Department of Revenue Income Tax Ruling ITR 93-5.

Line B8 - Total Federal Depreciation

Enter the total amount of depreciation deducted on the federal return. If you make an entry here, you should also take a subtraction on line C22. To figure how much you should subtract, see the instructions for line C22.

Line B9 - Medical Savings Account (MSA) Distributions

For information on Arizona's MSA provisions, see the department's MSA brochure, Pub 542.

You must add amounts received from an MSA here if any of the following apply.

1 - You Withdrew Funds from Your MSA for Other Than Qualified Expenses

You must make an entry here if all of the following apply.

1. You withdrew money from your MSA during 2010.
2. You did not use the amount withdrawn to pay qualified medical expenses.
3. You did not have to include the withdrawal as income on your federal income tax return.

Enter the amount withdrawn.

2 - Deceased Account Holder Where the Named Beneficiary is Not the Decedent's Surviving Spouse

You must make an entry here if all of the following apply.

1. The account holder died during the year.
2. You are the named beneficiary of the decedent's MSA.
3. You are not the decedent's surviving spouse.
4. You did not have to include the value of the MSA as income on your federal income tax return.

In this case, the MSA ceased to be an MSA. Enter the fair market value of the MSA as of the date of death, less the amount of MSA funds used within one year of the date of death, to pay the decedent's qualified medical expenses. You can reduce the fair market value by only those expenses paid from the MSA. If you pay additional medical expenses for the decedent from the MSA after you file, you may file an amended return to further reduce the fair market value of the MSA.

3 - Decedent's Final Return and No Named MSA Beneficiary

Make an entry here if all of the following apply.

1. The account holder died during the year.
2. There is no named MSA beneficiary.
3. This is the decedent's final return.
4. The value of the MSA did not have to be included on the decedent's final federal income tax return.

In this case, the MSA ceases to be an MSA. Enter the fair market value of the MSA as of the date of death. This rule applies in all cases in which there is no named beneficiary, even if the surviving spouse ultimately obtains the right to the MSA assets.

NOTE: *The following are not withdrawals. Do not enter any of the following:*

- Amounts from the MSA used to pay qualified medical expenses.
- A qualified return of excess contributions.
- A qualified rollover.
- The fair market value of an MSA received by a surviving spouse who was the deceased account holder's named beneficiary.

For more information about the above items, see the department's MSA brochure, Pub 542.

Line B10 - I.R.C. § 179 Expense in Excess of Allowable Amount

Enter the amount of IRC § 179 expense deducted on the federal return that exceeds \$25,000. If you make an entry here, you should also take a subtraction on line C29 for a portion of the amount entered here. To figure how much you should subtract, see the instructions for line C29.

Line B11 - Other Additions to Income

Use line B11 if any of the special circumstances below apply.

Attach your own schedule to the back of your return explaining any amounts entered here.

You may either add or subtract items A through D below (line B11 or C29, respectively) depending on your situation.

A. Pension Adjustments

Use this adjustment if **both** of the following apply.

1. Arizona taxed your pension for years before 1979.
2. You reported that pension on your federal return using the percentage exclusion method.

Do not use this adjustment if **either** of the following apply.

1. You reported your pension income as fully taxable on your federal return.
2. You reported your pension income on your federal return under the "three-year-rule".

Pension Adjustment Worksheet - Line B11	
Follow these steps to figure the adjustment. (Keep this worksheet for your records.)	
1. Your contribution to annuity.	1.
2. Pension amount received in prior years.	2.
3. Remainder of cost (line 1 minus line 2 but not less than zero).	3.
4. Pension amount received this year.	4.
5. Subtract line 3 from line 4 (but not less than zero).	5.
6. Enter the pension amount taxable on your federal return.	6.
7. Subtract line 6 from line 5.	7.
If line 7 is more than zero, enter the amount on line 7 as an addition to income. Enter the addition on line B11.	
If line 6 is more than line 5, enter the difference as a subtraction from income. Enter the subtraction on line C29.	

B. Married Persons Filing Separate Returns

If you file a separate Arizona return, you must report the following income on that return.

- one-half of the community income from all sources.
- all of your separate income.

If you and your spouse file a joint federal return but separate Arizona returns, you must make sure that each separate return reflects the correct income. If you begin your Arizona return with only the income that you earned during the year, you will have to adjust this income.

If you file separate federal returns, each of your federal returns should already reflect the correct income. Since your separate Arizona returns will begin with the federal adjusted gross income, you will not have to adjust your income.

If you have to adjust your income, attach a schedule showing how you figured your adjustment.

C. Partnership Income

Use this adjustment if your Arizona Form 165, Schedule K-1, shows a difference between federal and state distributable income.

If the difference reported on your Arizona Form 165, Schedule K-1, is a positive number, enter that difference as an addition. Enter the addition on line B11.

If the difference reported on your Arizona Form 165, Schedule K-1, is a negative number, enter that difference as a subtraction. Enter the subtraction on line C29.

D. Fiduciary Adjustment

A fiduciary uses Form 141AZ, Schedule K-1, to report to you your share of the fiduciary adjustment from the trust or estate.

Line 3 of Form 141AZ, Schedule K-1, shows your share of the fiduciary adjustment from the estate or trust. If the amount reported on line 3 of your Arizona Form 141AZ, Schedule K-1, is a positive number, enter that amount as an addition. Enter the addition on line B11.

If the amount reported on line 3 of your Arizona Form 141AZ, Schedule K-1, is a negative number, enter that amount as a subtraction. Enter the subtraction on line C29.

E. Net Operating Losses

Arizona does not have specific provisions for calculating the net operating loss of an individual. Generally, the amount of net operating loss deduction included in your federal adjusted gross income is the amount allowable for Arizona purposes. However, there are instances when the amount allowable for Arizona purposes may be different.

You must adjust the amount of net operating loss deduction included in your federal adjusted gross income if you have already deducted any amount of the net operating loss included in your federal adjusted gross income for Arizona purposes. In this case, enter on line B11, the amount of net operating loss included in your federal adjusted gross income which you previously deducted for Arizona purposes.

Usually, Arizona conforms to the federal net operating loss provisions, including the carryback provisions. However, Arizona did not conform to the special federal net operating loss rules for 2008 and 2009. Under the special rules for 2008 and 2009, you could have elected to carry the net operating loss back for 3, 4 or 5 years, instead of the normal 2 years. This election would have been allowed under I.R.C. § 172(b)(1)(h) as amended by the American Recovery and Reinvestment Act of 2009 or the Worker, Homeownership, and Business Assistance Act of 2009. If you deducted a federal net operating loss carryback under the federal American Recovery and Reinvestment Act of 2009 or the federal Worker, Homeownership, and Business Assistance Act of 2009, see the instructions for line C28.

For information on deducting a net operating loss carryback in cases where you did not make an election under I.R.C. § 172(b)(1)(h), see Arizona Department of Revenue Income Tax Procedure *ITP 99-1*.

F. Items Previously Deducted for Arizona Purposes

Arizona statutes prohibit a taxpayer from deducting items more than once. However, under the operation of former Arizona law (1989 and prior), you could deduct certain items in greater amounts for Arizona purposes than for federal purposes.

Investment interest and passive activity losses were such items. In some cases, you could have deducted such amounts in their entirety on the Arizona return. For federal purposes, the deduction for these items was limited, with the unused portions being carried forward and deducted in future years. Your Arizona return may include these previously deducted items because of the difference between the federal and former Arizona treatment. If your Arizona taxable income includes items previously deducted for Arizona purposes, you must add such amounts to your Arizona gross income.

G. Claim of Right Adjustment for Amounts Repaid in 2010

You must make an entry here if **all** of the following apply.

1. During 2010, you were required to repay amounts held under a claim of right.

2. The amount required to be repaid during 2010 was more than \$3,000.
3. You took a deduction for the amount repaid on your 2010 federal income tax return.

If the above apply, enter the amount deducted on your federal income tax return here.

For more information on the Arizona claim of right provisions, see Arizona Department of Revenue Individual Income Tax Procedure *ITP 95-1*.

H. Claim of Right Adjustment for Amounts Repaid in Prior Taxable Years

You must make an entry here if **all** of the following apply.

1. During a year prior to 2010 you were required to repay amounts held under a claim of right.
2. You computed your tax for that prior year under Arizona's claim of right provisions.
3. A net operating loss or capital loss was established due to the repayment made in the prior year.
4. You are entitled to take that net operating loss or capital loss carryover into account when computing your 2010 Arizona taxable income.
5. The amount of the loss carryover included in your federal income is more than the amount allowed to be taken into account for Arizona purposes.

Enter the amount by which the loss carryover included in your federal adjusted gross income is more than the amount allowed for the taxable year under Arizona law.

I. Addition to S Corporation Income Due to Credits Claimed

Shareholders of an S corporation who claim a credit passed through from an S corporation must make an addition to income for the amount of expenses disallowed by reason of claiming the credit.

An S corporation that passes the following credits through to its shareholders must notify each shareholder of his or her pro rata share of the adjustment. You must enter an amount on this line when claiming any of the following credits.

- Agricultural water conservation system credit
- Environmental technology facility credit
- Pollution control credit
- Credit for solar hot water heater plumbing stub outs and electric vehicle recharge outlets
- Credit for employment of TANF recipients
- Agricultural pollution control equipment credit
- Motion picture credits

J. Solar Hot Water Heater Plumbing Stub Outs and Electric Vehicle Recharge Outlet Expenses

If you take a credit for installing solar hot water heater plumbing stub outs or electric vehicle recharge outlets in a dwelling you constructed (Form 319), you cannot deduct any expenses for which you claim the credit. If you take this credit, enter the amount of such expenses that you deducted on your federal return.

K. Wage Expense for Employers of TANF Recipients

If you take a credit for employing TANF recipients (Form 320), you cannot deduct any wage expense for which you claim the credit. If you take this credit, enter the amount of such expenses that you deducted on your federal return.

L. Motion Picture Expenses

If you take a motion picture credit on Form 334, you cannot deduct any expenses deducted on your federal return related

to the production, the infrastructure project or related to a transferred credit. Enter the amount of any such expenses that were deducted in computing federal adjusted gross income for which you claimed a credit.

M. Agricultural Water Conservation System Credit

If you take this credit (Form 312), you cannot deduct any expenses for which you claim the credit. If you take this credit, enter the amount of such expenses that you deducted on your federal return.

N. Adjusted Basis in Property for Which You Have Claimed a Credit for Investment in Qualified Small Businesses

If you claim a credit for an investment in a qualified small business on Arizona Form 338, you must adjust your basis in the investment by the amount of the credit claimed. You must report this difference in basis on the Arizona return that you file for the taxable year in which you sell or otherwise dispose of the investment. If you sold or otherwise disposed of the investment during the 2010 taxable year, on line B11, enter the amount by which the adjusted basis computed under the internal revenue code with respect to that property exceeds the adjusted basis of the property computed under Arizona Revised Statutes section 43-1074.02.

O. Depreciation or Amortization for a Water Conservation System

If you claimed a water conservation system credit on Arizona Form 339, you may not deduct any depreciation or amortization for that system on your Arizona return. Enter the amount of depreciation or amortization claimed on your federal return for the water conservation system for which you have claimed a credit.

P. Nonqualified Withdrawals from 529 College Savings Plans

You must make an addition to income if you received a nonqualified withdrawal from a 529 college savings plan. You must make an addition if the withdrawal was not included in your federal adjusted gross income. The amount that you must add is the amount withdrawn, but no more than the difference between the amount of contributions subtracted in prior years and the amount added in any prior years.

A nonqualified withdrawal is a withdrawal other than any of the following:

1. A qualified withdrawal. A qualified withdrawal is a withdrawal from an account to pay the qualified higher education expenses of the designated beneficiary of the account.
2. A withdrawal made as the result of the death or disability of the designated beneficiary of an account.
3. A withdrawal that is made on the account of a scholarship, or the allowance or payment described in section 135(d)(1)(B) or (C) of the internal revenue code, and that is received by the designated beneficiary, but only to the extent of the amount of this scholarship, allowance or payment.
4. A rollover or change of designated beneficiary.

Q. 2010 Discharge of Indebtedness (DOI) Income

Generally, when a loan is settled for less than the amount owed, DOI income is realized by the debtor and usually must be included in the debtor's gross income. The amount of

DOI income is generally equal to the amount of loan forgiveness. DOI income also occurs when a debtor repurchases his or her own debt at a discount (a price lower than the adjusted basis issue price of the debt instrument). In debt repurchase transactions, the amount of DOI income is generally equal to the difference between the adjusted issue price and the price paid for the debt instrument.

For federal purposes, a taxpayer may have made a special election for taxable years 2009 or 2010 to include DOI income in connection with the reacquisition of a business debt instrument, ratably over a 5 year period. A taxpayer that made this election will generally include this income in federal adjusted gross income beginning with the 2014 taxable year. A taxpayer would have made the federal election under I.R.C. § 108(i) as added by the American Recovery and Reinvestment Act of 2009.

Arizona did not adopt the special federal DOI income deferral provisions for the 2009 or 2010 taxable year. For Arizona purposes, if you made the federal election to defer the inclusion of DOI income under I.R.C. § 108(i), you must make an entry here. On line B11, enter the amount of DOI income that you deferred and excluded from the computation of your 2010 federal adjusted gross income under I.R.C. § 108(i). Even though you must include that DOI income on your 2010 Arizona return, Arizona will not tax that income again in the future years when you include the income in your federal adjusted gross income. If you make an entry here, also see the instructions for "Other Subtractions from Income" even though this subtraction will not apply until the year in which you include the income in your federal adjusted gross income.

R. Original Issue Discount (OID) on Reacquisition of Debt Instrument

For federal purposes, when a taxpayer made the special election to defer DOI income under I.R.C. § 108(i) (see letter "Q" above), the taxpayer was not allowed to take a deduction with respect to the portion of any OID that accrued with respect to that DOI income, during the income deferral period. In this case, the taxpayer had to deduct the aggregate amount of the OID deductions disallowed ratably over a 5 year period, beginning with the period in which the income was includible in federal adjusted gross income.

Arizona did not adopt the federal provisions requiring a taxpayer to defer the OID deduction in cases where the taxpayer federally deferred the DOI income. For Arizona purposes, you had to report the DOI income from a debt reacquisition in the year in which you reacquired the debt, and you were allowed to subtract any OID related to that DOI income in the year the OID accrued. (See the instructions for "Other Subtractions from Income.") If your federal adjusted gross income includes a deduction for any accrued OID that you have already subtracted for Arizona purposes, you must make an addition to Arizona income for the amount of deferred OID deducted on your federal return. Generally, this addition will not apply until taxable year 2014 through 2018. However, if you were required to accelerate reporting of the DOI income for federal purposes and were allowed to deduct accrued OID attributable to that income on a return filed for a year prior to 2014, this addition may apply to an earlier year. On line B11, enter the amount of any previously deferred OID that you deducted in computing your 2010 federal adjusted gross income, to the extent that the amount was previously subtracted from Arizona gross income.

S. Early Withdrawal of Arizona, County, City, or School Retirement System Contributions

If you meet all of the following, you must enter an amount here.

1. You left your job with the State of Arizona or an Arizona county, city, or school district for reasons other than retirement.
2. When you left, you took out the contributions you had made to the retirement system while employed.
3. You deducted these contributions on your Arizona income tax returns that you filed for prior years.
4. You did not include these contributions in your federal adjusted gross income this year.

If you meet all these tests, you must report as income those contributions previously deducted on your prior years' Arizona tax returns.

For details, see Arizona Department of Revenue Income Tax Ruling *ITR 93-7*.

T. Other Adjustments

Other special adjustments may be necessary. You may need to make an addition for depreciation or amortization. You may also need to make an addition if you claimed certain tax credits. Call one of the numbers listed on the back cover if any of the following apply.

- You are a qualified defense contractor that elected to amortize under Arizona Revised Statutes section 43-1024.
- You sold or disposed of property that was held for the production of income and your basis was computed under the Arizona Income Tax Act of 1954.
- You claimed the environmental technology facility credit.
- You claimed the pollution control credit.
- You claimed the recycling equipment credit.
- You claimed the agricultural pollution control equipment credit.
- You elected to amortize the basis of a pollution control device or the cost of a child care facility under Arizona law in effect before 1990. You are still deducting amortization or depreciation for that device or facility on your federal income tax return.

Line B12 - Total Additions

Add lines B6 through B11. Enter the total on line B12 and on the front of your return on line 13.

Subtractions From Income

You may only subtract those items for which statutory authority exists. Without such authority you cannot take a subtraction. If you have any questions concerning subtractions from income, call one of the numbers listed on the back cover.

NOTE: *You may not subtract any amount that is allocable to income excluded from your Arizona taxable income.*

Line C13 - Exemption: Age 65 or Over

Multiply the number in box 8 on the front of your return by \$2,100 and enter the result.

Line C14 - Exemption: Blind

Multiply the number in box 9 on the front of your return by \$1,500 and enter the result.

Line C15 - Exemption: Dependents

Multiply the number in box 10 on the front of your return by \$2,300 and enter the result.

Line C16 - Exemption: Qualifying Parents and Ancestors of Your Parents

Multiply the number in box 11 on the front of your return by \$10,000 and enter the result.

Line C17 - Total

Add lines C13 through C16 and enter the total. If you have no other subtractions from income, skip lines C18 through C30 and enter this total on Form 140, page 1, line 15.

Line C18 - Interest on U.S. Obligations

Enter the amount of interest income from U.S. Government obligations included as income on your federal return. U.S. Government obligations include obligations such as savings bonds and treasury bills. You cannot deduct any interest or other related expenses incurred to purchase or carry the obligations. If such expenses are included in your Arizona gross income, you must reduce the subtraction by such expenses. If you are itemizing deductions on your Arizona return, you must exclude such expenses from the amount deducted.

NOTE: Do not subtract interest earned on FNMA or GNMA bonds since this interest is taxable by Arizona. For details, see the department's income tax ruling, ITR 06-1.

Do not subtract any amount received from a qualified pension plan that invests in U.S. Government obligations. Do not subtract any amount received from an IRA that invests in U.S. Government obligations. These amounts are not interest income. For details, see Arizona Department of Revenue Income Tax Rulings ITR 96-2 and ITR 96-3.

Line C19 - Exclusion for U.S. Government, Arizona State or Local Government Pensions

If you receive pension income from any of the sources listed below, subtract the amount you received or \$2,500, whichever is less. Include only the amount you reported as income on your federal return. If both you and your spouse receive such pension income, each spouse may subtract the amount received or \$2,500, whichever is less.

Public pensions from the following sources qualify for this subtraction.

- The United States Government Service Retirement and Disability Fund
- The United States Foreign Service Retirement and Disability System
- Retired or retainer pay of the uniformed services of the United States
- Any other retirement system or plan established by federal law

NOTE: This applies only to those retirement plans authorized and enacted into the U.S. Code. This does not apply to a retirement plan that is only regulated by federal law (i.e., plans which must meet certain federal criteria to be qualified plans).

- The Arizona State Retirement System
- The Arizona State Retirement Plan
- The Corrections Officer Retirement Plan
- The Public Safety Personnel Retirement System
- The Elected Officials' Retirement Plan
- A retirement plan established for employees of a county, city, or town in Arizona

- An optional retirement program established by the Arizona Board of Regents under Arizona Revised Statutes
- An optional retirement program established by an Arizona community college district.

NOTE: Public retirement pensions from states other than Arizona do not qualify for this subtraction.

Line C20 - Arizona Lottery Winnings

You may subtract up to \$5,000 of winnings received in 2010 for Arizona lottery prizes.

If you subtract Arizona lottery winnings here, you may have to adjust the amount of gambling losses claimed as an itemized deduction. See instructions for Form 140 Schedule A, *Itemized Deduction Adjustments*.

Line C21 - U.S. Social Security Benefits or Railroad Retirement Benefits

Arizona does not tax social security benefits received under Title II of the Social Security Act. Arizona does not tax railroad retirement benefits received from the Railroad Retirement Board under the Railroad Retirement Act. If you included such social security or railroad retirement benefits as income on your federal return, use line C21 to subtract this income.

NOTE: Enter only the taxable amount (the amount that was subject to federal tax). Do not include any amount that was not subject to federal income tax.

See Arizona Department of Revenue Income Tax Ruling ITR 96-1 for more information about railroad retirement benefits.

Line C22 - Recalculated Arizona Depreciation

Enter the total amount of depreciation allowable pursuant to IRC § 167(a) for the taxable year calculated as if you had elected not to claim bonus depreciation for eligible properties for federal purposes.

Line C23 - Certain Wages of American Indians

Enrolled members of American Indian tribes may subtract wages earned while living and working on their tribe's reservation. The federal government must recognize these tribes.

For more information, see Arizona Department of Revenue Income Tax Ruling ITR 96-4.

Line C24 - Income Tax Refund from Other States

You may subtract income tax refunds received from other states if both of the following apply.

1. You reported the refund as income on your federal return.
2. You did not deduct the taxes paid to the other state as an itemized deduction on a prior year Arizona return.

Line C25 - Deposits and Employer Contributions Into MSAs

Deposits Made Into Your MSA

If you have a medical savings account (MSA), you may be able to subtract deposits made into that MSA. Make an entry here if all of the following apply.

1. You have an MSA that qualifies as an MSA under Arizona law, but not federal law.
2. Either you or your employer made deposits into that MSA during the tax year.

3. You had to include the deposits in income on your federal income tax return.

Enter the amount of the MSA deposits that you had to include in your federal adjusted gross income.

Employer Contributions Made to Employee MSAs

If you are an employer, you may subtract the amount contributed to your employees' MSAs that are established under Arizona law. You can subtract these contributions only to the extent not deductible for federal income tax purposes. Enter these contributions here.

Line C26 - Construction of an Energy Efficient Residence

For taxable years beginning from and after December 31, 2001, through December 31, 2010, Arizona law allows a subtraction for an energy efficient residence. The subtraction is allowed for selling one or more new energy efficient residences located in Arizona. The subtraction is equal to 5% of the sales price excluding commissions, taxes, interest, points, and other brokerage, finance and escrow charges. The subtraction cannot exceed \$5,000 for each new qualifying residence.

The taxpayer that builds the new residence may claim the subtraction when the taxpayer first sells the residence. However, the seller may elect to transfer the subtraction to the buyer.

For more information, see Arizona Department of Revenue Income Tax Procedure *ITP 02-1*.

Enter the number of residences for which you are claiming a subtraction on line C26a, then enter the amount of the subtraction on line C26. Also enter the number on line C26a on Form 140, page 1, line 151.

Line C27 - Pay Received for Active Service as a Member of the Reserves, National Guard or the U.S. Armed Forces

Starting with 2006, members of the U.S. armed forces may subtract pay received for active duty military service. On line C27, enter the amount of that income included in your federal adjusted gross income.

Starting with 2007, members of the reserves or the National Guard may subtract pay received for active service as a reservist or as a National Guard member. This includes pay received for weekend or two-week training periods. On line C27, enter the amount of that income included in your federal adjusted gross income.

NOTE: *You may not subtract pay received for active duty service as a member of the U.S. Public Health Service or NOAA. The department has issued a ruling on this issue. This ruling is ITR 10-1. To see this ruling, visit our web site at www.azdor.gov and click on legal research and then click on rulings.*

Line C28 – Net Operating Loss Adjustment

NOTE: *This subtraction applies to only those individuals who made an election under the special federal net operating loss rules for 2008 and 2009. Under the special rules for 2008 and 2009, you could have elected to carry the net operating loss back for 3, 4 or 5 years, instead of the normal 2 years. This election would have been allowed under I.R.C. § 172(b)(1)(h) as amended by the American Recovery and Reinvestment Act of 2009 or the Worker, Homeownership, and Business Assistance Act of 2009.*

Arizona did not adopt the special federal net operating loss rules for losses incurred during 2008 or 2009. For Arizona purposes, you must deduct a net operating loss as if the loss was computed under I.R.C. § 172 in effect prior to the enactment of those special rules. If you made an election to deduct your 2008 or 2009 federal net operating loss under I.R.C. § 172(b)(1)(h), you may have to enter an amount here. Figure how much of the net operating loss carry forward would have been allowed as a deduction on your 2010 federal income tax return, if the election described in I.R.C. § 172(b)(1)(h) had not been made in the year of the loss. On line C28, enter the amount that exceeds the actual net operating loss carry forward that was deducted in arriving at federal adjusted gross income.

Line C29 - Other Subtractions from Income

Use line C29 if any of the following special circumstances apply. Attach your own schedule to the back of your return explaining any amounts entered here.

A. Previously Reported Gain on Decedent's Installment Sale

Prior Arizona law required acceleration of any unrecognized installment sale gain upon the death of a taxpayer. However, this acceleration could have been avoided by the posting of a bond. If acceleration was required, your federal adjusted gross income may include installment sale amounts already recognized on a decedent's final Arizona return. If your federal adjusted gross income includes such amounts, you may subtract that portion of the gain included on your federal return.

B. Fiduciary Adjustment

A fiduciary uses Form 141AZ, Schedule K-1 to report to you your share of the fiduciary adjustment from the trust or estate.

Line 3 of Form 141AZ, Schedule K-1 shows your share of the fiduciary adjustment from the estate or trust. If the amount reported on line 3 of your Arizona Form 141AZ, Schedule K-1, is a negative number, enter that amount as a subtraction. Enter the subtraction on line C29.

If the amount reported on line 3 of your Arizona Form 141AZ, Schedule K-1, is a positive number, enter that amount as an addition. Enter the addition on line B11.

C. Partnership Income

Use this adjustment if your Arizona Form 165, Schedule K-1, shows a difference between federal and state distributable income.

If the difference reported on your Arizona Form 165, Schedule K-1, is a negative number, enter that difference as a subtraction. Enter the subtraction on line C29.

If the difference reported on your Arizona Form 165, Schedule K-1, is a positive number, enter that difference as an addition. Enter the addition on line B11.

D. Federally Taxable Arizona Municipal Interest

Enter the amount of any interest income received on obligations of the State of Arizona, or any political subdivisions of Arizona, that is included in your Arizona gross income. Do not enter any Arizona municipal interest that is exempt from federal taxation and not included in your federal adjusted gross income.

E. Adoption Expenses

You may take this subtraction only in the year the final adoption order is granted. Enter the lesser of the total of the following adoption expenses or \$3,000. When figuring your subtraction, you may include expenses incurred in prior years.

The following expenses are qualified adoption expenses.

1. Nonreimbursed medical and hospital costs.
2. Adoption counseling.
3. Legal and agency fees.
4. Other nonrecurring costs of adoption.

If filing separately, you may take the entire subtraction, or you may divide the subtraction with your spouse. However, the total subtraction taken by both you and your spouse cannot exceed \$3,000.

F. Qualified Wood Stove, Wood Fireplace, or Gas Fired Fireplace

Arizona law provides a subtraction for converting an existing fireplace to a qualified wood stove, qualified wood fireplace, or gas fired fireplace and non-optional equipment directly related to its operation. You may subtract up to \$500 of the costs incurred for converting an existing fireplace to a qualified wood stove, qualified wood fireplace, or gas fired fireplace on your property located in Arizona. When you figure your subtraction, do not include taxes, interest, or other finance charges.

A qualified wood stove or a qualified wood fireplace is a residential wood heater that was manufactured on or after July 1, 1990, or sold at retail on or after July 1, 1992. The residential wood heater must also meet the U.S. Environmental Protection Agency's July 1990 particulate emissions standards.

A qualified gas fired fireplace is any device that burns natural or liquefied petroleum gas as its fuel through a burner system that is permanently installed in the fireplace. The conversion of an existing wood burning fireplace to noncombustible gas logs that are permanently installed in the fireplace also qualifies as a gas fired fireplace.

G. Claim of Right Adjustment for Amounts Repaid in Prior Taxable Years

You must make an entry here if **all** of the following apply.

1. During a year prior to 2010 you were required to repay amounts held under a claim of right.
2. You computed your tax for that prior year under Arizona's claim of right provisions.
3. A net operating loss or capital loss was established due to the repayment made in the prior year.
4. You are entitled to take that net operating loss or capital loss carryover into account when computing your 2010 Arizona taxable income.
5. The amount of the loss carryover allowed to be taken into account for Arizona purposes is more than the amount included in your federal income.

Enter the amount by which the loss carryover allowed for the taxable year under Arizona law is more than the amount included in your federal adjusted gross income.

H. Certain Expenses Not Allowed for Federal Purposes

You may subtract some expenses that you cannot deduct on your federal return when you claim certain federal tax credits. These federal tax credits are:

- The federal work opportunity credit
- The empowerment zone employment credit
- The credit for employer-paid social security taxes on employee cash tips
- The Indian employment credit

If you received any of the above federal tax credits for 2010, enter the portion of wages or salaries you paid or incurred during the taxable year equal to the amount of those federal tax credits you received.

I. Qualified State Tuition Program Distributions

If you are a beneficiary of a qualified state tuition program, you may subtract some of the amount distributed from the program for qualified education expenses. Enter the amount of the distribution that you had to include in your federal adjusted gross income. A qualified state tuition program is a program that meets the requirements of I.R.C. § 529.

J. Subtraction for World War II Victims

You may subtract distributions made to you for your persecution or the persecution of your ancestors by Nazi Germany or any other Axis regime for racial, religious or political reasons. If you are the first recipient of such distributions, enter the amount of the distributions that you had to include in your federal adjusted gross income.

You may also subtract items of income that are attributable to, derived from or related to assets that were stolen or hidden from or lost to you if you were persecuted by Nazi Germany or any other Axis regime for racial, religious or political reasons before, during or immediately after World War II. If you are the first recipient of such income, enter the amount of income that you had to include in your federal adjusted gross income.

K. Installment Sale Income from Another State Taxed by the Other State in a Prior Taxable Year

You may subtract income from an installment sale if **both** of the following apply:

1. The income from the sale is subject to Arizona income tax in 2010; and
2. You paid income tax to another state on that income in a **prior** tax year.

Enter the amount of such income that you included in your Arizona gross income for 2010.

Do not enter any amount that is subject to tax by both Arizona and another state in 2010. In this case, you may be eligible for a tax credit. See Form 309 for details.

L. Agricultural Crops Given to Arizona Charities

Arizona law allows a subtraction for qualified crop gifts made during 2010 to one or more charitable organizations. To take this subtraction, you must be engaged in the business of farming or processing agricultural crops. The crop must be grown in Arizona. You must make your gift to a charitable organization located in Arizona that is exempt from Arizona income tax.

The subtraction is the larger of 80% of the wholesale market price or 80% of the most recent sale price for the contributed crop.

To determine if your crop gift qualifies for this subtraction, see Arizona Department of Revenue Income Tax Procedure *ITP 93-2*.

M. Basis Adjustment for Property Sold or Otherwise Disposed of During the Taxable Year

With respect to property that is sold or otherwise disposed of during the taxable year by a taxpayer who has complied with the requirement to add back all depreciation with respect to that property on tax returns for all taxable years beginning from and after December 31, 1999, enter the amount of depreciation that has been allowed pursuant to I.R.C. § 167(a) to the extent that the amount has not already reduced Arizona taxable income in the current or prior years. (Note: The practical effect of this is to allow a subtraction for the difference in basis for any asset for which bonus depreciation has been claimed on the federal return.)

N. Adjustment for IRC § 179 Expense Not Allowed

Enter 20% of the amount entered on line B10. This same amount can also be subtracted in each of the following four taxable years, effectively amortizing the difference in treatment over five years. If you made an addition for IRC § 179 expense on your, 2006, 2007, 2008 and/or 2009 return, also enter 20% of the amount added for 2006, 2007, 2008 and/or 2009.

O. Contributions to 529 College Savings Plans

For taxable years 2008 through 2012, you may subtract amounts you contribute to 529 college savings plans during the taxable year. You may subtract the amount you contributed during the year up to a total of \$750 (\$1,500 for a married couple filing a joint return). If you are married filing separate returns, either you or your spouse may take the subtraction, or you may divide it between you, but the total taken by both of you cannot be more than \$1,500.

If you contribute more than \$750 (\$1,500 if married) during the year, your total subtraction is still limited to \$750 (\$1,500 if you are married). For example, Jorge and Kate are married and have two children. During 2010, Jorge and Kate, contributed \$1,500 to a 529 plan for Child 1 and \$1,500 to a 529 plan for Child 2. Even though Jorge and Kate contributed a total of \$3,000 during 2010, they may subtract only \$1,500 on their 2010 return.

You may take a subtraction for a contribution that you made during 2010, to a plan that existed before 2010. You may take a subtraction for a contribution that you made during 2010, to a plan established in another state. You may take a subtraction for a contribution that you made in 2010, to any 529 college savings plan. This could be a plan established for a child, grandchild, niece, nephew, or any other person for whom a plan has been established.

You cannot take a subtraction for an amount transferred from one college savings plan to a different college savings plan (a rollover).

P. Previously Deferred Discharge of Indebtedness (DOI) Income Adjustment

Generally, when a loan is settled for less than the amount owed, DOI income is realized by the debtor and usually must be included in the debtor's gross income. The amount of DOI income is generally equal to the amount of loan forgiveness. DOI income also occurs when a debtor repurchases his or her own debt at a discount (a price lower than the adjusted basis issue price of the debt instrument). In debt repurchase transactions, the amount of DOI income is generally equal to the difference between the adjusted issue price and the price paid for the debt instrument.

For federal purposes, a taxpayer may have made a special election for taxable years 2009 or 2010 to include DOI income in connection with the reacquisition of a business debt instrument, ratably over a 5 year period. A taxpayer that made this election will generally include this income in federal adjusted gross income beginning with the 2014 taxable year. A taxpayer would have made the federal election under I.R.C. § 108(i) as added by the American Recovery and Reinvestment Act of 2009.

Arizona did not adopt the special federal DOI income deferral provisions for the 2009 or 2010 taxable year. For Arizona purposes, if you made the federal election to defer the inclusion of DOI income under I.R.C. § 108(i), you were required to add the amount of deferred DOI income to Arizona income for the year for which you made the

election. (See the instructions for "Other Additions to Income.") If you made the required addition to Arizona income on the Arizona return filed for the year in which you reacquired the debt instrument (2009 or 2010), Arizona will not tax that DOI income twice. In the year in which you include that deferred DOI income in your federal adjusted gross income, you may take a subtraction for the amount included for that year. Usually this subtraction will apply to taxable years 2014 through 2018. However, if you had to accelerate the deferral for federal purposes, this subtraction may apply to a taxable year prior to 2014. On line C29, enter the amount of previously deferred DOI income that you included in your federal adjusted gross income for the current taxable year to the extent that the amount was previously added to your Arizona income.

Q. Original Issue Discount (OID) on Reacquisition of Debt Instrument

For federal purposes, when a taxpayer made the special election to defer DOI income under I.R.C. § 108(i) (see letter "P" above), the taxpayer was not allowed to take a deduction with respect to the portion of any OID that accrued with respect to that DOI income, during the income deferral period. In this case, the taxpayer must deduct the aggregate amount of the OID deductions disallowed ratably over a 5 year period, beginning with the period in which the income is includible in federal adjusted gross income.

Arizona did not adopt the federal provisions requiring a taxpayer to defer the OID deduction in cases where the taxpayer federally deferred the DOI income under I.R.C. § 108(i). For Arizona purposes, you were required to add the amount of deferred DOI income to Arizona income on the return filed for the year in which you reacquired the debt instrument. Since Arizona is taxing the federally deferred DOI income for 2009 or 2010 on your 2009 or 2010 Arizona return, you may subtract the amount of OID that accrued during the taxable year with respect to that DOI income. On line C29, enter the amount of any OID that was deferred and not allowed to be deducted in computing your federal adjusted gross income for 2010 under I.R.C. § 108(i).

R. Other Adjustments

Other special adjustments may be necessary. Call one of the numbers listed on the back cover if any of the following apply.

- You are a qualified defense contractor that elected to amortize under Arizona Revised Statutes section 43-1024.
- You sold or disposed of property that was held for the production of income and your basis was computed under the Arizona Income Tax Act of 1954.
- You were an Arizona resident before December 31, 1975, and you are receiving IRA distributions from your IRA account to which you made contributions before December 31, 1975.
- You were an Arizona resident before December 31, 1975, and you are receiving distributions from your qualified self-employment retirement plan to which you made contributions before December 31, 1975.
- You deferred exploration expenses determined under Internal Revenue Code section 617 in a taxable year ending before January 1, 1990, and you have not previously taken a subtraction for those expenses.

Line C30 - Total Subtractions

Add lines C17 through C29. Enter the total here and on the front of your return on line 15.

Line D31 - Last Name(s) Used in Prior Years

Use line D31 if the last name that you are using on this return is not the same as the last name you used on returns filed for the last 4 years. On line D31, enter any other last name(s) that you used when filing your return during the last 4 years.

Totaling Your Income

Line 12 - Federal Adjusted Gross Income

You must complete your federal return before you enter an amount on line 12. You must complete a 2010 federal return to determine your federal adjusted gross income even if not filing a federal return.

Arizona uses federal adjusted gross income as a starting point to determine Arizona taxable income. Your federal adjusted gross income is your Arizona gross income.

NOTE: Be sure to use your federal adjusted gross income and not your federal taxable income.

If the amount on line 12 is more than \$75,000 (\$150,000 if filing a joint return), you may need to make estimated payments. See "Do You Need to Make Estimated Payments" instructions on page 4.

Line 13 - Additions to Income

Enter the amount from line B12, page 2, of your return.

Line 15 - Subtractions From Income

Enter the amount from page 2, line C17 or line C30.



Figuring Your Tax

Line 17 - Itemized or Standard Deductions

You must decide whether to take the standard deduction or to itemize your deductions. Your Arizona income tax will be less if you take the larger of your standard deduction or your itemized deductions.

e-file When you **e-File**, the software completes the math for you.

Your Standard Deduction

If you take the standard deduction, check box 17S.

If your filing status is:	Your standard deduction is:
• Single	\$4,677
• Married filing separately	\$4,677
• Married filing jointly	\$9,354
• Head of household	\$9,354

Your Itemized Deductions

You may claim itemized deductions on your Arizona return even if you take a standard deduction on your federal return. For the most part, you may claim those deductions allowable as itemized deductions under the Internal Revenue Code. In some cases, the amount allowed for some deductions may not be the same as the amount allowable for federal purposes. You may have to adjust the amounts shown on your completed federal Form 1040, Schedule A. See Form 140 Schedule A, *Itemized Deduction Adjustments* to figure if you have to make any adjustments.

To figure your itemized deductions, you must complete a federal Form 1040, Schedule A. Then, if required, complete Form 140 Schedule A, *Itemized Deduction Adjustments*. If you do not have to complete Form 140 Schedule A, *Itemized Deduction Adjustments*, enter the amount from federal Form 1040, Schedule A, on Form 140, line 17.

NOTE: If you itemize, you must attach a copy of the completed federal Schedule A to your Arizona return. If itemizing, check box 17I.

Line 18 - Personal Exemptions

The amount you may claim as a personal exemption depends on your filing status. If married, the amount you may claim as a personal exemption also depends on whether you or your spouse claim dependents. You may use the chart below to figure your personal exemption. If married, you may also use Form 202 to figure your personal exemption.

Personal Exemption Chart	
If you checked filing status:	Enter:
• Single (Box 7)	\$2,100
• Married filing joint return (Box 4) and claiming no dependents (Box 10)	\$4,200
• Married filing joint return (Box 4) and claiming at least one dependent (Box 10 excluding persons listed on Page 2, line A3a)	\$6,300
• Head of household and you are not married (Box 5)	\$4,200
• Head of household and you are a married person who qualifies to file as head of household (Box 5)	\$3,150, Or Complete Form 202 <i>Personal Exemption Allocation Election</i> .
• Married filing separately (Box 6) with neither spouse claiming any dependents (Box 10)	\$2,100, Or Complete Form 202 <i>Personal Exemption Allocation Election</i> .
• Married filing separately (Box 6) with one spouse claiming at least one dependent (Box 10 excluding persons listed on Page 2, line A3a)	\$3,150, Or Complete Form 202 <i>Personal Exemption Allocation Election</i> .

A married couple who does not claim any dependents may take one personal exemption of \$4,200. If the husband and wife file separate returns, either spouse may take the entire \$4,200 exemption, or the spouses may divide the \$4,200 between them. You and your spouse must complete Form 202 if either you or your spouse claim a personal exemption of more than \$2,100. If you and your spouse do not complete Form 202, you may take an exemption of only \$2,100 (one-half of the total \$4,200).



Resident Personal Income Tax Return

OR FISCAL YEAR BEGINNING [M,M,D,D,Y,Y,Y,Y] AND ENDING [M,M,D,D,Y,Y,Y,Y]

66

82F [] Check box 82F if filing under extension

ONE STAPLE. NO TAPE.

You must enter your SSN(s).

Personal information section including name, address, and phone numbers.

Filing Status section with options for Married, Head of household, etc.

Exemptions section with checkboxes for Age 65 or over, Blind, etc.

Main tax calculation table with lines 12 through 41, including income, deductions, and tax due.

Voluntary Gifts to section with sub-sections for Citizens Clean Elections, I Didn't Pay Enough Fund, etc.

Final tax calculation and payment section including lines 53 through 58, refund information, and amount owed.

PART A: Dependents and Qualifying Parents - do not list yourself or spouse

If completing Part A, also complete Part C, lines C15 and/or C16 and C17.

A1 List children and other dependents. If more space is needed, attach a separate sheet.

FIRST AND LAST NAME	SOCIAL SECURITY NO.	RELATIONSHIP	NO. OF MONTHS LIVED IN YOUR HOME IN 2010

A2 Enter total number of persons listed in A1 here and on the front of this form, box 10; also complete Part C below..... TOTAL **A2**

A3 a Enter the names of the dependents listed above who do not qualify as your dependent on your federal return:

--

b Enter dependents listed above who were not claimed on your federal return due to education credits:

--

A4 List qualifying parents and ancestors of your parents. If more space is needed, attach a separate sheet.

You cannot list the same person here and also on line A1. For information on who is a qualifying parent or ancestor of your parents, see page 6 of the instructions.

FIRST AND LAST NAME	SOCIAL SECURITY NO.	RELATIONSHIP	NO. OF MONTHS LIVED IN YOUR HOME IN 2010

A5 Enter total number of persons listed in A4 here and on the front of this form, box 11 TOTAL **A5**

PART B: Additions to Income

B6 Non-Arizona municipal interest	B6	00
B7 Ordinary income portion of lump-sum distributions excluded on your federal return	B7	00
B8 Total federal depreciation. Also see the instructions for line C22	B8	00
B9 Medical savings account (MSA) distributions. See page 7 of the instructions	B9	00
B10 I.R.C. §179 expense in excess of allowable amount. Also see the instructions for line C29	B10	00
B11 Other additions to income. See instructions and attach your own schedule	B11	00
B12 Total. Add lines B6 through B11. Enter here and on the front of this form, line 13	B12	00

PART C: Subtractions from Income

C13 Exemption: Age 65 or over. Multiply the number in box 8, page 1, by \$2,100	C13	00
C14 Exemption: Blind. Multiply the number in box 9, page 1, by \$1,500	C14	00
C15 Exemption: Dependents. Multiply the number in box 10, page 1, by \$2,300	C15	00
C16 Exemption: Qualifying parents and ancestors of your parents. Multiply the number in box 11, page 1, by \$10,000	C16	00
C17 Total exemptions: Add lines C13 through C16. If you have no other subtractions from income, skip lines C18 through C30 and enter the amount on line C17 on Form 140, Page 1, line 15	C17	00
C18 Interest on U.S. obligations such as U.S. savings bonds and treasury bills.....	C18	00
C19 Exclusion for federal, Arizona state or local government pensions (up to \$2,500 per taxpayer).....	C19	00
C20 Arizona state lottery winnings included as income on your federal return (up to \$5,000 only)	C20	00
C21 U.S. Social Security or Railroad Retirement Act benefits included as income on your federal return (the taxable amount) ...	C21	00
C22 Recalculated Arizona depreciation	C22	00
C23 Certain wages of American Indians.....	C23	00
C24 Income tax refund from other states. See instructions	C24	00
C25 Deposits and employer contributions into MSAs. See page 11 of the instructions.....	C25	00
C26 Construction of an energy efficient residence. See page 12 of the instructions. Enter the number then amount C26a 	C26	00
C27 Pay received for active service as a member of the reserves, national guard or the U.S. armed forces.....	C27	00
C28 Net operating loss adjustment. See instructions before you enter any amount here	C28	00
C29 Other subtractions from income. See instructions and attach your own schedule	C29	00
C30 Total: Add lines C17 through C29. Enter here and on the front of this form, line 15	C30	00

Part D: Last Name(s) Used in Prior Years – if different from name(s) used in current year

D31 _____

PLEASE SIGN HERE	I have read this return and any attachments with it. Under penalties of perjury, I declare that to the best of my knowledge and belief, they are true, correct and complete. Declaration of preparer (other than taxpayer) is based on all information of which preparer has any knowledge.		
	→ YOUR SIGNATURE _____	DATE _____	OCCUPATION _____
	→ SPOUSE'S SIGNATURE _____	DATE _____	SPOUSE'S OCCUPATION _____
	PAID PREPARER'S SIGNATURE _____	DATE _____	FIRM'S NAME (PREPARER'S IF SELF-EMPLOYED) _____
	PAID PREPARER'S TIN _____	PAID PREPARER'S ADDRESS _____	PAID PREPARER'S PHONE NO. () _____



Resident Personal Income Tax Return

OR FISCAL YEAR BEGINNING [M,M,D,D,Y,Y,Y,Y] AND ENDING [M,M,D,D,Y,Y,Y,Y]

66

82F [] Check box 82F if filing under extension

ONE STAPLE. NO TAPE.

You must enter your SSN(s).

Personal information section including name, address, and SSN fields.

Filing Status section with options for Married, Head of household, etc.

Exemptions section with checkboxes for Age 65 or over, Blind, etc.

Main tax calculation table with lines 12 through 41, including income, deductions, and tax due.

Voluntary Gifts section (lines 42-52) listing various charities and their amounts.

Final tax calculation section (lines 53-58) including refundable credits, amount owed, and payment instructions.

PART A: Dependents and Qualifying Parents - do not list yourself or spouse

If completing Part A, also complete Part C, lines C15 and/or C16 and C17.

A1 List children and other dependents. If more space is needed, attach a separate sheet.

FIRST AND LAST NAME	SOCIAL SECURITY NO.	RELATIONSHIP	NO. OF MONTHS LIVED IN YOUR HOME IN 2010

A2 Enter total number of persons listed in A1 here and on the front of this form, box 10; also complete Part C below..... TOTAL **A2**

A3 a Enter the names of the dependents listed above who do not qualify as your dependent on your federal return:

--

b Enter dependents listed above who were not claimed on your federal return due to education credits:

--

A4 List qualifying parents and ancestors of your parents. If more space is needed, attach a separate sheet.

You cannot list the same person here and also on line A1. For information on who is a qualifying parent or ancestor of your parents, see page 6 of the instructions.

FIRST AND LAST NAME	SOCIAL SECURITY NO.	RELATIONSHIP	NO. OF MONTHS LIVED IN YOUR HOME IN 2010

A5 Enter total number of persons listed in A4 here and on the front of this form, box 11 TOTAL **A5**

PART B: Additions to Income

B6 Non-Arizona municipal interest	B6	00
B7 Ordinary income portion of lump-sum distributions excluded on your federal return	B7	00
B8 Total federal depreciation. Also see the instructions for line C22	B8	00
B9 Medical savings account (MSA) distributions. See page 7 of the instructions	B9	00
B10 I.R.C. §179 expense in excess of allowable amount. Also see the instructions for line C29	B10	00
B11 Other additions to income. See instructions and attach your own schedule	B11	00
B12 Total. Add lines B6 through B11. Enter here and on the front of this form, line 13	B12	00

PART C: Subtractions from Income

C13 Exemption: Age 65 or over. Multiply the number in box 8, page 1, by \$2,100	C13	00
C14 Exemption: Blind. Multiply the number in box 9, page 1, by \$1,500	C14	00
C15 Exemption: Dependents. Multiply the number in box 10, page 1, by \$2,300	C15	00
C16 Exemption: Qualifying parents and ancestors of your parents. Multiply the number in box 11, page 1, by \$10,000	C16	00
C17 Total exemptions: Add lines C13 through C16. If you have no other subtractions from income, skip lines C18 through C30 and enter the amount on line C17 on Form 140, Page 1, line 15	C17	00
C18 Interest on U.S. obligations such as U.S. savings bonds and treasury bills	C18	00
C19 Exclusion for federal, Arizona state or local government pensions (up to \$2,500 per taxpayer)	C19	00
C20 Arizona state lottery winnings included as income on your federal return (up to \$5,000 only)	C20	00
C21 U.S. Social Security or Railroad Retirement Act benefits included as income on your federal return (the taxable amount) ..	C21	00
C22 Recalculated Arizona depreciation	C22	00
C23 Certain wages of American Indians	C23	00
C24 Income tax refund from other states. See instructions	C24	00
C25 Deposits and employer contributions into MSAs. See page 11 of the instructions	C25	00
C26 Construction of an energy efficient residence. See page 12 of the instructions. Enter the number then amount C26a 	C26	00
C27 Pay received for active service as a member of the reserves, national guard or the U.S. armed forces	C27	00
C28 Net operating loss adjustment. See instructions before you enter any amount here	C28	00
C29 Other subtractions from income. See instructions and attach your own schedule	C29	00
C30 Total: Add lines C17 through C29. Enter here and on the front of this form, line 15	C30	00

Part D: Last Name(s) Used in Prior Years – if different from name(s) used in current year

D31

PLEASE SIGN HERE	I have read this return and any attachments with it. Under penalties of perjury, I declare that to the best of my knowledge and belief, they are true, correct and complete. Declaration of preparer (other than taxpayer) is based on all information of which preparer has any knowledge.		
	YOUR SIGNATURE _____	DATE _____	OCCUPATION _____
	SPOUSE'S SIGNATURE _____	DATE _____	SPOUSE'S OCCUPATION _____
	PAID PREPARER'S SIGNATURE _____	DATE _____	FIRM'S NAME (PREPARER'S IF SELF-EMPLOYED) _____
	PAID PREPARER'S TIN _____	PAID PREPARER'S ADDRESS _____	PAID PREPARER'S PHONE NO. _____

ARIZONA SCHEDULE

A

Itemized Deduction Adjustments

For Full-Year Residents Filing Form 140

2010

Attach to your return.

Your Name as shown on Form 140	Your Social Security Number
Spouse's Name as shown on Form 140	Spouse's Social Security Number

To itemize on your Arizona return, you must first complete a federal Schedule A. Use Form 140, Schedule A, to adjust the amount shown on the federal Schedule A. Complete Form 140, Schedule A, **only if you are making changes** to the amount shown on the federal Schedule A. *See instructions for details.*

Adjustment to Medical and Dental Expenses

1	Medical and dental expenses		00
2	Amount of medical savings account (MSA) distributions used to pay qualified medical expenses included on line 1.....		00
3	Medical expenses allowed to be taken as a federal itemized deduction.....		00
4	Add line 2 and line 3, and enter the result.....		00
5	If line 1 is the same as or more than line 4, subtract line 4 from line 1; otherwise, go to line 6	5	00
6	If line 4 is more than line 1, subtract line 1 from line 4	6	00

Adjustment to Interest Deduction

7	If you received a federal credit for interest paid on mortgage credit certificates (from federal Form 8396), enter the amount of mortgage interest you paid for 2010 that is equal to the amount of your 2010 federal credit.....	7	00
---	---	---	----

Adjustment to Gambling Losses

8	Wagering losses allowed as a federal itemized deduction	8	00
9	Total gambling winnings included in your federal adjusted gross income	9	00
10	Arizona lottery subtraction from Form 140, page 2, line C20	10	00
11	Maximum allowable gambling loss deduction: Subtract line 10 from line 9.....	11	00
12	If line 11 is less than line 8, subtract line 11 from line 8; otherwise enter "zero".....	12	00

Adjustment to Charitable Contributions

13	Amount of charitable contributions for which you are taking a credit under Arizona law.....	13	00
14	Haiti earthquake contributions made after January 11, 2010 and before March 1, 2010. See the instructions before you enter any amount here	14	00

Other Adjustments

15	Amount allowed as a federal itemized deduction that relates to income not subject to Arizona tax	15	00
----	--	----	----

Adjusted Itemized Deductions

16	Add the amounts on lines 5, 7 and 14.....	16	00
17	Add the amounts on lines 6, 12, 13 and 15.....	17	00
18	Total federal itemized deductions allowed to be taken on federal return.....	18	00
19	Enter the amount from line 16 above	19	00
20	Add lines 18 and 19.....	20	00
21	Enter the amount from line 17 above	21	00
22	Arizona itemized deductions: Subtract line 21 from line 20. Enter the result here and on Form 140, page 1, line 17.....	22	00

NOTE: You must attach a copy of federal Form 1040, Schedule A, to your return if you itemize your deductions.

2010 Form 140 Schedule A Itemized Deduction Adjustments

Who Should Complete This Form?

You may itemize on your Arizona return, even if you do not itemize on your federal return. But, to itemize on your Arizona return, you must first complete a federal Schedule A. Use Form 140, Schedule A, to adjust the amount shown on the federal Schedule A. Complete Form 140, Schedule A, only if you are making changes to the amount shown on the federal Schedule A.

You must complete Form 140, Schedule A, only if any of the following items apply to you.

1. You are deducting medical and dental expenses.
2. You are claiming a federal credit (from federal Form 8396) for interest paid on mortgage credit certificates.
3. You are deducting gambling losses while taking a subtraction for Arizona lottery winnings.
4. Your deductions claimed on the federal Schedule A include expenses related to income not subject to Arizona tax.
5. You are claiming an Arizona credit for any amount allowed as a charitable contribution.
6. You made a cash gift during 2010 to aid Haiti earthquake victims and you deducted that gift on your 2009 return.

If any of the above items apply to you, complete a federal Form 1040 Schedule A and then complete Form 140 Schedule A, Itemized Deduction Adjustments as instructed below.

Do not complete Form 140, Schedule A, Itemized Deduction Adjustments, if the above items do not apply to you. If you do not have to complete Form 140, Schedule A, *Itemized Deduction Adjustments*, enter the amount from federal Form 1040, Schedule A, on Form 140, page 1, line 17.

Line-by-Line Instructions

Lines 1 through 6

NOTE: Skip lines 1 through 6 if you are **not** deducting medical and dental expenses.

In most cases, the deduction allowed on the Arizona return will be larger than the deduction allowed on the federal return. On your Arizona return, you do not have to reduce your medical expenses by a percentage of your federal adjusted gross income.

Complete lines 1 through 6 if you are deducting medical and dental expenses. In most cases, you may deduct more medical expenses on your Arizona return than you can deduct on your federal return. Complete lines 1 through 6 to deduct those expenses that were less than 7.5% of your federal adjusted gross income. Also complete lines 1 through 6 if you had an MSA.

Line 1

Enter the total of your medical and dental expenses. Do not include any expenses that were paid by insurance or other sources. Do not reduce the amount you enter on line 1 by amounts paid from an MSA.

Do not include insurance premiums you paid through an employer-sponsored health insurance plan (cafeteria plan) unless your employer included the premiums in Box 1 of your Form W-2. Also do not include any other medical and dental expenses paid by the plan unless your employer included the amount paid in Box 1 of your Form(s) W-2. If you are self-employed, do not include any amount that you paid for health insurance that you deducted in computing your federal adjusted gross income.

For details about what types of expenses you may deduct, see federal Form 1040, Schedule A.

Line 2

Enter any amount of medical and dental expenses included on line 1 that were paid from your MSA.

Complete lines 3 through 6 as instructed on the form.

Line 7

NOTE: Skip line 7 if you are **not** claiming a credit for interest paid on mortgage credit certificates on your federal return.

If you claimed this credit on your federal return (using Form 8396), you may deduct the amount of mortgage interest you paid in 2010 that is equal to the amount of that credit. Enter the amount of that interest here.

Lines 8 through 12

NOTE: Skip lines 8 through 12 if you are **not** deducting gambling losses.

You may deduct wagering losses only to the extent of your wagering gains. You must complete lines 8 through 12 if both of the following apply:

1. You took a subtraction for Arizona lottery winnings; and
2. You are claiming a deduction for gambling losses.

Complete lines 8 through 12 as instructed on the form.

Line 13

NOTE: Skip line 13 if you are **not** taking any credit for an amount allowed as a charitable contribution.

You cannot claim both a deduction and a credit for the same charitable contributions. Enter the amount of charitable contributions for which you are taking a credit. If you are claiming a credit on your 2010 return for a contribution made during 2011 (see Arizona Form 323), you must make this adjustment on your 2011 return, even though you are claiming the credit on your 2010 return.

Line 14

If you made a cash gift to help Haiti earthquake victims after January 11, 2010, but before March 1, 2010, you may have to enter an amount here. For federal purposes, you were allowed to treat that gift as if you made it in 2009 rather than 2010. In this case, you would have deducted that gift as a charitable deduction on your 2009 federal income tax return and not your 2010 return.

For Arizona purposes, you should not have deducted that gift on your 2009 return. That gift should be deducted on your 2010 Arizona income tax return. If you included that amount as a deduction on your 2009 federal income tax return, you should have reduced your 2009 Arizona charitable deduction by that amount. If you reduced your 2009 Arizona charitable contribution by the amount of that gift, enter that amount here.

Line 15

You may not deduct any expense that relates to income not subject to Arizona tax. You must complete line 15 if your federal Schedule A includes such expenses. Such expenses include:

1. Interest or other related expenses incurred to purchase or carry U.S. obligations, when the income is not subject to Arizona tax.
2. State taxes paid to other states for prior years if you were not an Arizona resident for that prior year.
3. Employee business expenses that relate to income not subject to Arizona tax.

This list is not all-inclusive. There may be other items included in your federal Schedule A that you cannot deduct on the Arizona return.

Enter the amount of expenses deductible on federal Schedule A that are allocable to income not subject to Arizona income tax.

Lines 16 through 22

Complete lines 16 through 22 as instructed on the form.



Application for Filing Extension For Individual Returns Only

ONE STAPLE. NO TAPE.

OR FISCAL YEAR BEGINNING [M,M,D,D|Y,Y,Y,Y] AND ENDING [M,M,D,D|Y,Y,Y,Y]. [66]

Form fields for personal information: Your First Name and Initial, Last Name, Your Social Security No., Spouse's First Name and Initial, Last Name, Spouse's Social Security No., Present Home Address, Apt. No., Daytime Phone, Home Phone, City, Town or Post Office, State, Zip Code.

You must enter your SSN(s).

REVENUE USE ONLY. DO NOT MARK IN THIS AREA.

Check box 1 if you are a first time Arizona income tax return filer..... 1 []

- Resident Personal Income Tax Forms - Check only one box:
[] 140 [] 140A [] 140EZ [] 140PTC [] 140ET
[] Part-Year Personal Income Tax, Form 140PY
[] Nonresident Personal Income Tax, Form 140NR

All extension requests must be postmarked on or before the original due date of the return, unless the original due date falls on a Saturday, Sunday, or legal holiday. In that case, your request must be postmarked on or before the business day following that Saturday, Sunday, or legal holiday. If you are a calendar year filer, your request for a 2010 filing extension must be postmarked on or before April 18, 2011. An Arizona extension cannot be granted for more than six months beyond the original due date of the return. Arizona will grant an automatic six-month extension to individuals filing Forms 140, 140A, 140EZ, 140NR, 140PY, 140PTC or 140ET. Arizona will accept a valid federal extension for the period covered by the federal extension. This includes the automatic six-month individual federal filing extension.

CHECK ONE BOX: Individual Calendar Year Filers (filing Forms 140, 140A, 140EZ, 140NR, 140PY, 140PTC or 140ET) This is a request for an automatic 6-month filing extension October 17, 2011. Individual Fiscal Year Filers (automatic 6-month extension period) Enter taxable year-end date and 6-month extended due date A federal extension will be used to file this tax return. This form is being used to transmit the Arizona extension payment.

Table with 2 columns: Description and Amount. Rows include: 1 Tax liability for 2010, 2 Arizona income tax withheld during 2010, 3 Arizona estimated tax payments for 2010, 4 Credits you will claim on your 2010 return, 5 Add lines 2 through 4, 6 Balance of Tax, 7 Enter the amount of payment.

IMPORTANT: If you are filing under a federal extension but are making an Arizona extension payment by credit card or electronic payment, do not mail Form 204 to us. We will apply your estimated tax payment to your account. If you are sending a payment with this request, mail to Arizona Department of Revenue, PO Box 29085, Phoenix, AZ 85038-9085. If you are not sending a payment with this request, mail to Arizona Department of Revenue, PO Box 52138, Phoenix, AZ 85072-2138.

2010 Filing Extension For Individuals

Arizona Form 204

Use of Form 204

Leave the paper behind and e-file your Arizona extension request. Visit www.azdor.gov for e-file requirements.

Use Form 204 to apply for an extension of time to file an Arizona Form 140, 140A, 140EZ, 140ET, 140PTC, 140PY, or 140NR.

If you are using Form 204 to request a filing extension for a composite return, enter the partnership's or S corporation's EIN in the area designated for an individual's SSN.

Individuals use this form to apply for an automatic six (6) month extension.

Also use Form 204 to remit an extension payment whether you are requesting an Arizona extension or using a valid federal extension. However, if you are filing under a federal extension, but making an electronic extension payment or making an extension payment using a credit card, you do not need to send in Form 204.

Arizona will accept your federal extension for the period covered by the federal extension.

When to File

For 2010, you must file Form 204 by April 18, 2011 (or by the original due date of your return).

Complete Form 204 to request an automatic six (6) month extension. Mark your envelope "Extension Request."

If you are not sending a payment with your request, mail the request to: Arizona Department of Revenue, PO Box 52138, Phoenix AZ 85072-2138.

If you are sending a payment with this request, mail the request to: Arizona Department of Revenue, PO Box 29085, Phoenix AZ 85038-9085.

The department will not return a copy of the Form 204 to you. Be sure to keep a copy of the completed Form 204.

An extension does not extend the time to pay your income tax. You must still pay your tax liability by April 18 (or by the original due date of your return). If you do not pay at least 90% of the tax liability disclosed by your return by the return's original due date, you will be subject to the extension underpayment penalty. We charge interest from the original due date to the date of payment.

Extension Underpayment Penalty: We impose this penalty if you do not pay at least 90% of the tax liability shown on your return filed under an extension by the return's original due date. The extension underpayment penalty is ½ of 1% (.005) of the tax not paid for each 30 day period or fraction of a 30 day period. We impose this penalty from the original due date of the return until you pay the tax. The extension underpayment penalty cannot exceed 25% of the unpaid tax. If we charge you the extension underpayment penalty, we will not charge you the late payment penalty under Arizona Revised Statutes section 42-1125.D.

Nonresident Aliens

The due date for your Arizona return is not the same as the due date for your federal return. Your Arizona return is due by April 18 even though your federal return is due on June 15. If you want to file your Arizona return after April 18, you must ask for a filing extension. You must file this request by April 18. Arizona will allow up to a 6-month extension.

This will allow you to file your return by October 17, 2011.

If you have a federal 6-month extension, you can file your Arizona return under that extension. If you file using your federal extension, Arizona will also allow you an extra 6 months. Because we will allow only 6 months, the due date for your Arizona return is not the same as the due date for your federal return. In this case, your Arizona return will be due by October 17 even though your federal return will not be due until December 15. If you file your 2010 Arizona calendar return after October 17, 2011, your return will be late.

Making Your Payment

Individuals may make extension payments by check, electronic check, money order, or credit card. Partnerships or S corporations making an extension payment on behalf of nonresidents participating in the filing of a composite return must make those payments by check or money order.

Check or money order

If paying by check or money order, make your check or money order payable to Arizona Department of Revenue. Write your SSN and **2010 extension** on the **front** of your check or money order. Attach your check to the front of Form 204 where shown.

Electronic payment from your checking or savings account

You can make an electronic payment from your checking or savings account to pay your balance due for 2010. There is no fee to use this method. To make an electronic payment, go to www.aztaxes.gov click on the "Make a Payment" link. The "E-Check" option in the "Payment Method" drop-down box will debit the amount from the checking or savings account that you specify. If you make an electronic payment from your checking or savings account, you will receive a confirmation number. **Please keep this confirmation number as proof of payment.**

NOTE: *You may not make an electronic payment from your checking or savings account if the payment will ultimately be coming from a foreign account. In this case, you must pay by check or money order.*

Credit card payment

You can pay with your Visa, MasterCard, Discover, or American Express credit card. Go to www.aztaxes.gov click on the "Make a Payment" link and choose the credit card option. This will take you to a third party vendor site. The provider **will charge** you a convenience fee based on the amount of your tax payment. The service provider will tell you what the fee is during the transaction; you will have the option to continue or cancel the transaction. If you complete the credit card transaction, you will receive a confirmation number. **Please keep this confirmation number as proof of payment.**

Instructions Before Mailing

Make sure that you have completed all the information requested on the **front** of the form.

To avoid an extension underpayment penalty, make sure you pay at least 90% of your Arizona tax liability.

Tax Credits Available

Over 100,000 eligible Arizona families failed to receive thousands of dollars in tax credits because they did not file a tax return. **You may qualify for these special credits when you file your state and federal taxes.**

Tax Year 2010 Earned Income Tax Credit Eligibility Table		
Number of Qualifying Children	Earned Income (less than)	Maximum Credit
0*	\$13,460 (\$18,470 if MFJ)	\$457
1	\$35,535 (\$40,545 if MFJ)	\$3,050
2	\$40,363 (\$45,373 if MFJ)	\$5,036
3 or more	\$43,352 (\$48,362 if MFJ)	\$5,666

*your age 25 - 64

MFJ = Married Filing Jointly

Tax Year 2010 Child Tax Credit Eligibility Table	
Qualifications	Maximum Credit Amount Per Qualifying Child
Children under the age of 17 years at the end of the 2010 tax year	\$1,000 per child

Parents and children must have Social Security number or ITIN (Individual Taxpayer Identification Number) to claim credit.

Arizona Family Tax Credit Eligibility Table	
Qualifications	Income
Eligibility depends on filing status and number of dependents	\$31,000 or less per year

Arizona Increased Excise Tax Credit Eligibility Table	
Qualifications	Income
Eligibility depends on Arizona residency and filing status	\$25,000 or less per year

To Qualify!

You must file your state and federal taxes

How To File!

Get your taxes prepared FREE at one of the community tax assistance sites. The sites will also e-file your taxes; that means a FREE FAST REFUND.

Where To File!

Call for FREE site locations..... (602) 263-8856
 From Area Codes 520 and 928 (800) 352-3792
 TDD/TTY AZ Relay (800) 367-8939

Web Site: www.cir.org

Earn it! Keep it! Save it!

- Save for a House
- Save for a Car
- Save for a College Education



Have You Paid Your Use Tax? ... What's That?

A use tax is levied on any person who uses, stores or consumes any tangible personal property upon which no tax has been collected by a retailer. The Arizona state use tax rate is 6.6%; some cities also impose a city use tax.

An Arizona purchaser is liable for use tax on goods purchased from an out-of-state vendor that did not collect the use tax. Internet sales are also subject to use tax. There is no exemption from use taxes on Internet purchases. The Internet Tax Freedom Act is a moratorium on any imposition of new taxes. The Arizona use tax law has been in effect since the 1950s.

Any purchase of a vehicle, aircraft, boat, or any other tangible personal item purchased from an out-of-state vendor is also subject to the use tax if no tax was paid. Items brought into the State of Arizona that were subject to U.S. Customs may also be liable for the use tax as well, minus your personal U.S. Customs exemption.

Basically, use taxes and transaction privilege taxes (often referred to as sales taxes) are complementary taxes. In effect, you must pay one or the other but never both. If you purchase an item from a mail order entity and that entity also has an Arizona location, then you may be liable for a transaction privilege tax instead of a use tax.

Use taxes were instituted to prevent unfair competition by out-of-state vendors in the Arizona market. The passing of a use tax law helped create a more suitable balance in this area.

So how does an individual report a use tax? Currently, you should calculate your purchase amount, multiply that amount by 6.6% and remit this total to the Arizona Department of Revenue along with a copy of the original invoice. Failure to comply may result in penalties and interest.

Mail your payment and invoice copy to:

Arizona Department of Revenue
Use Tax Unit, Room 620
1600 West Monroe Street
Phoenix, AZ 85007

A married couple who claims at least one dependent may take one personal exemption of \$6,300. If the husband and wife file separate returns, either spouse may take the entire \$6,300 exemption, or the spouses may divide the \$6,300 between them. You and your spouse must complete Form 202 if either you or your spouse claim a personal exemption of more than \$3,150. If you and your spouse do not complete Form 202, you may take an exemption of only \$3,150 (one-half of the total \$6,300).

If you are a married person who qualifies to file as a head of household, you may take the entire \$6,300 personal exemption or you may divide the exemption with your spouse. You and your spouse must complete Form 202 if either you or your spouse claim a personal exemption of more than \$3,150. If you and your spouse do not complete Form 202 you may take an exemption of only \$3,150 (one-half of the total \$6,300).

The spouse who claims more than one-half of the total personal exemption must attach the original Form 202 to his or her return. The spouse who claims less than one-half of the total personal exemption must attach a copy of the completed Form 202 to his or her return.

Line 19 - Taxable Income

Subtract lines 17 and 18 from line 16 and enter the result. Use this amount to calculate your tax using Tax Table X or Y or the Optional Tax Tables.

Line 20 - Tax Amount

Enter the tax from either Tax Table X or Y or the Optional Tax Tables. If your taxable income is less than \$50,000, use the Optional Tax Table. If your taxable income is \$50,000 or more, use Tax Table X or Y.

Line 21 - Tax From Recapture of Credits From Arizona Form 301

Enter the amount of tax due from recapture of the credits from Form 301, Part II, line 31.

Line 22 - Subtotal of Tax

Add lines 20 and 21.

Lines 23 and 24 - Clean Elections Fund Tax Reduction

You may designate \$5 of your tax go to the Clean Elections Fund and may also reduce your tax by up to \$5. If you are married filing a joint return, both you and your spouse may make this designation and also reduce your tax by up to \$10.

Single Taxpayers, Heads of Household, and Married Taxpayers Filing a Joint Return With Only One Spouse Making a Designation

To make this designation, Check box 231 marked yourself.

If you checked box 231 and the amount on Form 140, page 1, line 22 is \$10 or more, enter \$5 on line 24. If the amount on line 22 is less than \$10, complete the following worksheet.

Married Taxpayers Filing a Joint Return With Both Spouses Making a Designation

If both spouses want to make this designation, one spouse should check box 231, and the other spouse should check box 232.

If you checked both box 231 and box 232 and the amount on Form 140, page 1, line 22 is \$20 or more, enter \$10 on line 24.

If the amount on line 22 is less than \$20, complete the following worksheet.


Clean Elections Fund Tax Reduction Worksheet	
1. Enter the amount of tax from Form 140, page 1, line 22.	
2. If you checked box 231, enter \$5. If a joint return and your spouse also checked box 232, enter \$10.	
3. Balance of tax eligible for tax reduction. Subtract line 2 from line 1. If less than zero, enter zero "0".	
4. If you checked box 231, enter \$5. If a joint return and your spouse also checked box 232, enter \$10.	
5. Tax reduction. Enter the lesser of line 3 or line 4. Also enter this amount on Form 140, page 1, line 24.	

NOTE: Amounts designated to the Clean Elections Fund here do not qualify for the credit on line 29.

Line 25 - Reduced Tax

Subtract line 24 from line 22. Enter the result.

Line 26 - Family Income Tax Credit

 **e-File** software will let you know if you are eligible and will figure the credit for you.

You may take this credit if your income does not exceed the maximum income allowed for your filing status.

- Complete steps 1, 2, and 3 to see if you qualify for this credit.
- If you qualify to take this credit, complete Worksheet II in step 4.

Step 1

Complete Worksheet I below.

Worksheet I	
1. Enter the amount from Form 140, page 1, line 16.	
2. Enter the amount from Form 140, page 2, line C17.	
3. Add lines 1 and 2. Enter the result.	

Step 2

Look at the following tables. Find your filing status.

- Use Table I if married filing a joint return.
- Use Table II if head of household.
- Use Table III if single or married filing a separate return.

Step 3

- Look at column (a) labeled "number of dependents" and find the number of dependents you are claiming (Form 140, page 1, box 10 excluding persons listed on Page 2, line A3a).
- Find the maximum income [in column (b)] for the number of dependents you are claiming.
- Compare that income [the amount in column (b)] with the income listed in Step 1 on Worksheet I, line 3.

If the amount entered in step 1 on Worksheet I, line 3 is equal to or less than the maximum income allowed for the number of dependents you are claiming on Form 140, page

1, box 10, excluding persons listed on Page 2, line A3a, you qualify to take this credit. To figure your credit, complete step 4.

Table I Married Filing a Joint Return	
Column (a)	Column (b)
Number of dependents you are claiming on Form 140, page 1, box 10 excluding persons listed on Page 2, line A3a.	Maximum Income
• 0 or 1	\$20,000
• 2	\$23,600
• 3	\$27,300
• 4 or more	\$31,000

Table II Head of Household	
Column (a)	Column (b)
Number of dependents you are claiming on Form 140, page 1, box 10 excluding persons listed on Page 2, line A3a.	Maximum Income
• 0 or 1	\$20,000
• 2	\$20,135
• 3	\$23,800
• 4	\$25,200
• 5 or more	\$26,575

Table III Single Or Married Filing Separately	
Column (a)	Column (b)
Number of dependents you are claiming on Form 140, page 1, box 10 excluding persons listed on Page 2, line A3a.	Maximum Income
• 0 or more	\$10,000

Step 4

If you qualify to take the credit, complete Worksheet II.

Worksheet II You must complete Steps 1 through 3 before you complete Worksheet II.	
1. Enter the number of dependents you entered on Form 140, page 1, box 10, excluding persons listed on Page 2, line A3a.	
2. Number of personal exemptions. If you checked filing status 4, enter the number 2 here. If you checked filing status 5, 6, or 7, enter the number 1 here.	
3. Add lines 1 and 2. Enter the result.	
4. Multiply the amount on line 3 by \$40. Enter the result.	
5. If you checked filing status 4 or 5, enter \$240 here. If you checked filing status 6 or 7, enter \$120 here.	
6. Family income tax credit. Enter the lesser of line 4 or line 5. Also enter this on Form 140, page 1, line 26.	

NOTE: The family income tax credit will only reduce your tax and cannot be refunded.

Line 27 - Nonrefundable Credits From Arizona Form 301 or Forms 310, 321, 322, and 323 if Form 301 is not Required

Complete line 27 if you can take any of the following credits. Also make sure that you attach the Arizona Form 301 if you are required to complete Form 301 and the appropriate credit form or forms to your return.

1. **Defense Contracting Credits.** Your unused defense contracting credit carryover may be carried forward as a credit against subsequent taxable years' tax liability through tax year 2011. See Form 302 for details.

2. **Enterprise Zone Credit.** You may qualify for this credit if your business in an Arizona enterprise zone had net increases in qualified employment positions. Use Form 304 to figure this credit.

3. **Environmental Technology Facility Credit.** You may qualify for this credit if your business incurred expenses in constructing a qualified environmental technology manufacturing facility. Use Form 305 to figure this credit.

4. **Military Reuse Zone Credit.** You may qualify for this credit if you have qualifying net increases in full-time employment within a military reuse zone. Use Form 306 to figure this credit.

5. **Recycling Equipment Credit.** The recycling equipment credit allowable to individuals has been repealed. You may not take this credit for taxable years beginning January 1, 2003 or later. However, the repeal did not affect any credit carryover that accrued prior to the repeal. Use Form 307 to figure any allowable credit carryover.

6. **Credit for Increased Research Activities - Individuals.** You may qualify for this credit if you incurred qualified research expenses for research conducted in Arizona. Use Form 308-I to figure this credit.

7. **Credit for Taxes Paid to Another State or Country.** You may qualify for this credit if you paid tax to Arizona and another state or country on the same income. Use Form 309 to figure your credit.

8. **Credit for Solar Energy Devices.** You may qualify for this credit if you installed a solar energy device in your residence located in Arizona. Use Form 310 to figure this credit.

9. **Agricultural Water Conservation System Credit.** You may qualify for this credit if you incurred expenses to purchase and install an agricultural water conservation system in Arizona. Use Form 312 to figure this credit.

10. **Pollution Control Credit.** You may qualify for this credit if you purchased depreciable property used in a trade or business to reduce or prevent pollution. Use Form 315 to figure this credit.

11. **Credit for Solar Hot Water Heater Plumbing Stub Outs and Electric Vehicle Recharge Outlets.** You may qualify for this credit if you install solar hot water heater plumbing stub outs or electric vehicle recharge outlets in houses or dwelling units you construct. The taxpayer that constructed the dwelling may also transfer the credit to a purchaser. Use Form 319 to figure this credit.

12. **Credit for Employment of TANF Recipients.** You may qualify for this credit if you employed TANF recipients during the taxable year. Use Form 320 to figure this credit.

13. **Credit for Contributions to Charities That Provide Assistance to the Working Poor.** You may qualify for this credit if you made contributions to certain charities that provide help to the working poor. Use Form 321 to figure this credit.

14. Credit for Contributions Made or Fees Paid to Public Schools. You may qualify for this credit if you made contributions or paid certain fees to public schools in Arizona. Use Form 322 to figure this credit.

15. Credit for Contributions to Private School Tuition Organizations. You may qualify for this credit if you made contributions to a school tuition organization that provides scholarships or grants to qualified schools. Use Form 323 to figure this credit.

16. Agricultural Pollution Control Equipment Credit. You may qualify for this credit if you are involved in commercial agriculture and incur expenses to purchase tangible personal property that is primarily used in your trade or business to control or prevent pollution. Use Form 325 to figure this credit.

17. Credit for Donation of School Site. You may qualify for this credit if you donated real property and improvements to a school district or a charter school for use as a school or as a site for the construction of a school. Use Form 331 to figure this credit.

18. Credit for Healthy Forest Enterprises. You may qualify for this credit if you had net increases in qualified employment positions as a healthy forest enterprise. Use Form 332 to figure this credit.

19. Credit for Employing National Guard Members. You may qualify for this credit if you are an employer who has an employee that is a member of the Arizona National Guard if the employee is placed on active duty. Use Form 333 to figure this credit.

20. Motion Picture Credits. A credit is available to motion picture production companies that produce motion pictures, commercials, music videos, or television series completely or partially in Arizona. A tax credit for investments in motion picture infrastructure projects in Arizona is also available. Use Form 334 to figure this credit.

21. Credit for Solar Energy Devices - Commercial and Industrial Applications. This credit is available to taxpayers that install solar energy devices for commercial, industrial, or other nonresidential applications located in Arizona. Use Form 336 to figure this credit.

22. Credit for Investment in Qualified Small Businesses. You may qualify for this credit if you made an investment in a qualified small business. Use Form 338 to figure this credit.

23. Credit for Water Conservation Systems. You may qualify for this credit if you installed a qualifying water conservation system in your residence located in Arizona. Use Form 339 to figure this credit.

24. Credit for Donations to the Military Family Relief Fund. You may qualify for this credit if you made a cash contribution to the Arizona Military Family Relief Fund during the taxable year. Use Form 340 to figure this credit.

Compute your credit on the appropriate form. Then, if required, complete Form 301 and enter the amount from Form 301, line 59. The credits on line 27 cannot reduce your tax below zero. These credits are not refundable credits.

Attach Arizona Form 301, along with any supporting documents, to your return.

Line 28 - Credit Type

If you entered an amount on line 27, write the form number of each credit claimed.	
If you are claiming:	Write form number:
1. Defense Contracting Credits	302
2. Enterprise Zone Credit	304
3. Environmental Technology Facility Credit	305
4. Military Reuse Zone Credit	306
5. Recycling Equipment Credit	307
6. Credit for Increased Research Activities - Individuals	308
7. Credit for Taxes Paid to Another State or Country	309
8. Credit for Solar Energy Devices	310
9. Agricultural Water Conservation System Credit	312
10. Pollution Control Credit	315
11. Credit for Solar Hot Water Heater Plumbing Stub Outs and Electric Vehicle Recharge Outlets	319
12. Credit for Employment of TANF Recipients	320
13. Credit for Contributions to Charities That Provide Assistance to the Working Poor	321
14. Credit for Contributions Made or Fees Paid to Public Schools	322
15. Credit for Contributions to Private School Tuition Organizations	323
16. Agricultural Pollution Control Equipment Credit	325
17. Credit for Donation of School Site	331
18. Credit for Healthy Forest Enterprises	332
19. Credit for Employing National Guard Members	333
20. Motion Picture Credits	334
21. Credit for Solar Energy Devices - Commercial and Industrial Applications	336
22. Credit for Investment in Qualified Small Businesses	338
23. Credit for Water Conservation Systems	339
24. Credit for Donations to the Military Family Relief Fund	340

Line 29 - Clean Elections Fund Tax Credit

NOTE: An amount entered on Form 140, page 1, line 24 does not qualify for the credit. Do not include that amount here. For the purpose of this credit, that amount is not a donation.

If you made a donation to the Citizens Clean Elections Fund, you may take a credit for that gift.

For 2010, you may claim a credit for:

- Donations made directly to the fund during 2010.
- A donation made to the fund on your 2009 income tax return that you filed in 2010.

You may not claim a credit on the 2010 return for a donation made to the fund on your 2010 return. If you make a donation to the fund with your 2010 return, that you file in 2011, you may claim a credit for that donation on your 2011 return.

Complete the following worksheet to figure your credit.

Worksheet for Calculating the 2010 Clean Elections Fund Tax Credit	
1. Enter the amount donated directly to the fund during 2010.	
2. Enter the amount donated to the fund with your 2009 tax form.	
3. Add line 1 and line 2. Enter the total.	
4. Enter the amount from Form 140, page 1, line 25.	
5. Enter the amount from Form 140, page 1, line 26.	
6. Enter the amount from Form 140, page 1, line 27.	
7. Add line 5 and line 6. Enter the total	
8. Subtract line 7 from line 4.	
9. Multiply line 8 by 20% (.20).	
10. Enter \$640 if single, head of household, or married filing separately. Enter \$1,280 if married filing joint.	
11. Enter the larger of line 9 or line 10.	
12. Enter the smaller of line 3, line 8, or line 11 here and also on Form 140, page 1, line 29.	

NOTE: This credit will only reduce your tax and cannot be refunded. You may not carry forward any amount of unused credit.

Line 30 - Balance of Tax

Subtract lines 26, 27 and 29 from line 25. If the sum of lines 26, 27 and 29 is more than line 25, enter zero.

Totaling Payments and Credits

Line 31 - Arizona Income Tax Withheld

Enter the Arizona income tax withheld shown on the Form(s) W-2 from your employer(s). Also enter the Arizona income tax withheld shown on your Form(s) 1099-R (distributions from pensions, annuities, etc.). Do not include any income tax withheld for another state. Attach the Form(s) W-2 and 1099-R after the last page of your return.

NOTE: You should receive your Form(s) W-2 no later than January 31. If you did not receive a Form W-2 or you think your Form W-2 is wrong, contact your employer.

Line 32- Arizona Estimated Tax Payments for 2010 and Amount Applied From 2009 Return

Use this line if you did one of the following.

- Made estimated income tax payments to Arizona for 2010.
- Applied any of your refund from your 2009 Arizona return to 2010 estimated taxes for Arizona.

Enter the total amount paid and/or applied to 2010 taxes.

NOTE: If you made joint Arizona estimated payments for 2010, but are filing separate 2010 Arizona income tax returns, see Arizona Department of Revenue Income Tax Ruling ITR 02-3.

Line 33 - 2010 Arizona Extension Payment (Form 204)

Use this line to report the payment you sent with your extension request, or the electronic extension payment you made using www.aztaxes.gov.

Line 34 - Increased Excise Tax Credit

You may take this credit if you meet all of the following:

- You meet the income threshold for your filing status.
- You are not claimed as a dependent by any other taxpayer.
- You were not sentenced for at least 60 days of 2010 to a county, state or federal prison.

If you are married filing a joint return, or a head of household, you may take this credit if the amount on Form 140, page 1, line 12, is \$25,000 or less. If you are single or married filing a separate return, you may take this credit if the amount on Form 140, page 1, line 12 is \$12,500 or less.

To figure your credit, complete the following worksheet.

NOTE: Do not complete the following worksheet if you are claiming the property tax credit on Form 140PTC. Use Form 140PTC to figure both the credit for increased excise taxes and the property tax credit. If you are claiming both the credit for increased excise taxes and the property tax credit, enter the increased excise tax credit from Form 140PTC, page 1, line 17, here and enter the property tax credit from Form 140PTC, page 1, line 15, on line 35.

Credit for Increased Excise Taxes Worksheet		
	Check one	
	Yes	No
If you checked filing status 4 or 5, is the amount on Form 140, page 1, line 12, \$25,000 or less? If you checked filing status 6 or 7, is the amount on Form 140, page 1, line 12, \$12,500 or less?		
If you checked no, STOP. You do not qualify for this credit. If you checked yes, complete the rest of this worksheet.		
1. Enter the number of dependents you entered on Form 140, page 1, box 10, excluding persons listed on Page 2, line A3a. Also exclude any dependent that is not an Arizona resident.		
2. Number of personal exemptions. If you checked filing status 4, enter the number 2 here. If you checked filing status 5, 6, or 7, enter the number 1 here.		
3. Add lines 1 and 2. Enter the result.		
4. Multiply the amount on line 3 by \$25. Enter the result.		
5. Maximum credit.	\$	100 00
6. Enter the smaller of line 4 or line 5 here and also on Form 140, page 1, line 34.		

NOTE: The credit cannot exceed \$100 per household. Do not claim this credit if someone else in your household has already claimed \$100 of the credit. If someone else in your household has claimed less than \$100, you may claim the credit as long as all credit claims filed from your household do not exceed \$100.

Line 35 - Property Tax Credit

You may take the property tax credit if you meet **all** the following.

1. You were either 65 or older in 2010 or receiving SSI Title 16 income from the Social Security Administration.

NOTE: *This is not the normal Social Security disability.*

2. You were an Arizona resident for the full year in 2010.
3. You paid property tax on your Arizona home in 2010. You paid rent on taxable property for the entire year or you did a combination of both.
4. If you lived alone, your income from all sources was under \$3,751. If you lived with others, the household income was under \$5,501.

Complete Form 140PTC to figure your credit. Enter the amount from Form 140PTC, page 1, line 15.

Attach Form 140PTC to your return.

Tax Tip: *To claim a property tax credit, you must file your claim or extension request by April 18, 2011. You cannot claim this credit on an amended return if you file the amended return after the due date of your return.*

Line 36 - Other Refundable Credits

Enter the total of refundable credits you are claiming from Form 308-I, *Credit for Increased Research Activities - Individuals*, or Form 342, *Credit for Renewable Energy Industry*.

If you enter an amount on this line, be sure you check the box or boxes to show which credits you are claiming. Also be sure to attach the credit claim form (308-I or 342) to your return when you file.

Credit for Increased Research Activities - Individuals (Form 308-I)

You may qualify for the refundable increased research activities credit if you incurred qualified research expenses for research conducted in Arizona. For more information about this credit, and to see whether you may claim a refund of this credit, see Arizona Form 308-I.

If you are claiming a refund of the increased research activities credit from Form 308-I, enter the amount from Form 308-I, Part IV, line 23, here.

Renewable Energy Industry Credit (Form 342)

You may qualify for the refundable renewable energy industry credit if you expanded or located a qualified renewable energy operation in Arizona. For more information about this credit, see Arizona Form 342.

If you are claiming the renewable energy industry credit, from Form 342, enter the amount from Form 342, Part IV, line 12, here.

NOTE: *If you are claiming a refundable credit from both Form 308-I and Form 342, add the amount from Form 308-I, part IV, line 23 to the amount from Form 342, Part IV, line 12 and enter the total on Form 140, page 1, line 36.*

Line 37 - Total Payments and Refundable Credits

Add lines 31 through 36. Enter the total.

Also, do the following if you computed your 2010 tax under Arizona's claim of right provisions.

1. Write "ARS § 43-1029" and the amount of the prior year tax reduction in the space to the left of your total payment amount.
2. Include the credit for the prior year tax reduction in the total entered on line 37.
3. Attach a schedule explaining the amounts repaid and the computation of the prior year tax reduction.

For more information on Arizona's claim of right provisions, see Individual Income Tax Procedure *ITP 95-1*.

Figuring Your Overpayment or Tax Due

Line 38 - Tax Due

If line 30 is more than line 37, you have tax due. Subtract line 37 from line 30. Skip lines 39, 40 and 41.

Line 39 - Overpayment

If line 37 is more than line 30, subtract line 30 from line 37. Complete lines 40 and 41.

Line 40 - Amount of Line 39 to Apply to 2011 Estimated Tax

If you want all or part of your refund applied to next year's estimated taxes, enter that amount.

NOTE: *If you apply any of the amount shown on line 39 to 2011, you cannot use that amount to pay any tax that is later found to be due for 2010. You also may not claim a refund for that amount until you file your 2011 return.*

Line 41 - Balance of Overpayment

Subtract line 40 from line 39 to determine your overpayment balance before voluntary gifts and any estimated payment penalty.

Making Voluntary Gifts

You can make voluntary gifts to each of the funds shown below. A gift will reduce your refund or increase the amount due with your return.

NOTE: *If you make a gift, you cannot change the amount of that gift later on an amended return.*

Line 42 - Aid To Education Fund

Gifts go to the Arizona Assistance for Education Fund. The Arizona Board of Education will distribute money in this fund to school districts.

CAUTION: *If you make a contribution to the Aid to Education Fund, you must contribute your entire refund. You may not give more than or less than your entire refund.*

Line 43 - Arizona Wildlife Fund

You may give some or all of your refund to the Arizona Wildlife Fund. You may also give more than your entire refund.

Your gift to the Arizona Wildlife Fund helps protect wildlife in the state. Many species like bald eagles, Apache trout and black-footed ferrets benefit from your gifts to this fund. Gifts are also used to improve areas for watching wildlife statewide.

Line 44 - Citizens Clean Elections Fund

You may give some or all of your refund to the Citizens Clean Elections Fund. You may also send in additional

money with your return. If you send in additional money with your return, include that amount on line 58. Enter the amount you want to donate on line 44.

If you make a donation to the fund with your 2010 return that you file in 2011, you may claim a credit for that donation on your 2011 return.

The Citizens Clean Elections Fund provides funding to each participating candidate who qualifies for campaign funding.

Line 45 - Child Abuse Prevention Fund

You may give some or all of your refund to the Arizona Child Abuse Prevention Fund. You may also give more than your entire refund.

Gifts go to the Arizona Child Abuse Prevention Fund. This fund provides financial aid to community agencies for child abuse prevention programs.

Line 46 - Domestic Violence Shelter Fund

You may give some or all of your refund to the domestic violence shelter fund. You may also give more than your entire refund.

Gifts go to the Domestic Violence Shelter Fund. This fund provides financial aid to shelters for victims of domestic violence.

Line 47 - I Didn't Pay Enough Fund

You may give some or all of your refund to the I Didn't Pay Enough Fund. You may also give more than your entire refund.

Gifts that you make to the I Didn't Pay Enough Fund will aid the state by going to the Arizona general fund.

Line 48 - National Guard Relief Fund

You may give some or all of your refund to the National Guard Relief fund. You may also give more than your entire refund.

Gifts go to the National Guard Relief Fund. This fund provides financial aid to families of Arizona National Guard members when the National Guard member is placed on active duty and is serving in a combat zone.

Line 49 - Neighbors Helping Neighbors Fund

You may give some or all of your refund to the Neighbors Helping Neighbors Fund. You may also give more than your entire refund.

Gifts go to the Neighbors Helping Neighbors Fund. This fund provides eligible recipients with emergency aid in paying energy utility bills and conserving energy.

Line 50 - Special Olympics Fund

You may give some or all of your refund to the Special Olympics Fund. You may also give more than your entire refund.

Gifts go to the Special Olympics Fund. This fund helps provide programs of the Arizona Special Olympics.

Line 51 - Veterans' Donations Fund

You may give some or all of your refund to the Veterans' Donations Fund. You may also give more than your entire refund.

Gifts go to the Veterans' Donations Fund, which may be used for veterans in Arizona.

Line 52 - Political Gift

Gifts go to one of the following political parties:

- Democratic
- Green
- Libertarian
- Republican

You may give some or all of your refund to a political party. You may also give more than your entire refund.

Line 53 - Political Party

Check the box for the political party to which you wish to give. Select only one party. If you do not select a political party, the department will return the amount on line 52.

Line 54 - Estimated Payment Penalty and MSA Withdrawal Penalty

Estimated Payment Penalty

NOTE: Do not complete Form 221, *Underpayment of Estimated Tax by Individuals*, if the amount on Form 140, page 1, line 31, is more than the amount on Form 140, page 1, line 30. If the amount on Form 140, page 1, line 31, is more than the amount on Form 140, page 1, line 30, skip line 54, unless you must report an MSA penalty.

You must have made Arizona estimated income tax payments during 2010 if:		
Your filing status is:	AND Your Arizona gross income for 2009 was greater than:	AND Your Arizona gross income for 2010 was greater than:
Married Filing Joint	\$150,000	\$150,000
Single	\$75,000	\$75,000
Head of Household	\$75,000	\$75,000
Married Filing Separately	\$75,000	\$75,000

If you report as a farmer or fisherman for federal purposes, you were not required to make estimated payments during 2010 if the following apply.

1. You are a calendar year filer. You file your Arizona return by March 1, 2011. You pay in full the amount stated on your return as owed.
2. You are a fiscal year filer. You file your Arizona return by the first day of the third month after the end of your fiscal year. You pay in full the amount stated on your return as owed.

If the above applies, check Box 2 on line 55 and do not complete Form 221.

An individual who fails to make the required estimated payments is subject to penalty on any estimated tax payment that is late or underpaid.

Complete and attach Form 221, *Underpayment of Estimated Tax by Individuals*, to determine if any penalty is due. Enter the total penalty from Form 221.

MSA Withdrawal Penalty

You must pay a withdrawal penalty if you made an MSA withdrawal during 2010 and all of the following apply.

1. You used the amount withdrawn for purposes other than to pay for qualified medical expenses.
2. You made the withdrawal on a day other than the last business day of the year.
3. The withdrawal is not subject to the federal withdrawal penalty.

The penalty is equal to 10% of the withdrawal. The withdrawal penalty is not subject to abatement. You must remit this penalty with your income tax return filed for the year in which you made the withdrawal.

Multiply the amount of your withdrawal subject to penalty by 10%. Enter the result.

The following withdrawals are not subject to the penalty.

1. Any withdrawal subject to the federal withdrawal penalty.
2. Withdrawals made from your MSA on the last business day of the tax year.
3. Any withdrawal made by an account holder who is at least age 59 1/2 when he or she makes the withdrawal.

NOTE: The following are not withdrawals. Do not enter a penalty for any of the following.

- Amounts from the MSA used to pay qualified medical expenses
- A qualified return of excess contributions
- A qualified rollover
- The fair market value of an MSA received by a surviving spouse who was the deceased account holder's named beneficiary

For more information about the above items, see the department's MSA brochure, Pub 542.

Line 55 -

Box 1 - Check box 1 if any of the following applies to you:

1. You checked the box on line 1 of Form 221.
2. You completed the annualized income worksheet on Form 221.
3. You elected to be treated as a nonresident alien on your federal income tax return. You made three estimated payment installments. Your first installment equaled 50 percent of the total of all of your required installments.

Box 2 - If you are an individual who for federal purposes reports as a farmer or fisherman, check box 2.

Box 3 - If you completed and attached Form 221, check box 3.

Box 4 - If you included an MSA penalty on line 54, check box 4.

Figuring Your Refund or Tax Due

Line 57 - Refund

e-file You can get your refund in as little as 7 to 10 days when you **e-File** and use direct deposit.

Subtract line 56 from line 41. Enter your refund on line 57 and skip line 58.

If you owe money to any state agency and certain federal agencies, your refund may go to pay some of the debt. If so, the department will let you know by letter.

Tax Tip: If you change your address before you get your refund, let the department know. Write to: Refund Desk, Arizona Department of Revenue, 1600 W Monroe, Phoenix AZ 85007. Include your SSN in your letter.

Direct Deposit of Refund

Complete the direct deposit line if you want us to directly deposit the amount shown on line 57 into your account at a bank or other financial institution (such as a mutual fund, brokerage firm or credit union) instead of sending you a check.

NOTE: Check the box on line 57A if the direct deposit will ultimately be placed in a foreign account. If you check box 57A, do not enter your routing or account numbers. If this box is checked, we will not direct deposit your refund. We will send you a check instead.

Why Use Direct Deposit?

- You will get your refund fast – even faster if you e-file!
- Payment is more secure since there is no check to get lost.
- It is more convenient. No trip to the bank to deposit your check.
- Saves tax dollars. A refund by direct deposit costs less to process than a check.

NOTE: We are not responsible for a lost refund if you enter the wrong account information. Check with your financial institution to get the correct routing and account numbers and to make sure your direct deposit will be accepted. If the direct deposit is rejected, a check will be sent instead.

Routing Number

The routing number must be 9 digits. The first 2 digits must be 01 through 12 or 21 through 32. Otherwise, the direct deposit will be rejected and a check sent instead. On the following sample check, the routing number is 250250025.

Your check may state that it is payable through a financial institution different from the one at which you have your checking account. If so, **do not** use the routing number on that check. Instead, contact your financial institution for the correct routing number to enter here.

Account Number

The account number can be up to 17 characters (both numbers and letters). **DO NOT** include hyphens, spaces or special symbols. Enter the number from left to right and leave any unused boxes blank. On the sample check that follows the account number is 20202086. Be sure **not** to include the check number.

Sample Check

JOHN DOE OR JANE DOE 123 First Street Sometown, AZ 00000		1234 10-00000000
PAY TO THE ORDER OF		\$
THIS BANK Sometown, AZ 00000		DOLLARS
For	Routing Number	Account Number
(250250025)	(20202086)	1234
Do not include the check number.		

Note: The routing and account numbers may be in different places on your check.

Line 58 - Amount Owed

Add lines 38 and 56. Enter the amount you owe on line 58. If you are making voluntary donations on lines 43 through 52 in excess of your overpayment, enter the difference on line 58. You may pay only with a check, electronic check, money order, or credit card.

Check or money order

NOTE: Attach your check to the front of your return in the upper left hand corner where indicated. Please do not send cash.

Make your check payable to Arizona Department of Revenue. Write your SSN on the front of your check or money order.

The department cannot accept checks or money orders in foreign currency. You must make payment in U.S. dollars.

Electronic payment from your checking or savings account

You can make an electronic payment from your checking or savings account to pay your balance due for 2010. There is no fee to use this method. To make an electronic payment, go to www.aztaxes.gov click on the "Make a Payment" link. The "E-Check" option in the "Payment Method" drop-down box will debit the amount from the checking or savings account that you specify. If you make an electronic payment from your checking or savings account, you will receive a confirmation number. **Please keep this confirmation number as proof of payment.**

NOTE: *You may not make an electronic payment from your checking or savings account if the payment will ultimately be coming from a foreign account. In this case, you must pay by check or money order.*

Credit card payment

You can pay with your Visa, MasterCard, Discover, or American Express credit card. Go to www.aztaxes.gov click on the "Make a Payment" link and choose the credit card option. This will take you to a third party vendor site. The provider **will charge** you a convenience fee based on the amount of your tax payment. The service provider will tell you what the fee is during the transaction; you will have the option to continue or cancel the transaction. If you complete the credit card transaction, you will receive a confirmation number. **Please keep this confirmation number as proof of payment.**

Installment Payments

If you cannot pay the full amount shown on line 58 when you file, you may ask to make monthly installment payments. To make this request, complete Arizona Form 140-IA and mail the completed form to the address on the Form 140-IA. **Do not mail Form 140-IA with your income tax return.** You may obtain Arizona Form 140-IA from our web site at www.azdor.gov.

If you cannot pay the full amount shown on line 58, you will be charged interest and may be charged a late payment penalty on the tax not paid by April 18, 2011. To limit the interest and penalty charges, pay as much of the tax as possible when you file.

Sign Your Return

You must sign your return. If married filing a joint return, both you and your spouse must sign even if only one had income. Form 140 is not considered a valid return unless you sign it. The department cannot send a refund check without proper signatures on the return.

Instructions Before Mailing

- Make sure your SSN is on your return.
- Be sure you enter your home telephone number in the space provided on the front of your return. If your daytime telephone number is not the same as your home number, also enter a daytime number.
- Check to make sure that your math is correct. A math error can cause delays in processing your return.
- Make sure your **NAME** is on the return. If you received your return in the mail, use the preprinted label. **If the label is not correct, do not use it.**
- If claiming **dependent** exemptions, write the number of dependents claimed on the **front** of the return. On page 2

of the return, also write each dependent's name, relationship, SSN, and the number of months that he or she lived in your home.

- If claiming exemptions for qualifying parents or ancestors, write the number of qualifying parents or ancestors claimed on the **front** of the return. On page 2 of the return, also write each parent's or ancestor's name, relationship, SSN, and the number of months that he or she lived in your home.
- Check the **boxes** to make sure you filled in all required boxes.
- If you requested a filing extension, make sure that you check box 82F on page 1 of the return.
- Sign your return and have your spouse sign if filing jointly.
- Write your SSN on the front of your check. Attach your check to the front of your return in the upper left hand corner where indicated.

The Department of Revenue may charge you \$25 for a check returned unpaid by your financial institution.

- Attach **all** required documents. Place these documents to the back of your return. Use just one staple to attach your documents where shown on page 1 of the return. Please do not use tape. Documents you must attach include those items listed in numbers 1 through 6 below.
1. Attach Form(s) W-2 after the last page of your return. Also attach Form(s) 1099-R after the last page of your return if you had Arizona tax withheld from your pension or annuity.
 2. Attach Arizona Form 301, applicable credit forms, and your own schedules after page 2 of your return. If itemizing, attach these forms after your Arizona Schedule A and your federal Schedule A.
 3. If claiming a credit for taxes paid to another state or country, attach a copy of the other state's or country's filed return.
 4. If you itemize, be sure to attach a copy of the federal Schedule A. Attach the Arizona Schedule A and the federal Schedule A directly after page 2 of your return. Attach other forms and schedules behind the Schedules A.
 5. If you are claiming a property tax credit, attach a completed Form 140PTC and all required documents.
 6. If you have tax exempt interest income, be sure to attach a schedule listing the payors and the amount received from each payor.
- Do not send correspondence with your return.

 <p>Forget about midnight runs to the post office</p> <p>www.azdor.gov</p>	 <p>See the light of day from the comfort of your home with E-File</p> 
---	---

Filing Your Return

Before you mail your return, make a copy of your return. Also make a copy of any schedules that you are sending in

with your return. Keep the copies for your records. Be sure that you file the original and not a copy.

To mail your return, use an envelope that came in your booklet.

To avoid delays, please use separate envelopes for each return.

Where Should I Mail My Return?

If you are expecting a refund, or owe no tax, or owe tax but are not sending a payment, use the yellow address label attached to the envelope. If the envelope or label is missing, send the return to: Arizona Department of Revenue, PO Box 52138, Phoenix AZ 85072-2138.

If you are sending a payment with this return, use the white address label attached to the envelope. If the envelope or label is missing, send the return to: Arizona Department of Revenue, PO Box 52016, Phoenix AZ 85072-2016.

Put enough postage on the envelope.

The U.S. Post Office must postmark your return or extension request by midnight April 18. A postage meter postmark will not qualify as a timely postmark. *Only a postmark from the U.S. Post Office will qualify.* You may also use certain private delivery services designated by the IRS to meet the “timely mailing as timely filed” rule.

How Long To Keep Your Return

You must keep your records as long as they may be needed for the administration of any provision of Arizona tax law. Generally, this means you must keep records that support items shown on your return until the period of limitations for that return runs out.

The period of limitations is the period of time in which you can amend your return to claim a credit or refund or the department can assess additional tax. A period of limitations is the limited time after which no legal action can be brought. Usually, this is four years from the date the return was due or filed.

In some cases, the limitation period is longer than four years. The period is six years from when you file a return if you underreport the income shown on that return by more than 25%. The department can bring an action at any time if a return is false or fraudulent, or you do not file a return. To find out more about what records you should keep, get federal Publication 552.

Where’s My Refund?

If you e-filed, you can expect your refund within 2 weeks of the date you filed. If you filed a paper return, you can expect your refund within 12 weeks of the date you filed. You can check on your refund by visiting www.azdor.gov and clicking on “Where’s my refund?” If you have not received your refund within the noted time frames, you may call one of the numbers listed on the back cover. Before you call, be sure to have a copy of your 2010 tax return on hand. You will need to know your SSN, your filing status and your 5-digit zip code.

Calling the Department

Your tax information on file with the department is confidential. If you want the department to discuss your tax matters with someone other than yourself, you must authorize the department to release confidential information to that person. You may use Form 285 to authorize the department to release confidential information to your appointee. See Form 285 for details.

HOW MUCH INCOME CAN YOU HAVE AND PAY NO TAXES?

You still have to file a return, but you pay no taxes if your income is less than the levels shown in the chart below. **For purposes of this chart**, “income” means Arizona adjusted gross income plus the dependent exemption claimed (Form 140, page 1, line 16 plus the amount on Form 140, page 2, line C15; or Form 140A, page 1, line 18, plus the amount on Form 140A, page 1, line 15, or Form 140EZ, page 1, line 6). *To rely on this chart, you must claim the family income tax credit if you are qualified.*

FILING STATUS				
NUMBER OF DEPENDENTS	SINGLE	MARRIED FILING SEPARATE	UNMARRIED HEAD OF HOUSEHOLD	MARRIED FILING JOINT
0	\$ 8,326	\$ 8,326	N/A	\$ 16,653
1	(A) 10,000	10,146	18,953	20,000
2	11,396	12,446	20,135	23,600
3	13,696	14,746	23,800	27,300
4	15,996	17,046	25,200	(C) 31,000
5	18,296	19,346	(B) 26,575	31,000

EXAMPLES

	(A) single, \$10,000 income*, one dependent	(B) unmarried head of household, \$26,575 income*, five dependents	(C) married filing joint, \$31,000 income*, four dependents
Income*	\$ 10,000	\$ 26,575	\$ 31,000
less: Dependent exemption	-2,300	-11,500	-9,200
Standard deduction	-4,677	-9,354	-9,354
Personal exemption	-2,100	-4,200	-6,300
Net taxable income	\$ 923	\$ 1,521	\$ 6,146
Tax (optional tax table)	\$ 24	\$ 39	\$ 159
less: Family tax credit	-80	-240	-240
Tax owed	\$ 0	\$ 0	\$ 0

*For purposes of these examples, “income” means Arizona adjusted gross income plus the dependent exemption amount claimed.

2010 Optional Tax Tables

If your taxable income is less than \$50,000, use the Optional Tax Tables. If your taxable income is \$50,000 or more, use Tax Table X or Y. Also, if your taxable income is \$50,000 or more, you cannot use Form 140EZ or Form 140A to file for 2010. In this case, you must file using Form 140.

To Find Your Tax: Read down the income column until you find your taxable income shown on Form 140, line 19. Read across until you find your filing status as shown on Form 140. Enter the tax on Form 140, line 20.

Example: Mr. and Mrs. Timely are filing a joint return. Their taxable income on Form 140, line 19 is \$19,360. First, they find the \$19,350-\$19,400 income line. Next they find the column for married filing jointly and read down the column. The amount shown where the income lines and filing status column meet is \$502. This is the tax amount they must write on Form 140, line 20.

At Least	But less than	Single or Married Filing Separately	Married Filing Jointly or Head of Household
Your Tax is -			
19,300	19,350	528	501
19,350	19,400	529	502
19,400	19,450	530	503

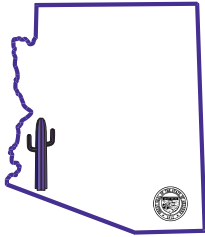
At least	But less than	Single or Married Filing Separately	Married Filing Jointly or Head of Household	At least	But less than	Single or Married Filing Separately	Married Filing Jointly or Head of Household	At least	But less than	Single or Married Filing Separately	Married Filing Jointly or Head of Household
If less than \$20 tax is 0				\$2,000				\$4,000			
Your Tax Is				Your Tax Is				Your Tax Is			
20	50	1	1	2,000	2,050	52	52	4,000	4,050	104	104
50	100	2	2	2,050	2,100	54	54	4,050	4,100	106	106
100	150	3	3	2,100	2,150	55	55	4,100	4,150	107	107
150	200	5	5	2,150	2,200	56	56	4,150	4,200	108	108
200	250	6	6	2,200	2,250	58	58	4,200	4,250	109	109
250	300	7	7	2,250	2,300	59	59	4,250	4,300	111	111
300	350	8	8	2,300	2,350	60	60	4,300	4,350	112	112
350	400	10	10	2,350	2,400	62	62	4,350	4,400	113	113
400	450	11	11	2,400	2,450	63	63	4,400	4,450	115	115
450	500	12	12	2,450	2,500	64	64	4,450	4,500	116	116
500	550	14	14	2,500	2,550	65	65	4,500	4,550	117	117
550	600	15	15	2,550	2,600	67	67	4,550	4,600	118	118
600	650	16	16	2,600	2,650	68	68	4,600	4,650	120	120
650	700	17	17	2,650	2,700	69	69	4,650	4,700	121	121
700	750	19	19	2,700	2,750	71	71	4,700	4,750	122	122
750	800	20	20	2,750	2,800	72	72	4,750	4,800	124	124
800	850	21	21	2,800	2,850	73	73	4,800	4,850	125	125
850	900	23	23	2,850	2,900	74	74	4,850	4,900	126	126
900	950	24	24	2,900	2,950	76	76	4,900	4,950	128	128
950	1,000	25	25	2,950	3,000	77	77	4,950	5,000	129	129
\$1,000				\$3,000				\$5,000			
Your Tax Is				Your Tax Is				Your Tax Is			
1,000	1,050	27	27	3,000	3,050	78	78	5,000	5,050	130	130
1,050	1,100	28	28	3,050	3,100	80	80	5,050	5,100	131	131
1,100	1,150	29	29	3,100	3,150	81	81	5,100	5,150	133	133
1,150	1,200	30	30	3,150	3,200	82	82	5,150	5,200	134	134
1,200	1,250	32	32	3,200	3,250	84	84	5,200	5,250	135	135
1,250	1,300	33	33	3,250	3,300	85	85	5,250	5,300	137	137
1,300	1,350	34	34	3,300	3,350	86	86	5,300	5,350	138	138
1,350	1,400	36	36	3,350	3,400	87	87	5,350	5,400	139	139
1,400	1,450	37	37	3,400	3,450	89	89	5,400	5,450	141	141
1,450	1,500	38	38	3,450	3,500	90	90	5,450	5,500	142	142
1,500	1,550	39	39	3,500	3,550	91	91	5,500	5,550	143	143
1,550	1,600	41	41	3,550	3,600	93	93	5,550	5,600	144	144
1,600	1,650	42	42	3,600	3,650	94	94	5,600	5,650	146	146
1,650	1,700	43	43	3,650	3,700	95	95	5,650	5,700	147	147
1,700	1,750	45	45	3,700	3,750	96	96	5,700	5,750	148	148
1,750	1,800	46	46	3,750	3,800	98	98	5,750	5,800	150	150
1,800	1,850	47	47	3,800	3,850	99	99	5,800	5,850	151	151
1,850	1,900	49	49	3,850	3,900	100	100	5,850	5,900	152	152
1,900	1,950	50	50	3,900	3,950	102	102	5,900	5,950	153	153
1,950	2,000	51	51	3,950	4,000	103	103	5,950	6,000	155	155

At least	But less than	Single or Married Filing Separately	Married Filing Jointly or Head of Household	At least	But less than	Single or Married Filing Separately	Married Filing Jointly or Head of Household	At least	But less than	Single or Married Filing Separately	Married Filing Jointly or Head of Household
\$6,000 Your Tax Is				\$9,000 Your Tax Is				\$12,000 Your Tax Is			
6,000	6,050	156	156	9,000	9,050	234	234	12,000	12,050	317	311
6,050	6,100	157	157	9,050	9,100	235	235	12,050	12,100	319	313
6,100	6,150	159	159	9,100	9,150	236	236	12,100	12,150	320	314
6,150	6,200	160	160	9,150	9,200	238	238	12,150	12,200	322	315
6,200	6,250	161	161	9,200	9,250	239	239	12,200	12,250	323	317
6,250	6,300	163	163	9,250	9,300	240	240	12,250	12,300	325	318
6,300	6,350	164	164	9,300	9,350	242	242	12,300	12,350	326	319
6,350	6,400	165	165	9,350	9,400	243	243	12,350	12,400	327	321
6,400	6,450	166	166	9,400	9,450	244	244	12,400	12,450	329	322
6,450	6,500	168	168	9,450	9,500	245	245	12,450	12,500	330	323
6,500	6,550	169	169	9,500	9,550	247	247	12,500	12,550	332	324
6,550	6,600	170	170	9,550	9,600	248	248	12,550	12,600	333	326
6,600	6,650	172	172	9,600	9,650	249	249	12,600	12,650	335	327
6,650	6,700	173	173	9,650	9,700	251	251	12,650	12,700	336	328
6,700	6,750	174	174	9,700	9,750	252	252	12,700	12,750	337	330
6,750	6,800	175	175	9,750	9,800	253	253	12,750	12,800	339	331
6,800	6,850	177	177	9,800	9,850	254	254	12,800	12,850	340	332
6,850	6,900	178	178	9,850	9,900	256	256	12,850	12,900	342	333
6,900	6,950	179	179	9,900	9,950	257	257	12,900	12,950	343	335
6,950	7,000	181	181	9,950	10,000	258	258	12,950	13,000	345	336
\$7,000 Your Tax Is				\$10,000 Your Tax Is				\$13,000 Your Tax Is			
7,000	7,050	182	182	10,000	10,050	260	260	13,000	13,050	346	337
7,050	7,100	183	183	10,050	10,100	261	261	13,050	13,100	348	339
7,100	7,150	185	185	10,100	10,150	263	262	13,100	13,150	349	340
7,150	7,200	186	186	10,150	10,200	264	264	13,150	13,200	350	341
7,200	7,250	187	187	10,200	10,250	265	265	13,200	13,250	352	343
7,250	7,300	188	188	10,250	10,300	267	266	13,250	13,300	353	344
7,300	7,350	190	190	10,300	10,350	268	267	13,300	13,350	355	345
7,350	7,400	191	191	10,350	10,400	270	269	13,350	13,400	356	346
7,400	7,450	192	192	10,400	10,450	271	270	13,400	13,450	358	348
7,450	7,500	194	194	10,450	10,500	273	271	13,450	13,500	359	349
7,500	7,550	195	195	10,500	10,550	274	273	13,500	13,550	361	350
7,550	7,600	196	196	10,550	10,600	276	274	13,550	13,600	362	352
7,600	7,650	197	197	10,600	10,650	277	275	13,600	13,650	363	353
7,650	7,700	199	199	10,650	10,700	278	276	13,650	13,700	365	354
7,700	7,750	200	200	10,700	10,750	280	278	13,700	13,750	366	355
7,750	7,800	201	201	10,750	10,800	281	279	13,750	13,800	368	357
7,800	7,850	203	203	10,800	10,850	283	280	13,800	13,850	369	358
7,850	7,900	204	204	10,850	10,900	284	282	13,850	13,900	371	359
7,900	7,950	205	205	10,900	10,950	286	283	13,900	13,950	372	361
7,950	8,000	207	207	10,950	11,000	287	284	13,950	14,000	373	362
\$8,000 Your Tax Is				\$11,000 Your Tax Is				\$14,000 Your Tax Is			
8,000	8,050	208	208	11,000	11,050	289	286	14,000	14,050	375	363
8,050	8,100	209	209	11,050	11,100	290	287	14,050	14,100	376	365
8,100	8,150	210	210	11,100	11,150	291	288	14,100	14,150	378	366
8,150	8,200	212	212	11,150	11,200	293	289	14,150	14,200	379	367
8,200	8,250	213	213	11,200	11,250	294	291	14,200	14,250	381	368
8,250	8,300	214	214	11,250	11,300	296	292	14,250	14,300	382	370
8,300	8,350	216	216	11,300	11,350	297	293	14,300	14,350	384	371
8,350	8,400	217	217	11,350	11,400	299	295	14,350	14,400	385	372
8,400	8,450	218	218	11,400	11,450	300	296	14,400	14,450	386	374
8,450	8,500	220	220	11,450	11,500	301	297	14,450	14,500	388	375
8,500	8,550	221	221	11,500	11,550	303	298	14,500	14,550	389	376
8,550	8,600	222	222	11,550	11,600	304	300	14,550	14,600	391	377
8,600	8,650	223	223	11,600	11,650	306	301	14,600	14,650	392	379
8,650	8,700	225	225	11,650	11,700	307	302	14,650	14,700	394	380
8,700	8,750	226	226	11,700	11,750	309	304	14,700	14,750	395	381
8,750	8,800	227	227	11,750	11,800	310	305	14,750	14,800	397	383
8,800	8,850	229	229	11,800	11,850	312	306	14,800	14,850	398	384
8,850	8,900	230	230	11,850	11,900	313	308	14,850	14,900	399	385
8,900	8,950	231	231	11,900	11,950	314	309	14,900	14,950	401	387
8,950	9,000	232	232	11,950	12,000	316	310	14,950	15,000	402	388

At least	But less than	Single or Married Filing Separately	Married Filing Jointly or Head of Household	At least	But less than	Single or Married Filing Separately	Married Filing Jointly or Head of Household	At least	But less than	Single or Married Filing Separately	Married Filing Jointly or Head of Household
\$15,000 Your Tax Is				\$18,000 Your Tax Is				\$21,000 Your Tax Is			
15,000	15,050	404	389	18,000	18,050	490	467	21,000	21,050	577	548
15,050	15,100	405	390	18,050	18,100	492	468	21,050	21,100	578	549
15,100	15,150	407	392	18,100	18,150	493	469	21,100	21,150	579	550
15,150	15,200	408	393	18,150	18,200	494	471	21,150	21,200	581	552
15,200	15,250	409	394	18,200	18,250	496	472	21,200	21,250	582	553
15,250	15,300	411	396	18,250	18,300	497	473	21,250	21,300	584	555
15,300	15,350	412	397	18,300	18,350	499	475	21,300	21,350	585	556
15,350	15,400	414	398	18,350	18,400	500	476	21,350	21,400	587	558
15,400	15,450	415	400	18,400	18,450	502	477	21,400	21,450	588	559
15,450	15,500	417	401	18,450	18,500	503	479	21,450	21,500	589	560
15,500	15,550	418	402	18,500	18,550	505	480	21,500	21,550	591	562
15,550	15,600	420	403	18,550	18,600	506	481	21,550	21,600	592	563
15,600	15,650	421	405	18,600	18,650	507	482	21,600	21,650	594	565
15,650	15,700	422	406	18,650	18,700	509	484	21,650	21,700	595	566
15,700	15,750	424	407	18,700	18,750	510	485	21,700	21,750	597	568
15,750	15,800	425	409	18,750	18,800	512	486	21,750	21,800	598	569
15,800	15,850	427	410	18,800	18,850	513	488	21,800	21,850	600	571
15,850	15,900	428	411	18,850	18,900	515	489	21,850	21,900	601	572
15,900	15,950	430	412	18,900	18,950	516	490	21,900	21,950	602	573
15,950	16,000	431	414	18,950	19,000	517	491	21,950	22,000	604	575
\$16,000 Your Tax Is				\$19,000 Your Tax Is				\$22,000 Your Tax Is			
16,000	16,050	433	415	19,000	19,050	519	493	22,000	22,050	605	576
16,050	16,100	434	416	19,050	19,100	520	494	22,050	22,100	607	578
16,100	16,150	435	418	19,100	19,150	522	495	22,100	22,150	608	579
16,150	16,200	437	419	19,150	19,200	523	497	22,150	22,200	610	581
16,200	16,250	438	420	19,200	19,250	525	498	22,200	22,250	611	582
16,250	16,300	440	422	19,250	19,300	526	499	22,250	22,300	613	584
16,300	16,350	441	423	19,300	19,350	528	501	22,300	22,350	614	585
16,350	16,400	443	424	19,350	19,400	529	502	22,350	22,400	615	586
16,400	16,450	444	425	19,400	19,450	530	503	22,400	22,450	617	588
16,450	16,500	445	427	19,450	19,500	532	504	22,450	22,500	618	589
16,500	16,550	447	428	19,500	19,550	533	506	22,500	22,550	620	591
16,550	16,600	448	429	19,550	19,600	535	507	22,550	22,600	621	592
16,600	16,650	450	431	19,600	19,650	536	508	22,600	22,650	623	594
16,650	16,700	451	432	19,650	19,700	538	510	22,650	22,700	624	595
16,700	16,750	453	433	19,700	19,750	539	511	22,700	22,750	625	596
16,750	16,800	454	434	19,750	19,800	541	512	22,750	22,800	627	598
16,800	16,850	456	436	19,800	19,850	542	513	22,800	22,850	628	599
16,850	16,900	457	437	19,850	19,900	543	515	22,850	22,900	630	601
16,900	16,950	458	438	19,900	19,950	545	516	22,900	22,950	631	602
16,950	17,000	460	440	19,950	20,000	546	517	22,950	23,000	633	604
\$17,000 Your Tax Is				\$20,000 Your Tax Is				\$23,000 Your Tax Is			
17,000	17,050	461	441	20,000	20,050	548	519	23,000	23,050	634	605
17,050	17,100	463	442	20,050	20,100	549	520	23,050	23,100	636	607
17,100	17,150	464	444	20,100	20,150	551	522	23,100	23,150	637	608
17,150	17,200	466	445	20,150	20,200	552	523	23,150	23,200	638	609
17,200	17,250	467	446	20,200	20,250	553	524	23,200	23,250	640	611
17,250	17,300	469	447	20,250	20,300	555	526	23,250	23,300	641	612
17,300	17,350	470	449	20,300	20,350	556	527	23,300	23,350	643	614
17,350	17,400	471	450	20,350	20,400	558	529	23,350	23,400	644	615
17,400	17,450	473	451	20,400	20,450	559	530	23,400	23,450	646	617
17,450	17,500	474	453	20,450	20,500	561	532	23,450	23,500	647	618
17,500	17,550	476	454	20,500	20,550	562	533	23,500	23,550	649	620
17,550	17,600	477	455	20,550	20,600	564	535	23,550	23,600	650	621
17,600	17,650	479	456	20,600	20,650	565	536	23,600	23,650	651	622
17,650	17,700	480	458	20,650	20,700	566	537	23,650	23,700	653	624
17,700	17,750	481	459	20,700	20,750	568	539	23,700	23,750	654	625
17,750	17,800	483	460	20,750	20,800	569	540	23,750	23,800	656	627
17,800	17,850	484	462	20,800	20,850	571	542	23,800	23,850	657	628
17,850	17,900	486	463	20,850	20,900	572	543	23,850	23,900	659	630
17,900	17,950	487	464	20,900	20,950	574	545	23,900	23,950	660	631
17,950	18,000	489	466	20,950	21,000	575	546	23,950	24,000	661	632

At least	But less than	Single or Married Filing Separately	Married Filing Jointly or Head of Household	At least	But less than	Single or Married Filing Separately	Married Filing Jointly or Head of Household	At least	But less than	Single or Married Filing Separately	Married Filing Jointly or Head of Household
\$24,000 Your Tax Is				\$27,000 Your Tax Is				\$30,000 Your Tax Is			
24,000	24,050	663	634	27,000	27,050	759	720	30,000	30,050	860	807
24,050	24,100	664	635	27,050	27,100	761	722	30,050	30,100	862	808
24,100	24,150	666	637	27,100	27,150	762	723	30,100	30,150	863	810
24,150	24,200	667	638	27,150	27,200	764	725	30,150	30,200	865	811
24,200	24,250	669	640	27,200	27,250	766	726	30,200	30,250	867	812
24,250	24,300	670	641	27,250	27,300	767	728	30,250	30,300	868	814
24,300	24,350	672	643	27,300	27,350	769	729	30,300	30,350	870	815
24,350	24,400	673	644	27,350	27,400	771	730	30,350	30,400	872	817
24,400	24,450	674	645	27,400	27,450	772	732	30,400	30,450	873	818
24,450	24,500	676	647	27,450	27,500	774	733	30,450	30,500	875	820
24,500	24,550	677	648	27,500	27,550	776	735	30,500	30,550	877	821
24,550	24,600	679	650	27,550	27,600	778	736	30,550	30,600	878	823
24,600	24,650	680	651	27,600	27,650	779	738	30,600	30,650	880	824
24,650	24,700	682	653	27,650	27,700	781	739	30,650	30,700	882	825
24,700	24,750	683	654	27,700	27,750	783	740	30,700	30,750	883	827
24,750	24,800	685	656	27,750	27,800	784	742	30,750	30,800	885	828
24,800	24,850	686	657	27,800	27,850	786	743	30,800	30,850	887	830
24,850	24,900	687	658	27,850	27,900	788	745	30,850	30,900	888	831
24,900	24,950	689	660	27,900	27,950	789	746	30,900	30,950	890	833
24,950	25,000	690	661	27,950	28,000	791	748	30,950	31,000	892	834
\$25,000 Your Tax Is				\$28,000 Your Tax Is				\$31,000 Your Tax Is			
25,000	25,050	692	663	28,000	28,050	793	749	31,000	31,050	893	836
25,050	25,100	694	664	28,050	28,100	794	751	31,050	31,100	895	837
25,100	25,150	695	666	28,100	28,150	796	752	31,100	31,150	897	838
25,150	25,200	697	667	28,150	28,200	798	753	31,150	31,200	898	840
25,200	25,250	699	668	28,200	28,250	799	755	31,200	31,250	900	841
25,250	25,300	700	670	28,250	28,300	801	756	31,250	31,300	902	843
25,300	25,350	702	671	28,300	28,350	803	758	31,300	31,350	904	844
25,350	25,400	704	673	28,350	28,400	804	759	31,350	31,400	905	846
25,400	25,450	705	674	28,400	28,450	806	761	31,400	31,450	907	847
25,450	25,500	707	676	28,450	28,500	808	762	31,450	31,500	909	848
25,500	25,550	709	677	28,500	28,550	809	764	31,500	31,550	910	850
25,550	25,600	710	679	28,550	28,600	811	765	31,550	31,600	912	851
25,600	25,650	712	680	28,600	28,650	813	766	31,600	31,650	914	853
25,650	25,700	714	681	28,650	28,700	814	768	31,650	31,700	915	854
25,700	25,750	715	683	28,700	28,750	816	769	31,700	31,750	917	856
25,750	25,800	717	684	28,750	28,800	818	771	31,750	31,800	919	857
25,800	25,850	719	686	28,800	28,850	820	772	31,800	31,850	920	859
25,850	25,900	720	687	28,850	28,900	821	774	31,850	31,900	922	860
25,900	25,950	722	689	28,900	28,950	823	775	31,900	31,950	924	861
25,950	26,000	724	690	28,950	29,000	825	776	31,950	32,000	925	863
\$26,000 Your Tax Is				\$29,000 Your Tax Is				\$32,000 Your Tax Is			
26,000	26,050	725	692	29,000	29,050	826	778	32,000	32,050	927	864
26,050	26,100	727	693	29,050	29,100	828	779	32,050	32,100	929	866
26,100	26,150	729	694	29,100	29,150	830	781	32,100	32,150	930	867
26,150	26,200	730	696	29,150	29,200	831	782	32,150	32,200	932	869
26,200	26,250	732	697	29,200	29,250	833	784	32,200	32,250	934	870
26,250	26,300	734	699	29,250	29,300	835	785	32,250	32,300	935	872
26,300	26,350	736	700	29,300	29,350	836	787	32,300	32,350	937	873
26,350	26,400	737	702	29,350	29,400	838	788	32,350	32,400	939	874
26,400	26,450	739	703	29,400	29,450	840	789	32,400	32,450	940	876
26,450	26,500	741	704	29,450	29,500	841	791	32,450	32,500	942	877
26,500	26,550	742	706	29,500	29,550	843	792	32,500	32,550	944	879
26,550	26,600	744	707	29,550	29,600	845	794	32,550	32,600	946	880
26,600	26,650	746	709	29,600	29,650	846	795	32,600	32,650	947	882
26,650	26,700	747	710	29,650	29,700	848	797	32,650	32,700	949	883
26,700	26,750	749	712	29,700	29,750	850	798	32,700	32,750	951	884
26,750	26,800	751	713	29,750	29,800	851	800	32,750	32,800	952	886
26,800	26,850	752	715	29,800	29,850	853	801	32,800	32,850	954	887
26,850	26,900	754	716	29,850	29,900	855	802	32,850	32,900	956	889
26,900	26,950	756	717	29,900	29,950	856	804	32,900	32,950	957	890
26,950	27,000	757	719	29,950	30,000	858	805	32,950	33,000	959	892

At least	But less than	Single or Married Filing Separately	Married Filing Jointly or Head of Household	At least	But less than	Single or Married Filing Separately	Married Filing Jointly or Head of Household	At least	But less than	Single or Married Filing Separately	Married Filing Jointly or Head of Household
\$33,000 Your Tax Is				\$36,000 Your Tax Is				\$39,000 Your Tax Is			
33,000	33,050	961	893	36,000	36,050	1,061	980	39,000	39,050	1,162	1,066
33,050	33,100	962	895	36,050	36,100	1,063	981	39,050	39,100	1,164	1,067
33,100	33,150	964	896	36,100	36,150	1,065	982	39,100	39,150	1,166	1,069
33,150	33,200	966	897	36,150	36,200	1,066	984	39,150	39,200	1,167	1,070
33,200	33,250	967	899	36,200	36,250	1,068	985	39,200	39,250	1,169	1,072
33,250	33,300	969	900	36,250	36,300	1,070	987	39,250	39,300	1,171	1,073
33,300	33,350	971	902	36,300	36,350	1,072	988	39,300	39,350	1,172	1,075
33,350	33,400	972	903	36,350	36,400	1,073	990	39,350	39,400	1,174	1,076
33,400	33,450	974	905	36,400	36,450	1,075	991	39,400	39,450	1,176	1,077
33,450	33,500	976	906	36,450	36,500	1,077	992	39,450	39,500	1,177	1,079
33,500	33,550	977	908	36,500	36,550	1,078	994	39,500	39,550	1,179	1,080
33,550	33,600	979	909	36,550	36,600	1,080	995	39,550	39,600	1,181	1,082
33,600	33,650	981	910	36,600	36,650	1,082	997	39,600	39,650	1,182	1,083
33,650	33,700	982	912	36,650	36,700	1,083	998	39,650	39,700	1,184	1,085
33,700	33,750	984	913	36,700	36,750	1,085	1,000	39,700	39,750	1,186	1,086
33,750	33,800	986	915	36,750	36,800	1,087	1,001	39,750	39,800	1,187	1,088
33,800	33,850	988	916	36,800	36,850	1,088	1,003	39,800	39,850	1,189	1,089
33,850	33,900	989	918	36,850	36,900	1,090	1,004	39,850	39,900	1,191	1,090
33,900	33,950	991	919	36,900	36,950	1,092	1,005	39,900	39,950	1,192	1,092
33,950	34,000	993	920	36,950	37,000	1,093	1,007	39,950	40,000	1,194	1,093
\$34,000 Your Tax Is				\$37,000 Your Tax Is				\$40,000 Your Tax Is			
34,000	34,050	994	922	37,000	37,050	1,095	1,008	40,000	40,050	1,196	1,095
34,050	34,100	996	923	37,050	37,100	1,097	1,010	40,050	40,100	1,198	1,096
34,100	34,150	998	925	37,100	37,150	1,098	1,011	40,100	40,150	1,199	1,098
34,150	34,200	999	926	37,150	37,200	1,100	1,013	40,150	40,200	1,201	1,099
34,200	34,250	1,001	928	37,200	37,250	1,102	1,014	40,200	40,250	1,203	1,100
34,250	34,300	1,003	929	37,250	37,300	1,103	1,016	40,250	40,300	1,204	1,102
34,300	34,350	1,004	931	37,300	37,350	1,105	1,017	40,300	40,350	1,206	1,103
34,350	34,400	1,006	932	37,350	37,400	1,107	1,018	40,350	40,400	1,208	1,105
34,400	34,450	1,008	933	37,400	37,450	1,108	1,020	40,400	40,450	1,209	1,106
34,450	34,500	1,009	935	37,450	37,500	1,110	1,021	40,450	40,500	1,211	1,108
34,500	34,550	1,011	936	37,500	37,550	1,112	1,023	40,500	40,550	1,213	1,109
34,550	34,600	1,013	938	37,550	37,600	1,114	1,024	40,550	40,600	1,214	1,111
34,600	34,650	1,014	939	37,600	37,650	1,115	1,026	40,600	40,650	1,216	1,112
34,650	34,700	1,016	941	37,650	37,700	1,117	1,027	40,650	40,700	1,218	1,113
34,700	34,750	1,018	942	37,700	37,750	1,119	1,028	40,700	40,750	1,219	1,115
34,750	34,800	1,019	944	37,750	37,800	1,120	1,030	40,750	40,800	1,221	1,116
34,800	34,850	1,021	945	37,800	37,850	1,122	1,031	40,800	40,850	1,223	1,118
34,850	34,900	1,023	946	37,850	37,900	1,124	1,033	40,850	40,900	1,224	1,119
34,900	34,950	1,024	948	37,900	37,950	1,125	1,034	40,900	40,950	1,226	1,121
34,950	35,000	1,026	949	37,950	38,000	1,127	1,036	40,950	41,000	1,228	1,122
\$35,000 Your Tax Is				\$38,000 Your Tax Is				\$41,000 Your Tax Is			
35,000	35,050	1,028	951	38,000	38,050	1,129	1,037	41,000	41,050	1,229	1,124
35,050	35,100	1,030	952	38,050	38,100	1,130	1,039	41,050	41,100	1,231	1,125
35,100	35,150	1,031	954	38,100	38,150	1,132	1,040	41,100	41,150	1,233	1,126
35,150	35,200	1,033	955	38,150	38,200	1,134	1,041	41,150	41,200	1,234	1,128
35,200	35,250	1,035	956	38,200	38,250	1,135	1,043	41,200	41,250	1,236	1,129
35,250	35,300	1,036	958	38,250	38,300	1,137	1,044	41,250	41,300	1,238	1,131
35,300	35,350	1,038	959	38,300	38,350	1,139	1,046	41,300	41,350	1,240	1,132
35,350	35,400	1,040	961	38,350	38,400	1,140	1,047	41,350	41,400	1,241	1,134
35,400	35,450	1,041	962	38,400	38,450	1,142	1,049	41,400	41,450	1,243	1,135
35,450	35,500	1,043	964	38,450	38,500	1,144	1,050	41,450	41,500	1,245	1,136
35,500	35,550	1,045	965	38,500	38,550	1,145	1,052	41,500	41,550	1,246	1,138
35,550	35,600	1,046	967	38,550	38,600	1,147	1,053	41,550	41,600	1,248	1,139
35,600	35,650	1,048	968	38,600	38,650	1,149	1,054	41,600	41,650	1,250	1,141
35,650	35,700	1,050	969	38,650	38,700	1,150	1,056	41,650	41,700	1,251	1,142
35,700	35,750	1,051	971	38,700	38,750	1,152	1,057	41,700	41,750	1,253	1,144
35,750	35,800	1,053	972	38,750	38,800	1,154	1,059	41,750	41,800	1,255	1,145
35,800	35,850	1,055	974	38,800	38,850	1,156	1,060	41,800	41,850	1,256	1,147
35,850	35,900	1,056	975	38,850	38,900	1,157	1,062	41,850	41,900	1,258	1,148
35,900	35,950	1,058	977	38,900	38,950	1,159	1,063	41,900	41,950	1,260	1,149
35,950	36,000	1,060	978	38,950	39,000	1,161	1,064	41,950	42,000	1,261	1,151

At least	But less than	Single or Married Filing Separately	Married Filing Jointly or Head of Household	At least	But less than	Single or Married Filing Separately	Married Filing Jointly or Head of Household	At least	But less than	Single or Married Filing Separately	Married Filing Jointly or Head of Household
\$42,000 Your Tax Is				\$45,000 Your Tax Is				\$48,000 Your Tax Is			
42,000	42,050	1,263	1,152	45,000	45,050	1,364	1,239	48,000	48,050	1,465	1,325
42,050	42,100	1,265	1,154	45,050	45,100	1,366	1,240	48,050	48,100	1,466	1,327
42,100	42,150	1,266	1,155	45,100	45,150	1,367	1,242	48,100	48,150	1,468	1,328
42,150	42,200	1,268	1,157	45,150	45,200	1,369	1,243	48,150	48,200	1,470	1,329
42,200	42,250	1,270	1,158	45,200	45,250	1,371	1,244	48,200	48,250	1,471	1,331
42,250	42,300	1,271	1,160	45,250	45,300	1,372	1,246	48,250	48,300	1,473	1,332
42,300	42,350	1,273	1,161	45,300	45,350	1,374	1,247	48,300	48,350	1,475	1,334
42,350	42,400	1,275	1,162	45,350	45,400	1,376	1,249	48,350	48,400	1,476	1,335
42,400	42,450	1,276	1,164	45,400	45,450	1,377	1,250	48,400	48,450	1,477	1,337
42,450	42,500	1,278	1,165	45,450	45,500	1,379	1,252	48,450	48,500	1,480	1,338
42,500	42,550	1,280	1,167	45,500	45,550	1,381	1,253	48,500	48,550	1,481	1,340
42,550	42,600	1,282	1,168	45,550	45,600	1,382	1,255	48,550	48,600	1,483	1,341
42,600	42,650	1,283	1,170	45,600	45,650	1,384	1,256	48,600	48,650	1,485	1,342
42,650	42,700	1,285	1,171	45,650	45,700	1,386	1,257	48,650	48,700	1,486	1,344
42,700	42,750	1,287	1,172	45,700	45,750	1,387	1,259	48,700	48,750	1,488	1,345
42,750	42,800	1,288	1,174	45,750	45,800	1,389	1,260	48,750	48,800	1,490	1,347
42,800	42,850	1,290	1,175	45,800	45,850	1,391	1,262	48,800	48,850	1,492	1,348
42,850	42,900	1,292	1,177	45,850	45,900	1,392	1,263	48,850	48,900	1,493	1,350
42,900	42,950	1,293	1,178	45,900	45,950	1,394	1,265	48,900	48,950	1,495	1,351
42,950	43,000	1,295	1,180	45,950	46,000	1,396	1,266	48,950	49,000	1,497	1,352
\$43,000 Your Tax Is				\$46,000 Your Tax Is				\$49,000 Your Tax Is			
43,000	43,050	1,297	1,181	46,000	46,050	1,397	1,268	49,000	49,050	1,498	1,354
43,050	43,100	1,298	1,183	46,050	46,100	1,399	1,269	49,050	49,100	1,500	1,355
43,100	43,150	1,300	1,184	46,100	46,150	1,401	1,270	49,100	49,150	1,502	1,357
43,150	43,200	1,302	1,185	46,150	46,200	1,402	1,272	49,150	49,200	1,503	1,358
43,200	43,250	1,303	1,187	46,200	46,250	1,404	1,273	49,200	49,250	1,505	1,360
43,250	43,300	1,305	1,188	46,250	46,300	1,406	1,275	49,250	49,300	1,507	1,361
43,300	43,350	1,307	1,190	46,300	46,350	1,408	1,276	49,300	49,350	1,508	1,363
43,350	43,400	1,308	1,191	46,350	46,400	1,409	1,278	49,350	49,400	1,510	1,364
43,400	43,450	1,310	1,193	46,400	46,450	1,411	1,279	49,400	49,450	1,512	1,365
43,450	43,500	1,312	1,194	46,450	46,500	1,413	1,280	49,450	49,500	1,513	1,367
43,500	43,550	1,313	1,196	46,500	46,550	1,414	1,282	49,500	49,550	1,515	1,368
43,550	43,600	1,315	1,197	46,550	46,600	1,416	1,283	49,550	49,600	1,517	1,370
43,600	43,650	1,317	1,198	46,600	46,650	1,418	1,285	49,600	49,650	1,518	1,371
43,650	43,700	1,318	1,200	46,650	46,700	1,419	1,286	49,650	49,700	1,520	1,373
43,700	43,750	1,320	1,201	46,700	46,750	1,421	1,288	49,700	49,750	1,522	1,374
43,750	43,800	1,322	1,203	46,750	46,800	1,423	1,289	49,750	49,800	1,523	1,376
43,800	43,850	1,324	1,204	46,800	46,850	1,424	1,291	49,800	49,850	1,525	1,377
43,850	43,900	1,325	1,206	46,850	46,900	1,426	1,292	49,850	49,900	1,527	1,378
43,900	43,950	1,327	1,207	46,900	46,950	1,428	1,293	49,900	49,950	1,528	1,380
43,950	44,000	1,329	1,208	46,950	47,000	1,429	1,295	49,950	50,000	1,530	1,381
\$44,000 Your Tax Is				\$47,000 Your Tax Is				 <p>End of Optional Tables</p>			
44,000	44,050	1,330	1,210	47,000	47,050	1,431	1,296				
44,050	44,100	1,332	1,211	47,050	47,100	1,433	1,298				
44,100	44,150	1,334	1,213	47,100	47,150	1,434	1,299				
44,150	44,200	1,335	1,214	47,150	47,200	1,436	1,301				
44,200	44,250	1,337	1,216	47,200	47,250	1,438	1,302				
44,250	44,300	1,339	1,217	47,250	47,300	1,439	1,304				
44,300	44,350	1,340	1,219	47,300	47,350	1,441	1,305				
44,350	44,400	1,342	1,220	47,350	47,400	1,443	1,306				
44,400	44,450	1,344	1,221	47,400	47,450	1,444	1,308				
44,450	44,500	1,345	1,223	47,450	47,500	1,446	1,309				
44,500	44,550	1,347	1,224	47,500	47,550	1,448	1,311				
44,550	44,600	1,349	1,226	47,550	47,600	1,450	1,312				
44,600	44,650	1,350	1,227	47,600	47,650	1,451	1,314				
44,650	44,700	1,352	1,229	47,650	47,700	1,453	1,315				
44,700	44,750	1,354	1,230	47,700	47,750	1,455	1,316				
44,750	44,800	1,355	1,232	47,750	47,800	1,456	1,318				
44,800	44,850	1,357	1,233	47,800	47,850	1,458	1,319				
44,850	44,900	1,359	1,234	47,850	47,900	1,460	1,321				
44,900	44,950	1,360	1,236	47,900	47,950	1,461	1,322				
44,950	45,000	1,362	1,237	47,950	48,000	1,463	1,324				

2010
Arizona Tax Tables X and Y
For Form 140

If your taxable income is less than \$50,000, use the Optional Tax Table. If your taxable income is \$50,000 or more, use Tax Table X or Y. Also, if your taxable income is \$50,000 or more, you cannot use Form 140EZ or Form 140A to file for 2010. In this case, you must file using Form 140.

Table X - Use Table X if your filing status is Single or Married Filing Separate

(a)		(b)	(c)			(d)	(e)	(f)
If taxable income from Form 140, page 1, line 19 is:		Enter the amount from Form 140, page 1, line 19	Multiply the amount entered in column (b) by			Enter the result	Subtract	Your tax. Round the result and enter this amount on Form 140, page 1, line 20
Over	But Not over							
\$0	\$10,000	X	.0259	=	-	0.00	=	
\$10,000	\$25,000	X	.0288	=	-	\$ 29.00	=	
\$25,000	\$50,000	X	.0336	=	-	\$ 149.00	=	
\$50,000	\$150,000	X	.0424	=	-	\$ 589.00	=	
\$150,000	and over	X	.0454	=	-	\$ 1,039.00	=	

Table Y - Use Table Y if your filing status is Married Filing Joint or Head of Household

(a)		(b)	(c)			(d)	(e)	(f)
If taxable income from Form 140, page 1, line 19 is:		Enter the amount from Form 140, page 1, line 19	Multiply the amount entered in column (b) by			Enter the result	Subtract	Your tax. Round the result and enter this amount on Form 140, page 1, line 20
Over	But Not over							
\$0	\$20,000	X	.0259	=	-	0.00	=	
\$20,000	\$50,000	X	.0288	=	-	\$ 58.00	=	
\$50,000	\$100,000	X	.0336	=	-	\$ 298.00	=	
\$100,000	\$300,000	X	.0424	=	-	\$ 1,178.00	=	
\$300,000	and over	X	.0454	=	-	\$ 2,078.00	=	



CONTENTS 140

CREDITS

Clean Elections Fund credit... 17
 Credits from Form 301..... 16
 Family income tax credit 15
 Increased excise tax credit 18
 Property tax credit..... 18
 Credit for taxes paid to another state or country 16

DEDUCTIONS

Itemized deductions 14
 Standard deduction..... 13

EXEMPTIONS

Age 65 or older 5
 Blind..... 5
 Children and other dependents 5, 6
 Personal..... 14
 Qualifying parents and ancestors 6

FILING INFORMATION

Do you have to file..... 1
 Estimated tax..... 3, 4
 Filing extensions 2, 3
 Penalties and interest..... 3
 When to file..... 2
 Where to file..... 22

FILING STATUS

All filing statuses..... 4, 5

INCOME

Additions to income..... 6
 Federal adjusted gross income 13
 Subtractions from income 10

TAX TABLES

Optional tax tables 24
 Tables X and Y 30

QUICK AND EASY ACCESS TO TAX HELP AND FORMS



PERSONAL COMPUTER

You may use a personal computer and modem to get the forms and information you need.

Here is a sample of what you will find when you visit our web site at www.azdor.gov:

- Forms and Instructions
- Brochures
- Tax Rulings and Procedures
- Other General Tax Information



PHONE

Information by phone...

Individual Income Tax:

Phoenix..... (602) 255-3381
 Toll-free from area codes 520 and 928..... (800) 352-4090

Hearing Impaired TDD User:

Phoenix..... (602) 542-4021
 Toll-free from area codes 520 and 928..... (800) 397-0256

Reasonable accommodations for any person with a disability can be made.

WALK-IN SERVICE

You may get forms and information at any of our offices.



We have offices at the following locations:

Phoenix
 1600 West Monroe

Gilbert
 275 East Germann Road
 Building 2, Suite 180

Tucson
 400 West Congress

Did You Know?

Tax software does all the hard work for you! The software:

- Calculates Tax
- Does the Math
- Selects Forms and Schedules
- Makes Complex Returns Simple
- Checks for Errors Before You File
- E-Files the IRS and AZ Returns at the same time
- Gives Proof of E-Filing



www.azdor.gov
 For details & eligibility

FREE
E-File
 Available